



Proposed Budget
2024

2024 Proposed Budget Message

August 17, 2023

Commissioners and City of Winfield Community Members:

The Winfield community continues to move forward.

As addressed in multiple budget workshops and meetings, this budget is a proposal that works to balance the needs of the organization and community against any desires for expanded services or projects.

It has become clear that rising costs are here to stay. While we have done our very best to absorb much of these costs over the last three years, it is now apparent that we too must adjust to the new reality of higher costs across the board. Wages across the organization are an item that we are evaluating—we are currently completing a review with a consultant. Our plan is to continue to address wages in targeted stages as we work to balance revenues with expenditures.

The 2024 budget continues our planning-based approach. We continue to improve on feedback provided by the community in the comprehensive planning process completed in 2020. We plan to resurvey the community in 2024—an effort to gauge our progress.

For 2023, energy customers are seeing electric costs decline. In fact, electric energy pass through costs have been this low two other times during that period—2013 and 2020. We told customers we expected costs to decline in 2023 and we have seen that come true. On the natural gas side, we continue to see market costs stabilize, although futures are still higher and more reactive to weather and world events than we all enjoyed for the more than a decade before 2021.

We continue our shared economic development approach through Cowley First—partnering together with private business and other governmental units to provide the resources and funding opportunities for new startup businesses, existing industry/business and potential recruitment/expansions from outside the County. We have been working on several potential recruitment projects that would do well to expand the tax base and add jobs to the community.

We can't be all things to all people, but we will continue to provide important services at a high standard.

Over the ten-year period from 2013-2022, inflation was approximately 26%, while Winfield property tax collections increased 20%... evidence of our willingness and commitment to live within our means.

Property Tax. Property tax revenue in all tax supported funds is expected to increase 8.9% over 2023 levels—however, due to the assessed valuation change being nearly a 17% increase, the mill levy declines. The increase in property tax collected is for planned targeted wage adjustments in the General Fund for Police, Fire-EMS and Parks. These are budgeted in contingency.

The proposed budget uses a projected mill levy of 50.749 mills, which is 3.7 mills less than previous certified mill rates of 54.428. The assessed valuation as of July 1st, adjusted for estimated appeals, is used as a basis for the forecast of property tax revenue. The valuation for the 2024 budget year (2023 value) is \$93,290,760...an increase from \$79,933,760.

As constructed, this budget required the governing body to certify they intend to exceed the Revenue Neutral Rate of 46.638 mills. This is the rate to be assessed to collect no more dollars than the year prior. This will

also require the holding of a Revenue Neutral Rate Hearing on September 5th. This hearing is required because the budget proposes to spend more dollars than the year before.

Sales Tax. Winfield receives sales tax from two different levies: 1) a 1% capital improvement sales tax that is generally used for ongoing projects and 2) a 1% sales tax for the funding of a new public safety facility, streets and other capital improvements.

Up until 2020, sales tax receipts had been in decline since 2015. Recent receipts are as follows:

2020 + 3.2 %
2021 + 9.1 %
2022 + 7.1 %
2023 + 17.3 % YTD

For 2024, we forecast receipts 9% above actual 2022 levels. This is a conservative approach.

Utility Fees. To address rising operational supply, vehicle/equipment and wage costs, we have undertaken professional study related to our utility fees. We have reviewed at prior worksessions, each area in need of adjustment for cash flow, future planned expenses, etc.. The Refuse Fund is currently the only fund with significant difference in expenditures vs. receipts in the proposed budget. To keep up with rising expenses for refuse vehicle replacement and fuel, the fund will need an adjustment or cuts to a planned refuse truck replacement.

Health and Dental, Wages and KPERS, KP&F Retirement. Health and dental insurance costs are budgeted to increase approximately 5%--this is given expected savings from a 2023 plan change. Without the plan change, costs would have increased a total of nearly 20%. For 2023, the City made a forecasted 10% mid-year adjustment to the Employee share of costs and an additional 20% if the employee does not participate in voluntary health screening/physical.

The budget calls for an adjustment to the wage plan of 1% with the step increases available for those eligible at the rate they are on the scale either 5%, 2.5% or 1.5%. There is nothing to note with the City's share of KPERS and KP&F. General Fund tax collection increases are allocated toward targeted wage adjustments for public safety and parks.

Technology and Operations. We continue to move our organization forward with technology that will serve our citizens better. This budget continues the streamlining of software platforms and adds municipal court to the Munis suite of our operations. We also take on new technology for solving crimes in the city with the addition of license plate readers and the planned addition of body worn cameras for police officers—which will be partially offset by federal grant dollars. We continue our planned implementation of a rotation of replacement of technology hardware across our organization. Automated Metering Infrastructure rollout is hoped to be completed in 2024 after supply chain struggles have slowed the deployment.

Capital Outlay. The budget works to continue an effort at equipment and vehicle replacement across the organization. Included is a summary. A Fire-EMS command vehicle will not show up on the summary as it was moved out of the General Fund to be paid from other sources and a planned 2024 Refuse Truck purchase will not show on the summary as it is budgeted as a “lease purchase” payment of \$70,000.

Debt Service. The City continues to see a strong balance in the debt service fund, which will be important as we move closer toward potential call dates on outstanding debt in 2026. Using some balance to hedge against a rising debt load will help position the City in a strong financial position.

As the City continues work on the public safety center, we will need to continue the plan of self-funding. The recommended approach will be the one that is focused on reducing the future debt payment on that facility. The use of ARPA and Barr Trust monies will aid in this long term approach at taking care of more facilities with those dollars.

We continue to use the CIP Sales Tax to offset additional mill levy for debt.

The Water Fund will see some relief in 2023 and 2026 when large issues of debt drop off for the utility— however the 2023 relief is consumed by rising treatment costs for chemicals and the 2026 relief is planned to be rolled into a replacement of the rapidly declining ozone treatment equipment. The ozone replacement is currently under design with engineers, and we have applied for KDHE allocations from federal formula dollars.

The City remains on track for our six-year payoff for natural gas storm related debt. This schedule adjusts with usage amounts and interest costs on the loan.


Conclusion. Of course, there is always more infrastructure to replace and more improvements to be made, but all of those must be held in balance with the dollars we are entrusted with. That is how priorities are set.

You will not find a more dedicated group of employees working for their community. Their families too make sacrifices for them to be part of something so much more than a job.

Important recognition to Melissa Schooley for all her work on this budget process and our award-winning annual comprehensive financial reporting.

To the Winfield City Commission—thank you for your confidence. I continue to appreciate your ongoing leadership and progressive approach with both policy and our suggested changes to our operations.

Respectfully,

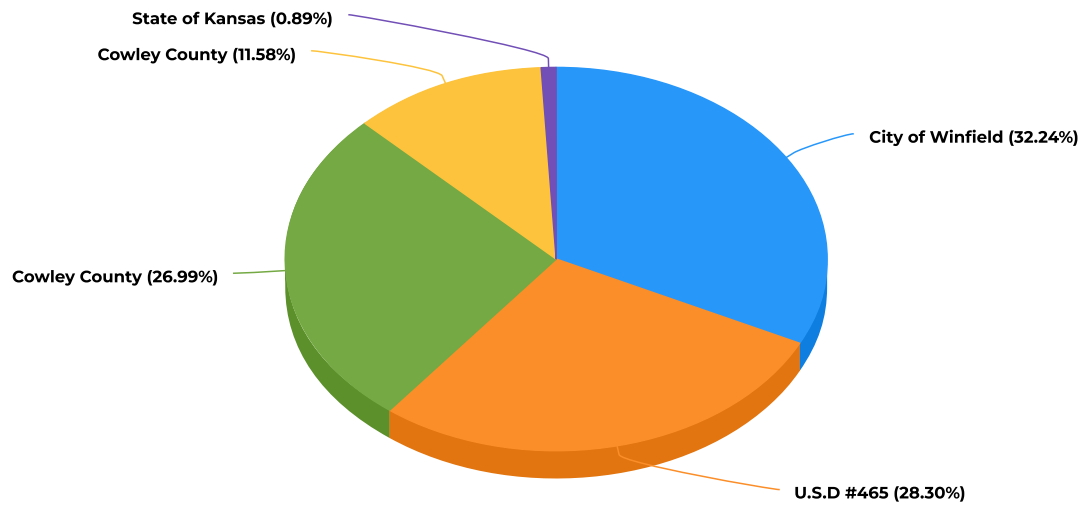
A handwritten signature in black ink, appearing to read "T. Wall", written over a light blue circular stamp.

Taggart Wall
City Manager

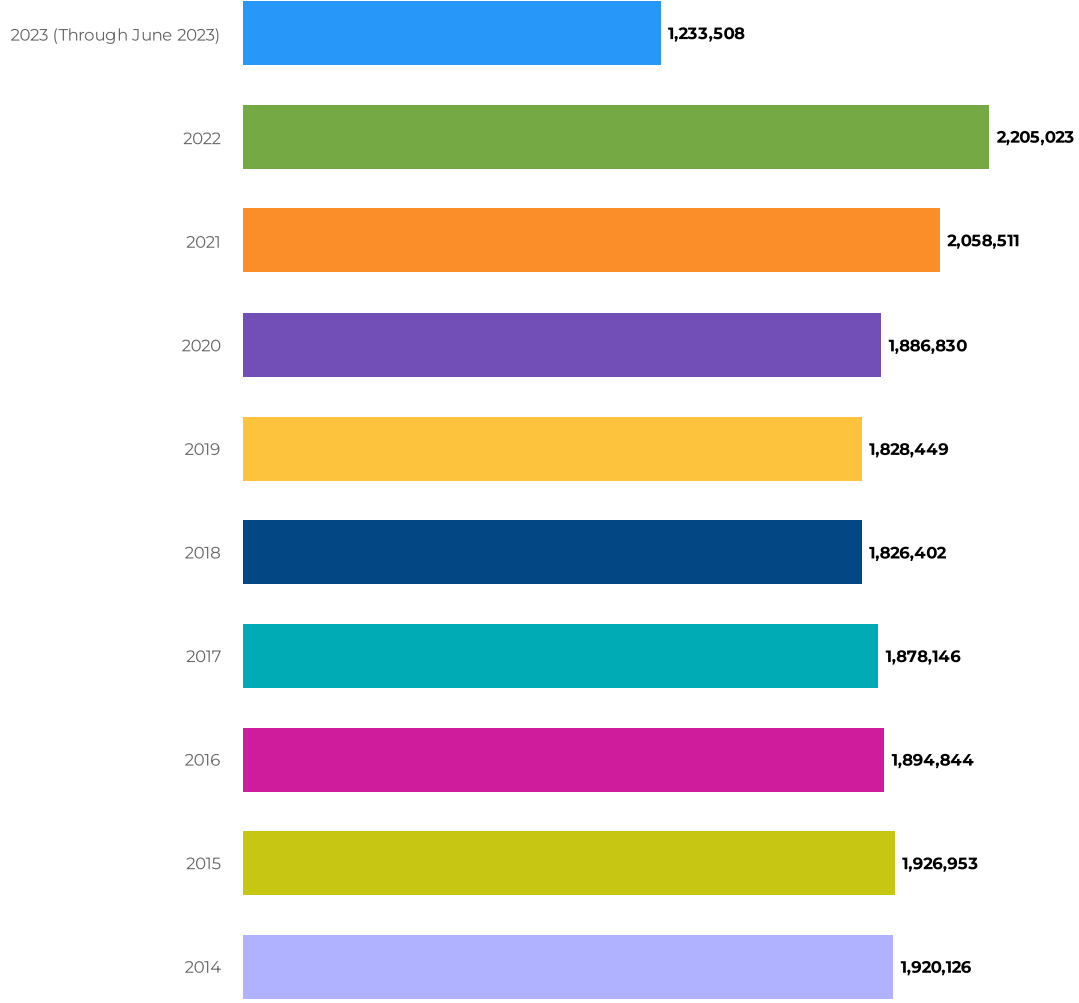
MILL LEVY BY TAXING UNIT

UNIT OF GOVERNMENT	2014	2015	2016	2017	2018	2019	2020	2021	2022
City of Winfield	54.393	53.722	53.539	53.287	54.241	54.246	54.680	54.693	54.428
Cowley County	43.285	43.186	43.568	43.449	45.063	45.058	47.084	48.626	45.557
U.S.D. #465	61.110	50.911	51.018	51.193	51.193	50.981	51.053	49.538	47.777
State of Kansas	1.500	1.500	1.500	1.500	1.500	1.500	1.500	1.500	1.500
Cowley College	19.020	18.790	18.195	18.998	20.302	20.313	21.072	20.399	19.543
TOTAL MILL LEVIES	179.308	168.109	167.820	168.427	172.299	172.098	175.389	174.756	168.805

2022 Levies



One Cent Sales Tax Collections



Values

**CITY OF WINFIELD, KANSAS
FIVE YEAR CAPITAL IMPROVEMENT BUDGET
2023 Activity - Estimated Expenditures**

Description	Total Project \$\$	12-31-2022 Ending Cash Balance	2023 Estimated Transfer Income	2023 Estimated Sales Tax income	2023 Estimated Expenses	Estimated Cash Dec-23	2024 Sales Tax Allocation	2025 Sales Tax Allocation	2026 Sales Tax Allocation	2027 Sales Tax Allocation	2028 Sales Tax Allocation
2009 KLINK	\$ -	\$ -	\$ -								
2016 KLINK	\$ -	\$ -	\$ -	\$ 4,487	\$ 4,487	\$ -	\$ 4,487	\$ 6,600	\$ 10,057	\$ 10,311	\$ 10,270
2017 KLINK	\$ -	\$ -	\$ -	\$ 6,547	\$ 6,547	\$ -	\$ 6,547	\$ 9,628	\$ 14,672	\$ 15,042	\$ 14,982
12th AVE	\$ -	\$ -	\$ -	\$ 20,964	\$ 20,964	\$ -	\$ 20,964	\$ 30,832	\$ 46,983	\$ 48,167	\$ 47,977
14th BRIDGE	\$ -	\$ -	\$ -	\$ 58,921	\$ 58,921	\$ -	\$ 58,921	\$ 86,657	\$ 132,052	\$ 135,380	\$ 134,844
B & I Project Assistance	\$ -	\$ -	\$ -	\$ 400,000	\$ 400,000	\$ -	\$ 400,000	\$ 400,000	\$ 400,000	\$ 400,000	\$ 400,000
Flood Control	\$ -	\$ -	\$ -	\$ 75,000	\$ 75,000	\$ -	\$ 75,000	\$ 75,000	\$ 75,000	\$ 75,000	\$ 75,000
Fiber Improvements		\$ 195,000	\$ 56,000	\$ -	\$ 170,000	\$ 81,000					
Other Improvements		\$ -				\$ -					
Baden Improvements	\$ 30,000	\$ 30,000		\$ -	\$ 30,000	\$ -					
Trails/Paths	\$ 500,000	\$ 317,697		\$ -	\$ 75,000	\$ 242,697					
Fire EMS Live Burn Training	\$ 50,000	\$ 22,289		\$ 20,000		\$ 42,289					
Fire Improvements				\$ 150,000	\$ 150,000	\$ -					
Water Preservation	\$ -	\$ 8,300	\$ 8,300			\$ 16,600					
Parks Morton Addition	\$ 150,000	\$ 103,795		\$ -	\$ 103,795	\$ -					
Levee		\$ 5,000		\$ 50,000		\$ 55,000					
Industrial Development	\$ 5,000	\$ 5,000			\$ -	\$ 5,000					
Broadway Complex Improvements		\$ 60,000		\$ 25,000		\$ 85,000	\$ 50,000				
Wayfinding Signage		\$ 100,000		\$ -		\$ 100,000					
150th Improvements	\$ 75,000	\$ 125,000		\$ -	\$ 50,000	\$ 75,000					
Aquatic Center Improvements				\$ 100,000	\$ -	\$ 100,000	\$ 100,000	\$ 100,000	\$ 100,000		
Golf Course Improvements	\$ 150,000	\$ 31,878			\$ -	\$ 31,878	\$ 40,000				
Ops Center Improvements	\$ -	\$ 80,000	\$ 10,000		\$ -	\$ 90,000					
Island Park Improvements				\$ 25,000	\$ -	\$ 25,000					
City Hall Improvements	\$ 500,000	\$ 185,120		\$ 100,000	\$ -	\$ 285,120	\$ 100,000	\$ 100,000	\$ 100,000		
Public Improvements	\$ -	\$ 51,539			\$ -	\$ 51,539					
Unallocated		\$ 296,294	\$ 25,000	\$ 64,081	\$ -	\$ 385,375	\$ 266,081	\$ 335,723	\$ 288,564	\$ 506,775	\$ 531,416
Total											
Totals	\$ 1,460,000	\$ 1,616,912	\$ 99,300	\$ 1,100,000	\$ 1,144,714	\$ 1,671,499	\$ 1,122,000	\$ 1,144,440	\$ 1,167,329	\$ 1,190,675	\$ 1,214,489

City of Winfield, Kansas										NO NEW PROJECTS		
General Bond & Interest Cash Projections-Fund 260 2024												
	Prior Year		MVT/RVT		Benefit		Other		Annual	Ending		Annual
	Cash	Property	Trk/PILOT	Interest	District	Transfers	Agency	Annual	Debt	Cash	Year	Revenue
Year	Balance	Taxes	Tax	Income	Coll.	In	Collections	Revenues	Service	Balance		Over(under)
		[a]	[b]		Schedule 1	Schedule 2	Schedule 3		Schedule 4			Expenses
2022	1,230,756	560,913	95,811	5,065	192,030	1,704,366	209,162	2,767,349	2,646,871	1,351,234	2022	120,478
2023	1,351,234	560,913	96,099	5,065	185,707	2,239,838	296,112	3,383,734	3,137,767	1,597,201	2023	245,967
2024	1,597,201	560,913	96,387	1,000	187,316	2,239,324	297,823	3,382,764	3,151,109	1,828,856	2024	231,655
2025	1,828,856	560,913	96,676	1,000	90,046	2,318,350	240,993	3,307,979	2,974,044	2,162,790	2025	333,935
2026	2,162,790	560,913	96,966	1,000	91,907	2,061,714	241,568	3,054,069	2,513,929	2,702,930	2026	540,140
2027	2,702,930	560,913	97,257	1,000	76,446	2,074,200	246,818	3,056,635	2,494,031	3,265,534	2027	562,604
2028	3,265,534	560,913	97,549	1,000	75,284	2,070,212	241,530	3,046,489	2,489,836	3,822,187	2028	556,653
2029	3,822,187	560,913	97,842	1,000	62,862	2,063,022	246,177	3,031,816	2,493,568	4,360,435	2029	538,248
2030	4,360,435	560,913	98,135	1,000	61,819	1,964,548	240,331	2,926,747	2,407,435	4,879,747	2030	519,313
2031	4,879,747	560,913	98,430	1,000	60,839	2,047,046	104,350	2,872,578	1,834,083	5,918,242	2031	1,038,495
2032	5,918,242	560,913	98,725	1,000	62,846	2,047,449	101,800	2,872,733	1,833,493	6,957,483	2032	1,039,241
2033	6,957,483	560,913	99,021	1,000	61,796	2,044,544	-	2,767,274	1,831,518	7,893,240	2033	935,757
2034	7,893,240	560,913	99,318	1,000	63,583	2,039,925	-	2,764,739	1,830,401	8,827,578	2034	934,338
2035	8,827,578	560,913	99,616	1,000	15,266	1,980,057	-	2,656,853	1,699,174	9,785,257	2035	957,679
2036	9,785,257	560,913	99,915	1,000	-	1,951,873	-	2,613,701	1,657,873	10,741,085	2036	955,828
2037	10,741,085	560,913	100,215	1,000	-	1,947,656	-	2,609,784	1,650,656	11,700,213	2037	959,128
2038	11,700,213	560,913	100,515	1,000	-	1,794,905	-	2,457,334	1,394,905	12,762,642	2038	1,062,429
2039	12,762,642	560,913	100,817	1,000	-	1,284,515	-	1,947,245	884,515	13,825,372	2039	1,062,730
2040	13,825,372	560,913	101,119	1,000	-	1,277,663	-	1,940,695	877,662	14,888,406	2040	1,063,034
2041	14,888,406	560,913	101,423	1,000	-	1,075,148	-	1,738,483	675,148	15,951,742	2041	1,063,336
2042	15,951,742	560,913	101,727	1,000	-	1,080,200	-	1,743,840	680,200	17,015,382	2042	1,063,640
2043	17,015,382	560,913	102,032	1,000	-	664,125	-	1,328,070	264,125	18,079,327	2043	1,063,945
2044	18,079,327	560,913	102,338	1,000	-	666,625	-	1,330,877	266,625	19,143,579	2044	1,064,252
2045	19,143,579	560,913	102,645	1,000	-	667,800	-	1,332,359	263,900	20,212,037	2045	1,068,459
Totals		13,461,919	2,380,579	32,131	1,287,747	41,305,105	2,466,664	60,934,145	41,952,864			

Notes:
[a] assumes -0- growth, and 2% delinquency factor. Net of Neighborhood revitalization refunds.
[b] assume a 0.3% growth annually in the MBT/RVT/Trk/PILOT Tax

Winfield

2024

Allocation of MV, RV, 16/20M, Commercial Vehicle, and Watercraft Tax Estimates

Budgeted Fund for 2023	Ad Valorem Levy Tax Year 2022	Allocation for Year 2024				
		MVT	RVT	16/20M Veh	Comm Veh	Watercraft
General	3,122,943	365,099	4,982	1,663	3,947	0
Debt Service	590,451	69,029	942	314	746	0
Library	495,259	57,900	790	264	626	0
Special Liability	131,671	15,394	210	70	166	0
Industrial Development	10,134	1,185	16	5	13	0
TOTAL	4,350,458	508,607	6,940	2,316	5,498	0

County Treas Motor Vehicle Estimate	<u>508,607</u>					
County Treas Recreational Vehicle Estimate		<u>6,940</u>				
County Treas 16/20M Vehicle Estimate			<u>2,316</u>			
County Treas Commercial Vehicle Tax Estimate				<u>5,498</u>		
County Treas Watercraft Tax Estimate					<u>0</u>	
Motor Vehicle Factor	<u>0.11691</u>					
Recreational Vehicle Factor		<u>0.00160</u>				
16/20M Vehicle Factor			<u>0.00053</u>			
Commercial Vehicle Factor				<u>0.00126</u>		
Watercraft Factor					<u>0.00000</u>	

Winfield

2024

Schedule of Transfers

Expenditure Fund Transferred From:	Receipt Fund Transferred To:	Actual Amount for 2022	Current Amount for 2023	Proposed Amount for 2024	Transfers Authorized by Statute
Electric Fund	General	2,002,624	1,875,000	1,865,000	12-825d
Transmission	General	75,000	75,000	85,000	12-825d
Gas	General	333,717	400,000	350,000	12-825d
Water	General	166,988	150,000	150,000	12-825d
Refuse	General	88,220	166,250	100,000	12-825d
Wastewater	General	150,000	150,000	150,000	12-825d
CIP	General	75,000	75,000	75,000	Resolution
General	Water Preservation	10,955	8,400	8,400	Resolution
General	Bond and Interest	7,180	69,503	71,520	12-825d
General	Sr. Citizen Center	3,500	10,000	5,000	Resolution
General	Special Highway	350,000	350,000	350,000	12-1, 119
General	CIP	25,000	25,000	25,000	12-1, 119
Special Highway	Bond and Interest	62,720	66,820	65,820	12-825d
PSC-Other CIP	Bond and Interest	298,968	298,968	297,768	12-825d
CIP	Bond and Interest	490,919	490,919	490,919	Resolution
Transmission	Bond and Interest	199,939	573,760	580,782	12-825d
Electric	Golf Course	81,316	100,000	100,000	12-825d
Electric	Depreciation Reserve	77,030	350,000	350,000	12-825d
Gas	Golf Course	115,000	125,000	125,000	12-825d
Gas	Bond and Interest	-	77,280	74,014	12-825d
Operations Services	CIP	10,000	25,000	25,000	Resolution
Water	Bond and Interest	556,976	552,312	543,044	12-825d
Water	Water Preservation	41,012	37,042	37,042	12-825d
Refuse	Bond and Interest	25,475	24,675	23,875	12-825d
Wastewater	Bond and Interest	45,953	90,120	88,348	12-825d
Wastewater	Equip Reserve	50,000	65,000	50,000	12-825d
Wastewater	Special Liability	1,979	-	-	12-825d
Wastewater	Golf Course	16,500	100,000	100,000	12-825d
Water Preservation	CIP	8,300	8,300	8,300	Resolution
Stormwater	Bond and Interest	13,000	-	-	12-825d
Management Svc.	Bond and Interest	3,236	3,236	3,236	12-825d
Bond and Interest	Strother Field Project	1,264,453	-	-	12-6a16
Bond and Interest	Meyer Hall Project	568,669	-	-	12-6a16
Bond and Interest	Advanced Metering Infr	1,932,871	-	-	12-6a16
Bond and Interest	Stonebrook Streets	25,200	-	-	12-6a16
PSC-Other CIP	Pub. Safety Fac. Project	2,774,261	-	-	12-6a16
Baden Center Build Impr	CIP	25,904	-	-	12-6a16
Special Highway	2021 CCLIP	349,447	-	-	12-6a16
Special Highway	Pike Road Improvements	80,137	-	-	12-6a16
Special Highway	Ped. Access Expansion	22,954	-	-	12-6a16
Totals		12,430,403	6,342,585	6,198,068	
Adjustments					
Adjusted Totals		12,430,403	6,342,585	6,198,068	

*Note: Adjustments are required only if the transfer is being made in 2023 and/or 2024 from a non-budgeted fund.

STATEMENT OF INDEBTEDNESS

Type of Debt	Date of Issue	Date of Retirement	Interest Rate %	Amount Issued	Beginning Amount Outstanding Jan 1, 2023	Date Due		Amount Due 2023		Amount Due 2024	
						Interest	Principal	Interest	Principal	Interest	Principal
General Obligation:											
Series 2015 A	10/27/2015	9/1/2030	3.0-4.0%	10,740,000	4,760,000	3/1 & 9/1	9/1	158,250	790,000	134,550	820,000
Series 2015 B	10/27/2015	9/1/2025	1.0-3.0%	760,000	250,000	3/1 & 9/1	9/1	7,500	80,000	5,100	85,000
Series 2018A	10/10/2018	9/1/2038	3.0-4.0%	4,660,000	4,660,000	3/1 & 9/1	9/1	159,325		159,325	
Series 2019A	8/1/2019	12/31/2044	2.2-4.0%	9,450,000	7,330,000	3/1 & 9/1	3/1	207,988	640,000	181,988	660,000
Series 2020A	10/15/2020	9/1/2030	1.06-2.06%	1,525,000	1,235,000	3/1 & 9/1	9/1	20,564	145,000	18,736	150,000
Series 2020B	12/30/2020	9/1/2040	1.0-2.0%	4,155,000	3,760,000	3/1 & 9/1	9/1	58,100	190,000	54,300	200,000
Series 2022A	9/8/2022	9/1/2042	3.0-4.0%	9,085,000	9,085,000	3/1 & 9/1	9/1	306,041	375,000	297,110	385,000
Total G.O. Bonds					31,080,000			917,767	2,220,000	851,109	2,300,000
Revenue Bonds:											
Total Revenue Bonds					0			0	0	0	0
Other:											
City Utility Low-Interest Loan	3/23/2021	1/1/2031	0.25-2.68%	8,514,795	7,246,967	1/1 & 7/1	1/1 & 7/1	82,646	2,349,675	126,955	644,996
Total Other					7,246,967			82,646	2,349,675	126,955	644,996
Total Indebtedness					38,326,967			1,000,413	4,569,675	978,064	2,944,996

**WORKSHEET FOR STATE GRANT-IN-AID TO PUBLIC LIBRARIES AND
REGIONAL LIBRARY SYSTEMS**

Budgeted Year: 2024

Library found in: Winfield
Cowley

As provided in KSA 79-2553 *et seq.*, two tests are used to determine eligibility for State Library Grant. If the grant is approved, then the municipality's library will be paid the grant on February 15 of each year.

First test:

	Current Year	Proposed Year
	<u>2023</u>	<u>2024</u>
Ad Valorem	\$495,259	\$532,404
Delinquent Tax	\$0	\$0
Motor Vehicle Tax	\$65,268	\$57,900
Recreational Vehicle Tax	\$955	\$790
16/20M Vehicle Tax	\$248	\$264
LAVTR	\$0	\$0
	<u>\$0</u>	<u>\$0</u>
TOTAL TAXES	\$561,730	\$591,358
Difference in Total Taxes:	\$29,628	
Qualify for grant:	Qualify	

Second test:

Assessed Valuation	\$79,933,760	\$93,290,618
Did Assessed Valuation Decrease?	No	
Levy Rate	6.196	5.707
Difference in Levy Rate:	(0.489)	
Qualify for grant:	Not Qualify	

Overall does the municipality qualify for a grant? **Qualify**

If the municipality would not have qualified for a grant, please see the below narrative for assistance from the State Library.

Winfield

FUND PAGE - GENERAL

Adopted Budget General	Prior Year Actual for 2022	Current Year Estimate for 2023	Proposed Budget Year for 2024
Resources Available:	10,845,856	11,227,768	8,251,701
Expenditures:			
Municipal Court	71,836	71,130	74,482
Public Improvements	300,381	394,262	327,394
Police	2,787,201	2,919,466	3,070,793
Fire	3,047,284	2,826,234	3,010,665
EMS	341,567	352,638	358,105
City Lake	441,006	394,668	430,253
Parks	737,180	686,748	707,003
Cemeteries	199,994	253,847	219,468
Aquatic Center	218,910	242,378	229,267
Broadway Complex	201,253	304,078	198,019
Parking Control	740	936	977
General Admin	538,209	664,529	870,899
Baden	228,695	226,265	240,525
0	0	0	0
0	0	0	0
0	0	0	0
Subtotal detail (Should agree with detail)	9,114,256	9,337,179	9,737,850
Lease Purchase - 2019 Ambulance	44,526	44,526	44,526
Lease Purchase - 2021 Ambulance	43,339	43,339	43,339
Transfer to Water Preservation	10,955	8,400	8,400
Transfer to Bond and Interest	7,180	69,503	71,520
Transfer to Senior Citizen Center	3,500	10,000	5,000
Transfer to Special Street	350,000	350,000	350,000
Transfer to Capital Improvement	25,000	25,000	25,000
			49,284
Cash Forward (2024 column)			1,325,000
Miscellaneous			
Does miscellaneous exceed 10% Total Exp			
Total Expenditures	9,598,756	9,887,947	11,659,919
Unencumbered Cash Balance Dec 31	1,247,100	1,339,821	xxxxxxxxxxxxxxxxxxxx
2022/2023/2024 Budget Authority Amount:	10,507,530	11,154,748	11,659,919
		Non-Appropriated Balance	
		Total Expenditure/Non-Appr Balance	11,659,919
		Tax Required	3,408,218
Delinquent Comp Rate:	1.4%		48,397
Amount of 2023 Ad Valorem Tax			3,456,615

CPA Summary

Winfield

2024

Adopted Budget General Fund - Detail Page 1	Prior Year Actual for 2022	Current Year Estimate for 2023	Proposed Budget Year for 2024
Expenditures:			
Municipal Court			
Salaries	70,933	66,805	70,157
Contractual	903	3,950	3,975
Commodities	0	350	350
Capital Outlay	0		
Internal Support	0	25	0
Total	71,836	71,130	74,482
Public Improvements			
Salaries	248,510	318,070	251,152
Contractual	38,556	66,500	66,500
Commodities	11,112	7,181	7,316
Capital Outlay	347	0	0
Internal Support	1,856	2,511	2,426
Total	300,381	394,262	327,394
Police			
Salaries	2,224,934	2,176,957	2,290,240
Contractual	115,298	128,187	148,287
Commodities	194,318	239,523	260,794
Capital Outlay	77,255	178,800	181,800
Internal Support	175,396	195,999	189,672
Total	2,787,201	2,919,466	3,070,793
Fire			
Salaries	2,647,590	2,312,499	2,565,256
Contractual	77,976	95,058	99,858
Commodities	134,005	133,467	157,218
Capital Outlay	62,905	152,000	60,000
Internal Support	124,808	133,210	128,333
Total	3,047,284	2,826,234	3,010,665
EMS			
Salaries			
Contractual	16,118	157,500	162,700
Commodities	98,152	113,106	115,405
Capital Outlay	169,107	25,000	25,000
Internal Support	58,190	57,032	55,000
Total	341,567	352,638	358,105
City Lake			
Salaries	235,358	198,275	212,328
Contractual	78,602	50,850	78,550
Commodities	96,751	86,134	88,158
Capital Outlay	17,165	42,000	34,400
Internal Support	13,130	17,409	16,817
Total	441,006	394,668	430,253
Parks			
Salaries	386,637	385,588	412,660
Contractual	181,811	118,880	128,980
Commodities	97,909	115,130	117,967
Capital Outlay	54,117	45,000	26,000
Internal Support	16,706	22,150	21,396
Total	737,180	686,748	707,003
Cemeteries			
Salaries	132,656	160,515	153,235
Contractual	14,778	15,778	15,778
Commodities	21,179	37,093	34,214
Capital Outlay	26,508	34,000	10,000
Internal Support	4,873	6,461	6,241
Total	199,994	253,847	219,468
Page 1 - Total	7,926,449	7,898,993	8,198,163

Winfield

2024

Adopted Budget General Fund - Detail Page 2	Prior Year Actual for 2022	Current Year Estimate for 2023	Proposed Budget Year for 2024
Expenditures:			
Aquatic Center			
Salaries	109,562	104,338	118,542
Contractual	48,582	47,600	50,900
Commodities	60,766	40,440	59,825
Capital Outlay	0	50,000	0
Internal Support	0		
Total	218,910	242,378	229,267
Broadway Complex			
Salaries	51,282	64,267	61,700
Contractual	115,975	80,300	81,800
Commodities	33,996	42,050	52,142
Capital Outlay		115,000	0
Internal Support		2,461	2,377
Total	201,253	304,078	198,019
Parking Control			
Salaries	0		
Contractual	0	200	200
Commodities	740	736	777
Capital Outlay	0		
Internal Support	0		
Total	740	936	977
General Admin			
Salaries			
Contractual	430,256	554,604	765,091
Commodities			
Capital Outlay	0	0	0
Internal Support	107,953	109,925	105,808
Total	538,209	664,529	870,899
Baden			
Salaries	36,773	35,684	36,525
Contractual	174,253	159,969	167,969
Commodities	17,297	30,118	35,554
Capital Outlay	0	0	0
Internal Support	372	494	477
Total	228,695	226,265	240,525
Salaries			
Contractual			
Commodities			
Capital Outlay			
Total	0	0	0
Salaries			
Contractual			
Commodities			
Capital Outlay			
Total	0	0	0
Salaries			
Contractual			
Commodities			
Capital Outlay			
Total	0	0	0
Page 2 -Total	1,187,807	1,438,186	1,539,687
Page 1 -Total	7,926,449	7,898,993	8,198,163
Grand Total	9,114,256	9,337,179	9,737,850

(Note: Should agree with general sub-totals.)

Winfield

2024

FUND PAGE FOR FUNDS WITH A TAX LEVY

Adopted Budget	Prior Year Actual for 2022	Current Year Estimate for 2023	Proposed Budget Year for 2024
Debt Service			
Unencumbered Cash Balance Jan 1	1,230,756	1,351,234	1,581,569
Receipts:			
Ad Valorem Tax	574,778	590,451	xxxxxxxxxxxxxxxxxxx
Delinquent Tax	696		300
Motor Vehicle Tax	73,878	79,103	69,029
Recreational Vehicle Tax	1,014	1,157	942
16/20M Vehicle Tax	277	301	314
Commercial Vehicle Tax	799	917	746
Watercraft Tax			0
Redemption	18,365		8,000
Payment in Lieu	782		
Special Assessments	192,030	185,707	187,316
Transfers In from General	7,180	69,503	71,520
Transfers In from Special Highway	62,720	66,820	65,820
Transfers In from PBC-Other CIP	298,968	298,968	297,768
Transfers In from CIP	490,919	490,919	490,919
Transfers In from Transmission	199,939	573,760	580,782
Transfers In from Gas	0	77,280	74,014
Transfers In from Water	556,976	552,312	543,044
Transfers In from Refuse	25,475	24,675	23,875
Transfers In from Wastewater	45,953	90,120	88,348
Transfers In from Stormwater	13,000	0	0
Transfers In from Management Svs	3,236	3,236	3,236
Bond Proceeds	3,789,974	0	0
Interest on Idle Funds	5,065	5,000	5,000
Neighborhood Revitalization Rebate	(13,864)	-10,093	-8,052
Miscellaneous	209,163	299,584	297,823
Does miscellaneous exceed 10% Total Rec			
Total Receipts	6,557,323	3,399,720	2,800,744
Resources Available:	7,788,079	4,750,954	4,382,313
Expenditures:			
Debt Principal	1,950,000	2,215,000	2,300,000
Debt Interest	670,471	954,385	851,109
Debt Issuance Costs	25,181	0	0
Transfers to Strother Field	1,264,453		
Transfer to Mever Hall	568,669		
Transfer to AMI	1,932,871		
Transfer to Stonebrook Streets	25,200		
Cash Basis Reserve (2024 column)			1,787,567
Miscellaneous			
Does miscellaneous exceed 10% Total Exp			
Total Expenditures	6,436,845	3,169,385	4,938,676
Unencumbered Cash Balance Dec 31	1,351,234	1,581,569	xxxxxxxxxxxxxxxxxxx
2022/2023/2024 Budget Authority Amount:	7,270,604	4,739,385	4,938,676
		Non-Appropriated Balance	
		Total Expenditure/Non-Appr Balance	4,938,676
		Tax Required	556,363
		Delinquent Comp Rate: 1.4%	7,900
		Amount of 2023 Ad Valorem Tax	564,263

Adopted Budget	Prior Year Actual for 2022	Current Year Estimate for 2023	Proposed Budget Year for 2024
Library			
Unencumbered Cash Balance Jan 1	2	0	0
Receipts:			
Ad Valorem Tax	474,336	495,259	xxxxxxxxxxxxxxxxxxx
Delinquent Tax	548	0	
Motor Vehicle Tax	65,100	65,268	57,900
Recreational Vehicle Tax	894	955	790
16/20M Vehicle Tax	228	248	264
Commercial Vehicle Tax	704	757	626
Watercraft Tax			0
Redemption Tax	15,673	13,000	13,000
Payment in Lieu	645		
Interest on Idle Funds	0	0	0
Neighborhood Revitalization Rebate	(11,440)	(8,601)	-7,530
Miscellaneous			
Does miscellaneous exceed 10% Total Rec			
Total Receipts	546,688	566,886	65,050
Resources Available:	546,690	566,886	65,050
Expenditures:			
Distribution to Library	546,690	566,886	590,000
Miscellaneous			
Does miscellaneous exceed 10% Total Exp			
Total Expenditures	546,690	566,886	590,000
Unencumbered Cash Balance Dec 31	0	0	xxxxxxxxxxxxxxxxxxx
2022/2023/2024 Budget Authority Amount:	565,164	573,000	590,000
		Non-Appropriated Balance	
		Total Expenditure/Non-Appr Balance	590,000
		Tax Required	524,950
		Delinquent Comp Rate: 1.4%	7,454
		Amount of 2023 Ad Valorem Tax	532,404

CPA Summary

Winfield

2024

FUND PAGE FOR FUNDS WITH A TAX LEVY

Adopted Budget Special Liability	Prior Year Actual for 2022	Current Year Estimate for 2023	Proposed Budget Year for 2024
Unencumbered Cash Balance Jan 1	4	0	0
Receipts:			
Ad Valorem Tax	126,479	131,671	xxxxxxxxxxxxxxxxxxxxxxxxxxxx
Delinquent Tax	147	0	
Motor Vehicle Tax	16,208	17,406	15,394
Recreational Vehicle Tax	223	255	210
16/20M Vehicle Tax	55	66	70
Commercial Vehicle Tax	175	202	166
Watercraft Tax			0
Redemption Tax	3,917		2,000
Payment in Lieu	192		100
Transfer In from Wastewater	1,979		
Interest on Idle Funds			100
Neighborhood Revitalization Rebate	(3,051)	(2,256)	-2,453
Miscellaneous			
Does miscellaneous exceed 10% Total Rec			
Total Receipts	146,324	147,344	15,587
Resources Available:	146,328	147,344	15,587
Expenditures:			
Commodities	146,328	147,344	186,602
Cash Forward (2024 column)			
Miscellaneous			
Does miscellaneous exceed 10% Total Exp			
Total Expenditures	146,328	147,344	186,602
Unencumbered Cash Balance Dec 31	0	0	xxxxxxxxxxxxxxxxxxxxxxxxxxxx
2022/2023/2024 Budget Authority Amount:	154,992	150,000	186,602
		Non-Appropriated Balance	
		Total Expenditure/Non-Appr Balance	186,602
		Tax Required	171,015
		Delinquent Comp Rate: 1.4%	2,428
		Amount of 2023 Ad Valorem Tax	173,443

Adopted Budget Industrial Development	Prior Year Actual for 2022	Current Year Estimate for 2023	Proposed Budget Year for 2024
Unencumbered Cash Balance Jan 1	7,732	10,176	6,427
Receipts:			
Ad Valorem Tax	11,092	10,134	xxxxxxxxxxxxxxxxxxxxxxxxxxxx
Delinquent Tax	13	0	
Motor Vehicle Tax		1,525	1,185
Recreational Vehicle Tax		22	16
16/20M Vehicle Tax		6	5
Commercial Vehicle Tax		18	13
Watercraft Tax			0
Redemption Tax	48		
Payment in Lieu	15		
Use of money and property	1,406	1,720	1,720
Interest on Idle Funds	53		
Neighborhood Revitalization Rebate	(268)	(290)	-109
Miscellaneous			
Does miscellaneous exceed 10% Total Rec			
Total Receipts	12,359	13,135	2,830
Resources Available:	20,091	23,311	9,257
Expenditures:			
Contractual	9,915	534	1,374
Other Expenditures		16,350	15,510
Cash Forward (2024 column)			
Miscellaneous			
Does miscellaneous exceed 10% Total Exp			
Total Expenditures	9,915	16,884	16,884
Unencumbered Cash Balance Dec 31	10,176	6,427	xxxxxxxxxxxxxxxxxxxxxxxxxxxx
2022/2023/2024 Budget Authority Amount:	16,884	16,884	16,884
		Non-Appropriated Balance	
		Total Expenditure/Non-Appr Balance	16,884
		Tax Required	7,627
		Delinquent Comp Rate: 1.4%	108
		Amount of 2023 Ad Valorem Tax	7,735

CPA Summary

Winfield

2024

FUND PAGE FOR FUNDS WITH NO TAX LEVY

Adopted Budget Special Highway	Prior Year Actual for 2022	Current Year Estimate for 2023	Proposed Budget Year for 2024
Unencumbered Cash Balance Jan 1	1,743,075	2,153,317	2,283,295
Receipts:			
State of Kansas Gas Tax	419,363	325,570	323,150
County Transfers Gas	51,340	49,130	48,760
Street Sales Tax	882,009	800,000	920,000
Federal Exchange	149,642	126,000	150,000
Transfer In from General	350,000	350,000	350,000
Interest on Idle Funds	8,126	0	0
Miscellaneous	63,604	5,530	5,530
Does miscellaneous exceed 10% Total Rec			
Total Receipts	1,924,084	1,656,230	1,797,440
Resources Available:	3,667,159	3,809,547	4,080,735
Expenditures:			
Personnel	346,493	339,330	357,768
Contractual	58,161	75,530	71,630
Commodities	118,987	154,005	164,930
Capital Outlay	354,188	758,500	780,000
Internal Support	120,755	132,067	127,621
Transfers to Debt Service	62,720	66,820	65,820
Transfer to 2021 CCLIP	349,447		
Transfer to Pike Road Impr	80,137		
Transfer to Ped. Access Expansion	22,954		
Cash Forward (2024 column)			2,512,966
Miscellaneous			
Does miscellaneous exceed 10% Total Exp			
Total Expenditures	1,513,842	1,526,252	4,080,735
Unencumbered Cash Balance Dec 31	2,153,317	2,283,295	0
2022/2023/2024 Budget Authority Amount:	3,480,863	3,480,885	4,080,735

Adopted Budget

	Prior Year Actual for 2022	Current Year Estimate for 2023	Proposed Budget Year for 2024
Flood Control			
Unencumbered Cash Balance Jan 1	28,343	25,458	11,558
Receipts:			
Interest on Idle Funds	104	350	350
Miscellaneous			
Does miscellaneous exceed 10% Total Rec			
Total Receipts	104	350	350
Resources Available:	28,447	25,808	11,908
Expenditures:			
Personnel		4,000	0
Contractual		5,250	5,250
Commodities	2,989	5,000	5,000
Cash Forward (2024 column)			1,658
Miscellaneous			
Does miscellaneous exceed 10% Total Exp			
Total Expenditures	2,989	14,250	11,908
Unencumbered Cash Balance Dec 31	25,458	11,558	0
2022/2023/2024 Budget Authority Amount:	17,199	16,793	11,908

CPA Summary

Winfield

2024

FUND PAGE FOR FUNDS WITH NO TAX LEVY

Adopted Budget Quail Ridge Golf Course	Prior Year Actual for 2022	Current Year Estimate for 2023	Proposed Budget Year for 2024
Unencumbered Cash Balance Jan 1	27,847	0	0
Receipts:			
Charges for Services	434,578	414,750	422,250
Sales of Property	0	0	0
Transfers In from Electric	81,316	100,000	100,000
Transfers In from Gas	115,000	125,000	125,000
Transfers In from Wastewater	16,500	100,000	100,000
Interest on Idle Funds	193		
Miscellaneous	12,602	675	1,175
Does miscellaneous exceed 10% Total Rec			
Total Receipts	660,189	740,425	748,425
Resources Available:	688,036	740,425	748,425
Expenditures:			
Personnel	342,225	345,407	359,284
Contractual	102,372	124,317	119,876
Commodities	200,437	209,405	214,993
Capital Outlay	6,122	12,223	0
Internal Support	34,939	47,105	33,995
Cash Forward (2024 column)			18,327
Miscellaneous	1,941	1,968	1,950
Does miscellaneous exceed 10% Total Exp			
Total Expenditures	688,036	740,425	748,425
Unencumbered Cash Balance Dec 31	0	0	0
2022/2023/2024 Budget Authority Amount:	731,019	740,907	748,425

Adopted Budget

Special Parks and Rec	Prior Year Actual for 2022	Current Year Estimate for 2023	Proposed Budget Year for 2024
Unencumbered Cash Balance Jan 1	142,504	165,450	82,228
Receipts:			
Local Alcoholic Liquor	31,910	27,582	32,486
Rent	17,197	17,396	18,244
Interest on Idle Funds	656		
Miscellaneous	700	1,800	1,800
Does miscellaneous exceed 10% Total Rec			
Total Receipts	50,463	46,778	52,530
Resources Available:	192,967	212,228	134,758
Expenditures:			
Contractual	0	120,000	0
Commodities	17,496	10,000	10,000
Capital Outlay	10,021		60,000
Cash Forward (2024 column)			64,758
Miscellaneous			
Does miscellaneous exceed 10% Total Exp			
Total Expenditures	27,517	130,000	134,758
Unencumbered Cash Balance Dec 31	165,450	82,228	0
2022/2023/2024 Budget Authority Amount:	115,804	215,478	134,758

CPA Summary

Winfield

2024

FUND PAGE FOR FUNDS WITH NO TAX LEVY

Adopted Budget Special Alcohol/Drug Program	Prior Year Actual for 2022	Current Year Estimate for 2023	Proposed Budget Year for 2024
Unencumbered Cash Balance Jan 1	24,315	31,816	36,800
Receipts:			
Local Alcoholic Liquor	31,910	27,582	32,486
Interest on Idle Funds	116		
Miscellaneous	1,400	2,050	2,050
Does miscellaneous exceed 10% Total Rec			
Total Receipts	33,426	29,632	34,536
Resources Available:	57,741	61,448	71,336
Expenditures:			
Personnel Services	25,925	24,548	25,706
Commodities		100	100
Cash Forward (2024 column)			45,530
Miscellaneous			
Does miscellaneous exceed 10% Total Exp			
Total Expenditures	25,925	24,648	71,336
Unencumbered Cash Balance Dec 31	31,816	36,800	0
2022/2023/2024 Budget Authority Amount:	46,983	55,349	71,336

Adopted Budget

Adopted Budget Law Enforcement Trust	Prior Year Actual for 2022	Current Year Estimate for 2023	Proposed Budget Year for 2024
Unencumbered Cash Balance Jan 1	41,106	41,273	29,873
Receipts:			
Interest on Idle Funds	167	600	600
Miscellaneous			
Does miscellaneous exceed 10% Total Rec			
Total Receipts	167	600	600
Resources Available:	41,273	41,873	30,473
Expenditures:			
Contractual	0	2,000	2,000
Other Expenditures	0	10,000	10,000
Cash Forward (2024 column)			18,473
Miscellaneous			
Does miscellaneous exceed 10% Total Exp			
Total Expenditures	0	12,000	30,473
Unencumbered Cash Balance Dec 31	41,273	29,873	0
2022/2023/2024 Budget Authority Amount:	28,424	30,306	30,473

CPA Summary

--

Winfield

2024

FUND PAGE FOR FUNDS WITH NO TAX LEVY

Adopted Budget	Prior Year	Current Year	Proposed Budget
Water Preservation	Actual for 2022	Estimate for 2023	Year for 2024
Unencumbered Cash Balance Jan 1	282,327	319,396	325,538
Receipts:			
Transfers In from General	10,955	8,400	8,400
Transfers In from Water	41,013	37,042	40,000
Interest on Idle Funds	1,274	1,000	1,000
Miscellaneous			
Does miscellaneous exceed 10% Total Rec			
Total Receipts	53,242	46,442	49,400
Resources Available:	335,569	365,838	374,938
Expenditures:			
Contractual	7,873	32,000	32,000
Transfers to Capital Impr	8,300	8,300	8,300
Cash Forward (2024 column)			334,638
Miscellaneous			
Does miscellaneous exceed 10% Total Exp			
Total Expenditures	16,173	40,300	374,938
Unencumbered Cash Balance Dec 31	319,396	325,538	0
2022/2023/2024 Budget Authority Amount:	310,981	343,507	374,938

Adopted Budget

	Prior Year	Current Year	Proposed Budget
Senior Citizens Center	Actual for 2022	Estimate for 2023	Year for 2024
Unencumbered Cash Balance Jan 1	17,331	18,441	18,676
Receipts:			
Intergovernmental	3,000	4,000	4,000
Rent	3,328	1,575	1,575
Transfers In from General	3,500	10,000	5,000
Interest on Idle Funds	74		
Miscellaneous			
Does miscellaneous exceed 10% Total Rec			
Total Receipts	9,902	15,575	10,575
Resources Available:	27,233	34,016	29,251
Expenditures:			
Contractual	8,792	15,340	10,200
Commodities	0	0	0
Cash Forward (2024 column)			19,051
Miscellaneous			
Does miscellaneous exceed 10% Total Exp			
Total Expenditures	8,792	15,340	29,251
Unencumbered Cash Balance Dec 31	18,441	18,676	0
2022/2023/2024 Budget Authority Amount:	25,408	33,641	29,251

CPA Summary

--

Winfield

2024

FUND PAGE FOR FUNDS WITH NO TAX LEVY

Adopted Budget Convention and Tourism	Prior Year Actual for 2022	Current Year Estimate for 2023	Proposed Budget Year for 2024
Unencumbered Cash Balance Jan 1	91,391	107,877	114,542
Receipts:			
Transient Guest Tax	78,727	75,000	75,000
Interest on Idle Funds	444		
Miscellaneous	1915	500	500
Does miscellaneous exceed 10% Total Rec			
Total Receipts	81,086	75,500	75,500
Resources Available:	172,477	183,377	190,042
Expenditures:			
Contractual	12,198	15,235	15,235
Commodities	79	300	300
Convention & Tourism	51,895	53,300	53,300
Capital Outlay			
Cash Forward (2024 column)			121,207
Miscellaneous	428		
Does miscellaneous exceed 10% Total Exp			
Total Expenditures	64,600	68,835	190,042
Unencumbered Cash Balance Dec 31	107,877	114,542	0
2022/2023/2024 Budget Authority Amount:	137,520	173,556	190,042

Adopted Budget

Cemetery Improvements	Prior Year Actual for 2022	Current Year Estimate for 2023	Proposed Budget Year for 2024
Unencumbered Cash Balance Jan 1	74,363	85,478	64,878
Receipts:			
Charges for Services	11,190	10,200	10,200
Interest on Idle Funds			
Miscellaneous		700	700
Does miscellaneous exceed 10% Total Rec			
Total Receipts	11,190	10,900	10,900
Resources Available:	85,553	96,378	75,778
Expenditures:			
Commodities	75	8,500	8,500
Capital Outlay	0	23,000	15,000
Cash Forward (2024 column)			52,278
Miscellaneous			
Does miscellaneous exceed 10% Total Exp			
Total Expenditures	75	31,500	75,778
Unencumbered Cash Balance Dec 31	85,478	64,878	0
2022/2023/2024 Budget Authority Amount:	42,963	87,663	75,778

CPA Summary

--

Winfield

2024

FUND PAGE FOR FUNDS WITH NO TAX LEVY

Adopted Budget	Prior Year	Current Year	Proposed Budget
Fairgrounds Improvements	Actual for 2022	Estimate for 2023	Year for 2024
Unencumbered Cash Balance Jan 1	224,671	250,169	191,669
Receipts:			
Charges for Services	28,301	16,500	25,000
Interest on Idle Funds	988		
Miscellaneous			1,500
Does miscellaneous exceed 10% Total Rec			
Total Receipts	29,289	16,500	26,500
Resources Available:	253,960	266,669	218,169
Expenditures:			
Capital Outlay	3,576	25,000	25,000
Contingency	215	50,000	50,000
Cash Forward (2024 column)			143,169
Miscellaneous			
Does miscellaneous exceed 10% Total Exp			
Total Expenditures	3,791	75,000	218,169
Unencumbered Cash Balance Dec 31	250,169	191,669	0
2022/2023/2024 Budget Authority Amount:	171,648	182,671	218,169

Adopted Budget

Adopted Budget	Prior Year	Current Year	Proposed Budget
Public Safety/Other CIP	Actual for 2022	Estimate for 2023	Year for 2024
Unencumbered Cash Balance Jan 1	2,065,880	327,141	1,131,934
Receipts:			
Local Sales Tax	1,323,014	1,098,761	1,350,000
Interest on Idle Funds	11,476	5,000	5,000
Miscellaneous			
Does miscellaneous exceed 10% Total Rec			
Total Receipts	1,334,490	1,103,761	1,355,000
Resources Available:	3,400,370	1,430,902	2,486,934
Expenditures:			
Transfers to Debt Service	298,968	298,968	297,768
Transfers to Pub. Safety Fac Project	2,774,261		
Cash Forward (2024 column)			2,189,166
Miscellaneous			
Does miscellaneous exceed 10% Total Exp			
Total Expenditures	3,073,229	298,968	2,486,934
Unencumbered Cash Balance Dec 31	327,141	1,131,934	0
2022/2023/2024 Budget Authority Amount:	3,073,229	3,974,434	2,486,934

CPA Summary

--

Winfield

2024

FUND PAGE FOR FUNDS WITH NO TAX LEVY

Adopted Budget	Prior Year Actual for 2022	Current Year Estimate for 2023	Proposed Budget Year for 2024
Refuse Utility			
Unencumbered Cash Balance Jan 1	450,592	324,210	428,928
Receipts:			
Charges for Services	1,809,172	2,015,000	1,835,000
Sale of Property	702		
Interest on Idle Funds	2,459		
Miscellaneous			
Does miscellaneous exceed 10% Total Rec			
Total Receipts	1,812,333	2,015,000	1,835,000
Resources Available:	2,262,925	2,339,210	2,263,928
Expenditures:			
Personnel	604,285	593,910	620,785
Contractual	416,904	533,075	454,075
Commodities	431,905	169,062	176,478
Capital Outlay	26,690	77,500	47,000
Internal Support	294,055	326,678	313,762
Debt Service	49,835	33,682	168,636
Transfers to General	88,220	150,000	100,000
Transfers to Debt Service	25,475	24,675	23,875
Cash Forward (2024 column)			357,617
Miscellaneous	1,346	1,700	1,700
Does miscellaneous exceed 10% Total Exp			
Total Expenditures	1,938,715	1,910,282	2,263,928
Unencumbered Cash Balance Dec 31	324,210	428,928	0
2022/2023/2024 Budget Authority Amount:	2,556,774	2,465,054	2,263,928

Adopted Budget

Adopted Budget	Prior Year Actual for 2022	Current Year Estimate for 2023	Proposed Budget Year for 2024
Stormwater Utility			
Unencumbered Cash Balance Jan 1	595,835	761,168	845,563
Receipts:			
Charges for Services	297,187	302,500	302,500
Interest on Idle Funds	2,939		
Miscellaneous			
Does miscellaneous exceed 10% Total Rec			
Total Receipts	300,126	302,500	302,500
Resources Available:	895,961	1,063,668	1,148,063
Expenditures:			
Personnel	74,035	70,984	75,929
Contractual	2,615	51,200	51,200
Commodities	24,056	59,850	59,908
Capital Outlay	0	0	0
Internal Support	21,087	36,071	35,393
Transfers to Debt Service	13,000	0	0
Cash Forward (2024 column)			925,633
Miscellaneous			
Does miscellaneous exceed 10% Total Exp			
Total Expenditures	134,793	218,105	1,148,063
Unencumbered Cash Balance Dec 31	761,168	845,563	0
2022/2023/2024 Budget Authority Amount:	797,199	981,058	1,148,063

CPA Summary

--

Winfield

2024

FUND PAGE FOR FUNDS WITH NO TAX LEVY

Adopted Budget	Prior Year Actual for 2022	Current Year Estimate for 2023	Proposed Budget Year for 2024
Management Services			
Unencumbered Cash Balance Jan 1	68	0	0
Receipts:			
Interfund contributions	3,392,192	3,535,172	3,743,164
Charges for services	282,999	108,750	0
Interest on Idle Funds			
Miscellaneous	63,854		
Does miscellaneous exceed 10% Total Rec			
Total Receipts	3,739,045	3,643,922	3,743,164
Resources Available:	3,739,113	3,643,922	3,743,164
Expenditures:			
Personnel Services	2,401,045	2,344,961	2,333,045
Contractual Services	984,179	857,616	942,006
Commodities	151,501	179,330	172,780
Capital Outlay	68,174	80,000	88,000
Internal Support	64,154	70,030	61,647
Transfers to Debt Service	3,236	3,236	3,236
Cash Forward (2024 column)			
Miscellaneous	66,824	108,749	142,450
Does miscellaneous exceed 10% Total Exp			
Total Expenditures	3,739,113	3,643,922	3,743,164
Unencumbered Cash Balance Dec 31	0	0	0
2022/2023/2024 Budget Authority Amount:	3,856,832	3,754,472	3,743,164

Adopted Budget

Adopted Budget	Prior Year Actual for 2022	Current Year Estimate for 2023	Proposed Budget Year for 2024
Operations Services			
Unencumbered Cash Balance Jan 1	19	0	951
Receipts:			
Interfund contributions	580,014	680,107	646,453
Charges for services	50	650	0
Sale of property	4,705	300	0
Interest on Idle Funds			
Miscellaneous			
Does miscellaneous exceed 10% Total Rec			
Total Receipts	584,769	681,057	646,453
Resources Available:	584,788	681,057	647,404
Expenditures:			
Personnel	354,186	394,780	400,755
Contractual	113,910	154,200	136,950
Commodities	32,710	71,000	68,800
Capital Outlay	69,217	28,000	8,000
Internal Support	3,942	5,226	5,048
Transfers to Capital Improvement	10,000	25,000	25,000
Cash Forward (2024 column)			951
Miscellaneous	823	1,900	1,900
Does miscellaneous exceed 10% Total Exp			
Total Expenditures	584,788	680,106	647,404
Unencumbered Cash Balance Dec 31	0	951	0
2022/2023/2024 Budget Authority Amount:	661,022	680,106	647,404

CPA Summary

--

Winfield

NON-BUDGETED FUNDS (A)
(Only the actual budget year for 2022 is reported)

2024

Non-Budgeted Funds-A

(1) Fund Name:		(2) Fund Name:		(3) Fund Name:		(4) Fund Name:		(5) Fund Name:		
Equip. Reserve		Police Building - Barr		Grants/Contributions		Capital Improvements		Electric Deprec.		Total
Unencumbered		Unencumbered		Unencumbered		Unencumbered		Unencumbered		
Cash Balance Jan 1	120,213	Cash Balance Jan 1	556,587	Cash Balance Jan 1	246,995	Cash Balance Jan 1	1,307,937	Cash Balance Jan 1	4,098,056	6,329,788
Receipts:		Receipts:		Receipts:		Receipts:		Receipts:		
Interest	486	Interest	5,764	Intergovernmental	43,650	Sales Tax	1,102,511	Interest	17,366	
		Misc	452,250	Interest	1,066	Interest	6,044	Transfer - Electric	77,030	
				Misc	178,433	Transfer - General	25,000			
						Transfer - Ops Serv	10,000			
						Transfer - Water Pre	8,300			
						Transfer - Baden	25,904			
Total Receipts	486	Total Receipts	458,014	Total Receipts	223,149	Total Receipts	1,177,760	Total Receipts	94,396	1,953,805
Resources Available:	120,699	Resources Available:	1,014,601	Resources Available:	470,144	Resources Available:	2,485,697	Resources Available:	4,192,452	8,283,593
Expenditures:		Expenditures:		Expenditures:		Expenditures:		Expenditures:		
				Public Safety	114,769	Capital Impr	302,863	Personnel	242,450	
				Culture and recreation	63,280	Transfer - General	75,000	Contractual	97,951	
						Transfer - Debt Serv	490,919	Equipment	591,960	
								Miscellaneous	51	
Total Expenditures	0	Total Expenditures	0	Total Expenditures	178,049	Total Expenditures	868,782	Total Expenditures	932,412	1,979,243
Cash Balance Dec 31	120,699	Cash Balance Dec 31	1,014,601	Cash Balance Dec 31	292,095	Cash Balance Dec 31	1,616,915	Cash Balance Dec 31	3,260,041	6,304,351 **
										6,304,351 **

**Note: These two block figures should agree.

CPA Summary

Winfield

NON-BUDGETED FUNDS (B)
(Only the actual budget year for 2022 is reported)

2024

Non-Budgeted Funds-B

(1) Fund Name:		(2) Fund Name:		(3) Fund Name:		(4) Fund Name:		(5) Fund Name:		
Wastewater Deprec.		Risk Reserves		Strother Field		CCLIP		Pub Safety Facility		Total
Unencumbered		Unencumbered		Unencumbered		Unencumbered		Unencumbered		
Cash Balance Jan 1	236,716	Cash Balance Jan 1	1,383,008	Cash Balance Jan 1	0	Cash Balance Jan 1	-345,717	Cash Balance Jan 1	503,354	1,777,362
Receipts:		Receipts:		Receipts:		Receipts:		Receipts:		
Interest	1,109	Charges for service	139,950	Transfer - Debt Serv	1,264,453	Transfer - Seprc Hwy	349,447	Transfer - PSC-Other CI	2,774,261	
Transfer - Wastewater	50,000	other	275,865					Interest	3,259	
		Intergovernmental	98,149							
		Interest	6,219							
Total Receipts	51,109	Total Receipts	520,183	Total Receipts	1,264,453	Total Receipts	349,447	Total Receipts	2,777,520	4,962,712
Resources Available:	287,825	Resources Available:	1,903,191	Resources Available:	1,264,453	Resources Available:	3,730	Resources Available:	3,280,874	6,740,074
Expenditures:		Expenditures:		Expenditures:		Expenditures:		Expenditures:		
		Premium and claims	620,020	Bond Disbursements	1,250,000	Public works	43,335	Public Safety	3,280,459	
				Debt Issuance Costs	14,453					
Total Expenditures	0	Total Expenditures	620,020	Total Expenditures	1,264,453	Total Expenditures	43,335	Total Expenditures	3,280,459	5,208,267
Cash Balance Dec 31	287,825	Cash Balance Dec 31	1,283,171	Cash Balance Dec 31	0	Cash Balance Dec 31	-39,605	Cash Balance Dec 31	415	1,531,806 **
						<u>See Tab B</u>				1,531,806 **

**Note: These two block figures should agree.

CPA Summary

Winfield

NON-BUDGETED FUNDS (C)
(Only the actual budget year for 2022 is reported)

2024

Non-Budgeted Funds-C

(1) Fund Name:		(2) Fund Name:		(3) Fund Name:		(4) Fund Name:		(5) Fund Name:		
Pike Road Improvements		Vaughn Tennis Center		Stonebrook Streets		Ped. Access Expansion		Baden Center Build Impr.		Total
Unencumbered		Unencumbered		Unencumbered		Unencumbered		Unencumbered		
Cash Balance Jan 1	0	Cash Balance Jan 1	93,940	Cash Balance Jan 1	-37,500	Cash Balance Jan 1		Cash Balance Jan 1	27,295	83,735
Receipts:		Receipts:		Receipts:		Receipts:		Receipts:		
Transfer - Spec Hwy	80,138	Interest	381	Transfer - Debt Serv	25,200	Transfer - Spec Hwy	22,954	Interest	105	
				Miscellaneous	12,300					
Total Receipts	80,138	Total Receipts	381	Total Receipts	37,500	Total Receipts	22,954	Total Receipts	105	141,078
Resources Available:	80,138	Resources Available:	94,321	Resources Available:	0	Resources Available:	22,954	Resources Available:	27,400	224,813
Expenditures:		Expenditures:		Expenditures:		Expenditures:		Expenditures:		
Public works	80,138					Public works	22,954	Culture and recreation	1,496	
								Transfer - Cap Impr	25,904	
Total Expenditures	80,138	Total Expenditures	0	Total Expenditures	0	Total Expenditures	22,954	Total Expenditures	27,400	130,492
Cash Balance Dec 31	0	Cash Balance Dec 31	94,321	Cash Balance Dec 31	0	Cash Balance Dec 31	0	Cash Balance Dec 31	0	94,321 **
										94,321 **

**Note: These two block figures should agree.

CPA Summary

Winfield

NON-BUDGETED FUNDS (D)
(Only the actual budget year for 2022 is reported)

2024

Non-Budgeted Funds-D

(1) Fund Name:		(2) Fund Name:		(3) Fund Name:		(4) Fund Name:		(5) Fund Name:		
Meyer Hall Impr.		ARPA		AMI		Natural Gas Loan		Baseball Comp. Maint Res.		Total
Unencumbered		Unencumbered		Unencumbered		Unencumbered		Unencumbered		
Cash Balance Jan 1	-468,280	Cash Balance Jan 1	911,725	Cash Balance Jan 1	1,300,690	Cash Balance Jan 1	1,512,071	Cash Balance Jan 1	18,163	3,274,369
Receipts:		Receipts:		Receipts:		Receipts:		Receipts:		
Transfer - Debt Serv	568,669	Intergovernmental	911,306	Interest	5,814	Charges for Service	1,227,264	Interest	106	
Interest	127	Interest	7,109	Transfer - Debt Serv	1,932,871	Interest	8,872	Contributions	16,000	
				Temp Note	39,830					
Total Receipts	568,796	Total Receipts	918,415	Total Receipts	1,978,514	Total Receipts	1,236,136	Total Receipts	16,106	4,717,967
Resources Available:	100,516	Resources Available:	1,830,140	Resources Available:	3,279,204	Resources Available:	2,748,207	Resources Available:	34,269	7,992,336
Expenditures:		Expenditures:		Expenditures:		Expenditures:		Expenditures:		
Public works	95,258			Debit Issuance Costs	39,843	Loan Principal	843,564	Public works	4,108	
Culture and recreation	2,901			Infrastructure	1,558,471	Loan Interest	18,644			
				Temp Note Prin	1,340,000					
				Temp Note Interest	6,943					
				Contractural	153,968					
Total Expenditures	98,159	Total Expenditures	0	Total Expenditures	3,099,224	Total Expenditures	862,208	Total Expenditures	4,108	4,063,699
Cash Balance Dec 31	2,357	Cash Balance Dec 31	1,830,140	Cash Balance Dec 31	179,980	Cash Balance Dec 31	1,885,999	Cash Balance Dec 31	30,161	3,928,637 **
										3,928,637 **

**Note: The two bold yellow figures should agree.

CPA Summary

NOTICE OF BUDGET HEARING

2024

The governing body of
Winfield

will meet on September 5, 2023 at 5:30 PM at City Hall, 200 E 9th, Community Council Room for the purpose of hearing and answering objections of taxpayers relating to the proposed use of all funds and the amount of ad valorem tax. Detailed budget information is available at City Hall and will be available at this hearing.

BUDGET SUMMARY

Proposed Budget 2024 Expenditures and Amount of 2023 Ad Valorem Tax establish the maximum limits of the 2024 budget. Estimated Tax Rate is subject to change depending on the final assessed valuation.

FUND	Prior Year Actual for 2022		Current Year Estimate for 2023		Proposed Budget Year for 2024		
	Expenditures	Actual Tax Rate *	Expenditures	Actual Tax Rate *	Budget Authority for Expenditures	Amount of 2023 Ad Valorem Tax	Proposed Estimated Tax Rate *
General	9,598,756	37.927	9,887,947	39.070	11,659,919	3,456,615	37.052
Debt Service	6,436,845	8.121	3,169,385	7.387	4,938,676	564,263	6.048
Library	546,690	6.701	566,886	6.196	590,000	532,404	5.707
Special Liability	146,328	1.787	147,344	1.648	186,602	173,443	1.859
Industrial Development	9,915	0.157	16,884	0.127	16,884	7,735	0.083
Special Highway	1,513,842		1,526,252		4,080,735		
Flood Control	2,989		14,250		11,908		
Quail Ridge Golf Course	688,036		740,425		748,425		
Special Parks and Rec	27,517		130,000		134,758		
Special Alcohol/Drug Program	25,925		24,648		71,336		
Law Enforcement Trust			12,000		30,473		
Water Preservation	16,173		40,300		374,938		
Senior Citizens Center	8,792		15,340		29,251		
Convention and Tourism	64,600		68,835		190,042		
Cemetery Improvements	75		31,500		75,778		
Fairgrounds Improvements	3,791		75,000		218,169		
Public Safety/Other CIP	3,073,229		298,968		2,486,934		
Refuse Utility	1,938,715		1,910,282		2,263,928		
Stormwater Utility	134,793		218,105		1,148,063		
Management Services	3,739,113		3,643,922		3,743,164		
Operations Services	584,788		680,106		647,404		
Electric Utility	32,642,727		25,272,801		26,866,681		
Natural Gas Utility	6,045,246		4,851,406		5,642,901		
Water Utility	3,039,421		2,908,939		3,265,995		
Wastewater Utility	2,149,107		2,173,568		3,454,893		
Electric Transmission Utility	2,816,483		2,088,891		7,126,496		
Non-Budgeted Funds-A	1,979,243						
Non-Budgeted Funds-B	5,208,267						
Non-Budgeted Funds-C	130,492						
Non-Budgeted Funds-D	4,063,699						
Totals	86,635,597	54.693	60,513,984	54.428	80,004,353	4,734,460	50.749
<i>Revenue Neutral Rate**</i>							<i>46.638</i>

Less: Transfers	12,430,403	6,342,585	6,198,068
Net Expenditure	74,205,194	54,171,399	73,806,285
Total Tax Levied	3,954,642	4,350,458	xxxxxxxxxxxxxxxxx
Assessed Valuation	72,309,024	79,933,760	93,290,618
Outstanding Indebtedness, January 1,	2021	2022	2023
G.O. Bonds	32,376,048	25,845,000	31,080,000
Revenue Bonds	0	0	0
Other	0	7,668,486	7,246,967
Lease Purchase Principal	0	789,096	602,836
Total	32,376,048	34,302,582	38,929,803

*Tax rates are expressed in mills

**Revenue Neutral Rate as defined by KSA 79-2988

Tania Richardson
City Official Title: City Clerk

NOTICE OF HEARING TO EXCEED REVENUE NEUTRAL RATE

The governing body of
Winfield
will meet on at at for the purpose of hearing and
answering objections of taxpayers relating to revenue neutral rate and proposed tax rate, as required by KSA 79-2988

SUPPORTING COUNTIES
Cowley

Revenue Neutral Rate*	46.638	Proposed Tax Rate	50.749
-----------------------	--------	-------------------	--------

Tax Rates are expressed in mills

* Revenue Netural Rate as defined by KSA 79-2988

Winfield

2024

2024 Neighborhood Revitalization Rebate

Budgeted Funds for 2024	2023 Ad Valorem before Rebate**	2023 Mil Rate before Rebate	Estimate 2024 NR Rebate
General	3,324,563	35.637	47,703
Debt Service	561,168	6.015	8,052
Library	524,767	5.625	7,530
Special Liability	170,956	1.833	2,453
Industrial Development	7,625	0.082	109
0			0
0			0
0			0
0			0
0			0
0			0
0			0
0			0
0			0
TOTAL	4,589,079	49.191	65,847

2023 July 1 Valuation: 93,290,618

Valuation Factor: 93,290.618

Neighborhood Revitalization Subj to Rebate: 1,338,585

Neighborhood Revitalization factor: 1,338.585

**This information comes from the 2024 Budget Summary page. See instructions tab step #12 for completing the Neighborhood Revitalization Rebate table.

Budget Revenue Summary

	2021 Actual	2022 Actual	2023 Original	2024 Requested
001 - GENERAL FUND REVENUE	(9,839,907)	(9,703,943)	(9,938,432)	(10,332,526)
106 - FLOOD CONTROL FUND REVENUE	(24)	(103)	(350)	(350)
115 - ALCOHOL & DRUG SAFETY ACTION REVENUE	(1)	(3)	(3)	(3)
116 - SPECIAL PARKS AND RECREATION REVENUE	(42,592)	(50,463)	(46,778)	(52,530)
117 - SPECIAL ALCOHOL/DRUG PROGRAMS REVENUE	(24,307)	(33,427)	(29,632)	(34,536)
119 - SPECIAL LAW ENFORCEMENT TR FUN REVENUE	(1,882)	(167)	(600)	(600)
120 - WATER PRESERVATION FUND REVENUE	(48,732)	(53,242)	(47,080)	(49,400)
122 - SENIOR CITIZENS CENTER FUND REVENUE	(10,173)	(9,902)	(15,575)	(10,575)
125 - SPECIAL LIABILITY FUND REVENUE	(143,597)	(149,364)	(151,800)	(191,483)
128 - BASEBALL CAPITAL/MAINT RESERVE REVENUE	(20,018)	(16,106)	(16,000)	(12,000)
132 - CONSOLIDATED STREETS/HWAY FUND REVENUE	(1,837,489)	(1,924,466)	(1,663,480)	(1,797,440)
133 - INDUSTRIAL DEVELOPMENT FUND REVENUE	(1,522)	(12,626)	(11,854)	(10,674)
134 - TOURISM AND CONVENTION FUND REVENUE	(69,883)	(81,087)	(75,500)	(75,500)
135 - CEMETERY IMPROVEMENTS REVENUE	(11,686)	(11,191)	(10,900)	(10,900)
136 - FAIRGROUND IMPROVEMENTS FUND REVENUE	(28,568)	(29,639)	(16,500)	(26,500)
137 - PUBLIC SAFETY/ OTHER CIP REVENUE	(1,236,410)	(1,334,490)	(1,103,761)	(1,355,000)
172 - PUBLIC LIBRARY FUND REVENUE	(556,043)	(558,128)	(575,487)	(604,984)
176 - LAND BANK REVENUE	-	-	-	-
260 - BOND AND INTEREST REVENUE	(2,960,583)	(6,571,187)	(3,326,955)	(3,373,059)
401 - ELECTRIC TRANSMISSION REVENUE	(1,662,441)	(7,288,673)	(2,170,000)	(2,170,000)
402 - ELECTRIC REVENUE	(29,383,260)	(32,660,265)	(25,690,600)	(26,269,600)
403 - NATURAL GAS REVENUE	(4,429,276)	(5,785,572)	(5,134,000)	(5,134,000)
404 - WATER REVENUE	(2,875,206)	(3,088,401)	(2,923,200)	(2,923,200)
412 - REFUSE REVENUE	(2,059,908)	(1,813,975)	(2,015,000)	(1,835,000)
413 - WASTEWATER REVENUE	(2,195,582)	(2,242,340)	(2,224,675)	(2,224,675)
414 - STORMWATER DRAINAGE REVENUE	(300,604)	(302,688)	(302,500)	(302,500)
420 - ELECTRIC DEPRECIATION REVENUE	(687,720)	(94,397)	-	-
433 - QUAIL RIDGE GOLF COURSE REVENUE	(689,767)	(664,617)	(740,925)	(748,425)
508 - MANAGEMENT SERVICES REVENUE	(3,187,551)	(3,740,096)	(3,643,922)	(3,743,164)
509 - OPERATIONS SERVICES REVENUE	(635,285)	(584,768)	(681,057)	(646,453)
BUDGET TOTAL REVENUES	(64,940,018)	(78,805,325)	(62,556,566)	(63,935,077)

This Page Intentionally Left Blank

Budget Expense Summary

	2021 Actual	2022 Actual	2023 Original	2024 Requested
001 - GENERAL FUND EXPENSES	9,710,021	9,761,842	9,938,432	10,333,338
106 - FLOOD CONTROL FUND EXPENSES	430	2,989	14,250	10,250
115 - ALCOHOL & DRUG SAFETY ACTION EXPENSES	-	-	-	-
116 - SPECIAL PARKS AND RECREATION EXPENSES	-	27,517	130,000	70,000
117 - SPECIAL ALCOHOL/DRUG PROGRAMS EXPENSES	25,165	25,925	24,470	25,806
119 - SPECIAL LAW ENFORCEMENT TR FUN EXPENSES	-	-	12,000	12,000
120 - WATER PRESERVATION FUND EXPENSES	8,885	16,173	40,300	40,300
122 - SENIOR CITIZENS CENTER FUND EXPENSES	8,441	8,792	15,340	10,200
125 - SPECIAL LIABILITY FUND EXPENSES	148,448	149,365	149,736	186,799
128 - BASEBALL CAPITAL/MAINT RESERVE EXPENSES	18,635	4,108	16,000	16,000
132 - CONSOLIDATED STREETS/HWAY FUND EXPENSES	1,487,528	1,616,975	1,526,253	1,567,769
133 - INDUSTRIAL DEVELOPMENT FUND EXPENSES	703	10,183	16,884	16,859
134 - TOURISM AND CONVENTION FUND EXPENSES	52,849	64,601	68,835	68,835
135 - CEMETERY IMPROVEMENTS EXPENSES	3,113	75	31,500	23,500
136 - FAIRGROUND IMPROVEMENTS FUND EXPENSES	3,626	3,791	75,000	75,000
137 - PUBLIC SAFETY/ OTHER CIP EXPENSES	217,668	3,073,229	298,968	297,768
172 - PUBLIC LIBRARY FUND EXPENSES	570,042	558,130	573,000	597,530
176 - LAND BANK EXPENSES	-	-	-	-
260 - BOND AND INTEREST EXPENSES	2,793,014	6,450,709	3,169,385	3,159,161
401 - ELECTRIC TRANSMISSION EXPENSES	2,909,467	2,900,887	1,440,131	1,993,423
402 - ELECTRIC EXPENSES	29,539,447	32,155,912	25,347,802	25,961,507
403 - NATURAL GAS EXPENSES	4,156,800	5,719,109	4,801,406	4,766,892
404 - WATER EXPENSES	2,839,584	2,978,786	2,908,939	2,895,210
412 - REFUSE EXPENSES	1,902,074	1,663,232	1,892,850	1,906,311
413 - WASTEWATER EXPENSES	1,879,191	1,937,216	2,173,567	2,133,980
414 - STORMWATER DRAINAGE EXPENSES	132,251	134,311	218,105	222,430
420 - ELECTRIC DEPRECIATION EXPENSES	741,310	773,843	-	-
433 - QUAIL RIDGE GOLF COURSE EXPENSES	666,865	686,584	740,908	730,098
508 - MANAGEMENT SERVICES EXPENSES	3,447,629	3,772,766	3,535,172	3,743,164
509 - OPERATIONS SERVICES EXPENSES	634,833	578,896	680,107	646,453
BUDGET TOTAL EXPENSES	63,898,020	75,075,948	59,839,340	61,510,583

This Page Intentionally Left Blank

REVENUE AND EXPENDITURE SUMMARY

General Fund - 001

Revenues	Description	2021 Actual	2022 Actual	2023 Original	2024 Requested
	TAX REVENUE	(4,287,896)	(4,373,249)	(4,730,500)	(5,128,594)
	LICENSE & PERMIT FEE	(77,479)	(136,809)	(65,800)	(68,300)
	INTERGOVERNMENTAL	(502,685)	(547,162)	(517,582)	(537,582)
	CHARGES FOR SERVICES	(1,516,608)	(1,485,075)	(1,558,750)	(1,572,250)
	FINES AND PENALTIES	(58,857)	(64,294)	(63,000)	(63,000)
	MISCELLANEOUS INCOME	(374,200)	(189,399)	(177,800)	(187,800)
	SALES OF PROPERTY	(13,840)	(16,406)	-	-
	TRANSFERS IN	(3,008,342)	(2,891,548)	(2,825,000)	(2,775,000)
	TOTAL REVENUE	(9,839,907)	(9,703,943)	(9,938,432)	(10,332,526)

Expenditures	Description	2021 Actual	2022 Actual	2023 Original	2024 Requested
	PERSONNEL SERVICES	6,223,003	6,144,235	5,822,998	6,171,795
	CONTRACTUAL SERVICES	1,098,480	1,237,504	1,177,448	1,202,248
	COMMODITIES	677,524	655,698	803,268	882,360
	OTHER EXPENDITURES	246,404	207,845	394,600	647,403
	CAPITAL OUTLAY	548,250	521,574	641,800	337,200
	INTERNAL SUPPORT	448,360	503,286	547,515	528,547
	DEBT SERVICE	44,526	95,066	88,000	103,865
	TRANSFERS OUT	423,473	396,635	462,803	459,920
	TOTAL EXPENSES	9,710,021	9,761,842	9,938,432	10,333,338

FUND TOTAL - General Fund

Fund total revenue	(9,839,907)	(9,703,943)	(9,938,432)	(10,332,526)
Fund total expenditures	9,710,021	9,761,842	9,938,432	10,333,338
Revenues (over) under expenditures	(129,886)	57,899	-	812
Unencumberd cash, beginning of year			1,247,100	1,247,100
Unencumbered cash, end of year		1,247,100	1,247,100	1,246,288

REVENUE AND EXPENDITURE SUMMARY

FLOOD CONTROL FUND - 106

Revenues	Description	2021 Actual	2022 Actual	2023 Original	2024 Requested
	MISCELLANEOUS INCOME	(24)	(103)	(350)	(350)
	TOTAL REVENUE	(24)	(103)	(350)	(350)

Expenditures	Description	2021 Actual	2022 Actual	2023 Original	2024 Requested
	PERSONNEL SERVICES	-	-	4,000	-
	CONTRACTUAL SERVICES	34	-	5,250	5,250
	COMMODITIES	396	2,989	5,000	5,000
	TOTAL EXPENSES	430	2,989	14,250	10,250

FUND TOTAL - FLOOD CONTROL FUND

	Fund total revenue	(24)	(103)	(350)	(350)
	Fund total expenditures	430	2,989	14,250	10,250
	Revenues (over) under expenditures	406	2,886	13,900	9,900
	Unencumberd cash, beginning of year			25,458	11,558
	Unencumbered cash, end of year		25,458	11,558	1,658

REVENUE AND EXPENDITURE SUMMARY

ALCOHOL & DRUG SAFETY ACTION - 115

Revenues	Description	2021 Actual	2022 Actual	2023 Original	2024 Requested
	MISCELLANEOUS INCOME	(1)	(3)	(3)	(3)
	TOTAL REVENUE	(1)	(3)	(3)	(3)

Expenditures	Description	2021 Actual	2022 Actual	2023 Original	2024 Requested
FUND TOTAL - ALCOHOL & DRUG SAFETY ACTION					
	Fund total revenue	(1)	(3)	(3)	(3)
	Fund total expenditures	-	-	-	-
	Revenues (over) under expenditures	(1)	(3)	(3)	(3)
	Unencumberd cash, beginning of year			638	641
	Unencumbered cash, end of year		638	641	644

REVENUE AND EXPENDITURE SUMMARY

SPECIAL PARKS AND RECREATION - 116

Revenues	Description	2021 Actual	2022 Actual	2023 Original	2024 Requested
	TAX REVENUE	(17,025)	(17,197)	(17,396)	(18,244)
	INTERGOVERNMENTAL	(23,338)	(31,910)	(27,582)	(32,486)
	MISCELLANEOUS INCOME	(2,230)	(1,355)	(1,800)	(1,800)
	TOTAL REVENUE	(42,592)	(50,463)	(46,778)	(52,530)

Expenditures	Description	2021 Actual	2022 Actual	2023 Original	2024 Requested
	COMMODITIES	-	17,496	10,000	10,000
	CAPITAL OUTLAY	-	10,021	120,000	60,000
	TOTAL EXPENSES	-	27,517	130,000	70,000

FUND TOTAL - SPECIAL PARKS AND RECREATION

Fund total revenue	(42,592)	(50,463)	(46,778)	(52,530)
Fund total expenditures	-	27,517	130,000	70,000
Revenues (over) under expenditures	(42,592)	(22,945)	83,222	17,470
Unencumberd cash, beginning of year			165,450	82,228
Unencumbered cash, end of year		165,450	82,228	64,758

REVENUE AND EXPENDITURE SUMMARY

SPECIAL ALCOHOL/DRUG PROGRAMS - 117

Revenues	Description	2021 Actual	2022 Actual	2023 Original	2024 Requested
	INTERGOVERNMENTAL	(23,338)	(31,910)	(27,582)	(32,486)
	MISCELLANEOUS INCOME	(969)	(1,516)	(2,050)	(2,050)
	TOTAL REVENUE	(24,307)	(33,427)	(29,632)	(34,536)

Expenditures	Description	2021 Actual	2022 Actual	2023 Original	2024 Requested
	PERSONNEL SERVICES	25,165	25,925	24,370	25,706
	COMMODITIES	-	-	100	100
	TOTAL EXPENSES	25,165	25,925	24,470	25,806

FUND TOTAL - SPECIAL ALCOHOL/DRUG PROGRAMS

Fund total revenue	(24,307)	(33,427)	(29,632)	(34,536)
Fund total expenditures	25,165	25,925	24,470	25,806
Revenues (over) under expenditures	858	(7,502)	(5,162)	(8,730)
Unencumberd cash, beginning of year			31,816	36,978
Unencumbered cash, end of year		31,816	36,978	45,708

REVENUE AND EXPENDITURE SUMMARY

SPECIAL LAW ENFORCEMENT TR FUN - 119

Revenues	Description	2021 Actual	2022 Actual	2023 Original	2024 Requested
	INTERGOVERNMENTAL	(1,624)	-	-	-
	MISCELLANEOUS INCOME	(258)	(167)	(600)	(600)
	TOTAL REVENUE	(1,882)	(167)	(600)	(600)

Expenditures	Description	2021 Actual	2022 Actual	2023 Original	2024 Requested
	CONTRACTUAL SERVICES	-	-	2,000	2,000
	OTHER EXPENDITURES	-	-	10,000	10,000
	TOTAL EXPENSES	-	-	12,000	12,000

FUND TOTAL - SPECIAL LAW ENFORCEMENT TR FUN

Fund total revenue	(1,882)	(167)	(600)	(600)
Fund total expenditures	-	-	12,000	12,000
Revenues (over) under expenditures	(1,882)	(167)	11,400	11,400
Unencumberd cash, beginning of year			41,273	29,873
Unencumbered cash, end of year		41,273	29,873	18,473

REVENUE AND EXPENDITURE SUMMARY

WATER PRESERVATION FUND - 12C

Revenues	Description	2021 Actual	2022 Actual	2023 Original	2024 Requested
	MISCELLANEOUS INCOME	(219)	(1,274)	(1,000)	(1,000)
	TRANSFERS IN	(48,513)	(51,968)	(46,080)	(48,400)
	TOTAL REVENUE	(48,732)	(53,242)	(47,080)	(49,400)

Expenditures	Description	2021 Actual	2022 Actual	2023 Original	2024 Requested
	CONTRACTUAL SERVICES	585	7,873	32,000	32,000
	TRANSFERS OUT	8,300	8,300	8,300	8,300
	TOTAL EXPENSES	8,885	16,173	40,300	40,300

FUND TOTAL - WATER PRESERVATION FUND

Fund total revenue	(48,732)	(53,242)	(47,080)	(49,400)
Fund total expenditures	8,885	16,173	40,300	40,300
Revenues (over) under expenditures	(39,847)	(37,069)	(6,780)	(9,100)
Unencumberd cash, beginning of year			319,396	326,176
Unencumbered cash, end of year		319,396	326,176	335,276

REVENUE AND EXPENDITURE SUMMARY

SENIOR CITIZENS CENTER FUND - 122

Revenues	Description	2021 Actual	2022 Actual	2023 Original	2024 Requested
	INTERGOVERNMENTAL	(4,000)	(3,000)	(4,000)	(4,000)
	MISCELLANEOUS INCOME	(2,673)	(3,402)	(1,575)	(1,575)
	TRANSFERS IN	(3,500)	(3,500)	(10,000)	(5,000)
	TOTAL REVENUE	(10,173)	(9,902)	(15,575)	(10,575)

Expenditures	Description	2021 Actual	2022 Actual	2023 Original	2024 Requested
	CONTRACTUAL SERVICES	8,441	8,792	15,340	10,200
	TOTAL EXPENSES	8,441	8,792	15,340	10,200

FUND TOTAL - SENIOR CITIZENS CENTER FUND

Fund total revenue	(10,173)	(9,902)	(15,575)	(10,575)
Fund total expenditures	8,441	8,792	15,340	10,200
Revenues (over) under expenditures	(1,733)	(1,110)	(235)	(375)
Unencumberd cash, beginning of year			18,441	18,676
Unencumbered cash, end of year		18,441	18,676	19,051

REVENUE AND EXPENDITURE SUMMARY

SPECIAL LIABILITY FUND - 125

Revenues	Description	2021 Actual	2022 Actual	2023 Original	2024 Requested
	TAX REVENUE	(143,592)	(147,396)	(151,700)	(191,383)
	MISCELLANEOUS INCOME	(5)	11	(100)	(100)
	TRANSFERS IN	-	(1,979)	-	-
	TOTAL REVENUE	(143,597)	(149,364)	(151,800)	(191,483)

Expenditures	Description	2021 Actual	2022 Actual	2023 Original	2024 Requested
	COMMODITIES	145,631	146,314	147,480	184,346
	OTHER EXPENDITURES	2,817	3,051	2,256	2,453
	TOTAL EXPENSES	148,448	149,365	149,736	186,799

FUND TOTAL - SPECIAL LIABILITY FUND

Fund total revenue	(143,597)	(149,364)	(151,800)	(191,483)
Fund total expenditures	148,448	149,365	149,736	186,799
Revenues (over) under expenditures	4,851	1	(2,064)	(4,684)
Unencumberd cash, beginning of year			-	2,064
Unencumbered cash, end of year			-	6,748

REVENUE AND EXPENDITURE SUMMARY

BASEBALL CAPITAL/MAINT RESERVE - 128

Revenues	Description	2021 Actual	2022 Actual	2023 Original	2024 Requested
	MISCELLANEOUS INCOME	(20,018)	(16,106)	(12,000)	(12,000)
	TRANSFERS IN	-	-	(4,000)	-
	TOTAL REVENUE	(20,018)	(16,106)	(16,000)	(12,000)

Expenditures	Description	2021 Actual	2022 Actual	2023 Original	2024 Requested
	COMMODITIES	2,100	-	-	-
	CAPITAL OUTLAY	16,535	4,108	16,000	16,000
	TOTAL EXPENSES	18,635	4,108	16,000	16,000

FUND TOTAL - BASEBALL CAPITAL/MAINT RESERVE

Fund total revenue	(20,018)	(16,106)	(16,000)	(12,000)
Fund total expenditures	18,635	4,108	16,000	16,000
Revenues (over) under expenditures	(1,383)	(11,998)	-	4,000
Unencumberd cash, beginning of year			30,161	30,161
Unencumbered cash, end of year		30,161	30,161	26,161

REVENUE AND EXPENDITURE SUMMARY**CONSOLIDATED STREETS/HWAY FUND - 132**

Revenues	Description	2021 Actual	2022 Actual	2023 Original	2024 Requested
	TAX REVENUE	(823,335)	(882,009)	(800,000)	(920,000)
	INTERGOVERNMENTAL	(654,016)	(620,345)	(507,950)	(521,910)
	MISCELLANEOUS INCOME	(9,813)	(55,558)	(5,530)	(5,530)
	SALES OF PROPERTY	(324)	(16,554)	-	-
	TRANSFERS IN	(350,000)	(350,000)	(350,000)	(350,000)
	TOTAL REVENUE	(1,837,489)	(1,924,466)	(1,663,480)	(1,797,440)

Expenditures	Description	2021 Actual	2022 Actual	2023 Original	2024 Requested
	PERSONNEL SERVICES	344,538	346,493	339,330	357,768
	CONTRACTUAL SERVICES	24,791	57,936	74,800	14,800
	COMMODITIES	113,858	118,987	154,005	164,930
	OTHER EXPENDITURES	22	227	730	730
	CAPITAL OUTLAY	823,485	457,320	758,500	780,000
	INTERNAL SUPPORT	117,313	120,755	132,067	127,621
	DEBT SERVICE	-	-	-	56,100
	TRANSFERS OUT	63,520	515,258	66,820	65,820
	TOTAL EXPENSES	1,487,528	1,616,975	1,526,253	1,567,769

FUND TOTAL - CONSOLIDATED STREETS/HWAY FUND

Fund total revenue	(1,837,489)	(1,924,466)	(1,663,480)	(1,797,440)
Fund total expenditures	1,487,528	1,616,975	1,526,253	1,567,769
Revenues (over) under expenditures	(349,961)	(307,490)	(137,227)	(229,671)
Unencumberd cash, beginning of year			2,153,317	2,290,545
Unencumbered cash, end of year		2,153,317	2,290,545	2,520,216

REVENUE AND EXPENDITURE SUMMARY

INDUSTRIAL DEVELOPMENT FUND - 133

Revenues	Description	2021 Actual	2022 Actual	2023 Original	2024 Requested
	TAX REVENUE	(109)	(11,168)	(10,134)	(8,954)
	MISCELLANEOUS INCOME	(1,412)	(1,458)	(1,720)	(1,720)
	TOTAL REVENUE	(1,522)	(12,626)	(11,854)	(10,674)
Expenditures	Description	2021 Actual	2022 Actual	2023 Original	2024 Requested
	CONTRACTUAL SERVICES	-	-	1,374	1,374
	OTHER EXPENDITURES	703	10,183	15,510	15,485
	TOTAL EXPENSES	703	10,183	16,884	16,859
FUND TOTAL - INDUSTRIAL DEVELOPMENT FUND					
	Fund total revenue	(1,522)	(12,626)	(11,854)	(10,674)
	Fund total expenditures	703	10,183	16,884	16,859
	Revenues (over) under expenditures	(819)	(2,443)	5,030	6,185
	Unencumberd cash, beginning of year			10,176	5,146
	Unencumbered cash, end of year		10,176	5,146	(1,039)

REVENUE AND EXPENDITURE SUMMARY**TOURISM AND CONVENTION FUND - 134**

Revenues	Description	2021 Actual	2022 Actual	2023 Original	2024 Requested
	INTERGOVERNMENTAL	(67,025)	(78,727)	(75,000)	(75,000)
	MISCELLANEOUS INCOME	(2,858)	(2,360)	(500)	(500)
	TOTAL REVENUE	(69,883)	(81,087)	(75,500)	(75,500)
Expenditures	Description	2021 Actual	2022 Actual	2023 Original	2024 Requested
	CONTRACTUAL SERVICES	8,645	12,198	15,235	15,235
	COMMODITIES	184	79	300	300
	OTHER EXPENDITURES	43,756	52,323	53,300	53,300
	CAPITAL OUTLAY	263	-	-	-
	TOTAL EXPENSES	52,849	64,601	68,835	68,835
FUND TOTAL - TOURISM AND CONVENTION FUND					
	Fund total revenue	(69,883)	(81,087)	(75,500)	(75,500)
	Fund total expenditures	52,849	64,601	68,835	68,835
	Revenues (over) under expenditures	(17,035)	(16,486)	(6,665)	(6,665)
	Unencumberd cash, beginning of year			107,877	114,542
	Unencumbered cash, end of year		107,877	114,542	121,207

REVENUE AND EXPENDITURE SUMMARY

CEMETERY IMPROVEMENTS - 135

Revenues	Description	2021 Actual	2022 Actual	2023 Original	2024 Requested
	CHARGES FOR SERVICES	(11,477)	(10,853)	(10,200)	(10,200)
	MISCELLANEOUS INCOME	(209)	(338)	(700)	(700)
	TOTAL REVENUE	(11,686)	(11,191)	(10,900)	(10,900)

Expenditures	Description	2021 Actual	2022 Actual	2023 Original	2024 Requested
	COMMODITIES	1,752	75	8,500	8,500
	CAPITAL OUTLAY	1,362	-	23,000	15,000
	TOTAL EXPENSES	3,113	75	31,500	23,500

FUND TOTAL - CEMETERY IMPROVEMENTS

Fund total revenue	(11,686)	(11,191)	(10,900)	(10,900)
Fund total expenditures	3,113	75	31,500	23,500
Revenues (over) under expenditures	(8,573)	(11,116)	20,600	12,600
Unencumberd cash, beginning of year			85,478	64,878
Unencumbered cash, end of year		85,478	64,878	52,278

REVENUE AND EXPENDITURE SUMMARY**FAIRGROUND IMPROVEMENTS FUND - 136**

Revenues	Description	2021 Actual	2022 Actual	2023 Original	2024 Requested
	CHARGES FOR SERVICES	(27,193)	(25,179)	(15,000)	(25,000)
	MISCELLANEOUS INCOME	(1,375)	(4,460)	(1,500)	(1,500)
	TOTAL REVENUE	(28,568)	(29,639)	(16,500)	(26,500)
Expenditures	Description	2021 Actual	2022 Actual	2023 Original	2024 Requested
	OTHER EXPENDITURES	881	215	50,000	50,000
	CAPITAL OUTLAY	2,745	3,576	25,000	25,000
	TOTAL EXPENSES	3,626	3,791	75,000	75,000
FUND TOTAL - FAIRGROUND IMPROVEMENTS FUND					
	Fund total revenue	(28,568)	(29,639)	(16,500)	(26,500)
	Fund total expenditures	3,626	3,791	75,000	75,000
	Revenues (over) under expenditures	(24,942)	(25,848)	58,500	48,500
	Unencumberd cash, beginning of year			250,169	191,669
	Unencumbered cash, end of year		250,169	191,669	143,169

REVENUE AND EXPENDITURE SUMMARY

PUBLIC SAFETY/ OTHER CIP - 137

Revenues	Description	2021 Actual	2022 Actual	2023 Original	2024 Requested
	TAX REVENUE	(1,235,107)	(1,323,014)	(1,098,761)	(1,350,000)
	MISCELLANEOUS INCOME	(1,304)	(11,476)	(5,000)	(5,000)
	TOTAL REVENUE	(1,236,410)	(1,334,490)	(1,103,761)	(1,355,000)

Expenditures	Description	2021 Actual	2022 Actual	2023 Original	2024 Requested
	TRANSFERS OUT	217,668	3,073,229	298,968	297,768
	TOTAL EXPENSES	217,668	3,073,229	298,968	297,768

FUND TOTAL - PUBLIC SAFETY/ OTHER CIP

Fund total revenue	(1,236,410)	(1,334,490)	(1,103,761)	(1,355,000)
Fund total expenditures	217,668	3,073,229	298,968	297,768
Revenues (over) under expenditures	(1,018,742)	1,738,739	(804,793)	(1,057,232)
Unencumberd cash, beginning of year			327,141	1,131,934
Unencumbered cash, end of year		327,141	1,131,934	2,189,166

REVENUE AND EXPENDITURE SUMMARY**PUBLIC LIBRARY FUND - 172**

Revenues	Description	2021 Actual	2022 Actual	2023 Original	2024 Requested
	TAX REVENUE	(556,043)	(558,128)	(575,487)	(604,984)
	TOTAL REVENUE	(556,043)	(558,128)	(575,487)	(604,984)
Expenditures	Description	2021 Actual	2022 Actual	2023 Original	2024 Requested
	OTHER EXPENDITURES	570,042	558,130	573,000	597,530
	TOTAL EXPENSES	570,042	558,130	573,000	597,530
FUND TOTAL - PUBLIC LIBRARY FUND					
	Fund total revenue	(556,043)	(558,128)	(575,487)	(604,984)
	Fund total expenditures	570,042	558,130	573,000	597,530
	Revenues (over) under expenditures	13,999	2	(2,487)	(7,454)
	Unencumberd cash, beginning of year			-	2,487
	Unencumbered cash, end of year			-	9,941

REVENUE AND EXPENDITURE SUMMARY

LAND BANK - 176

Expenditures	Description	2021 Actual	2022 Actual	2023 Original	2024 Requested
FUND TOTAL - LAND BANK					
	Fund total revenue	-	-	-	-
	Fund total expenditures	-	-	-	-
	Revenues (over) under expenditures	-	-	-	-
	Unencumberd cash, beginning of year			-	-
	Unencumbered cash, end of year		-	-	-

REVENUE AND EXPENDITURE SUMMARY

BOND AND INTEREST - 260

Revenues	Description	2021 Actual	2022 Actual	2023 Original	2024 Requested
	TAX REVENUE	(637,243)	(670,589)	(652,472)	(643,594)
	INTERGOVERNMENTAL	(188,294)	(189,432)	(299,585)	(297,823)
	MISCELLANEOUS INCOME	(271,871)	(216,826)	(190,707)	(192,316)
	TRANSFERS IN	(1,863,175)	(5,494,340)	(2,184,191)	(2,239,326)
	TOTAL REVENUE	(2,960,583)	(6,571,187)	(3,326,955)	(3,373,059)

Expenditures	Description	2021 Actual	2022 Actual	2023 Original	2024 Requested
	CONTRACTUAL SERVICES	84,234	25,181	-	-
	OTHER EXPENDITURES	12,840	13,864	-	8,052
	DEBT SERVICE	2,668,347	2,620,471	3,169,385	3,151,109
	TRANSFERS OUT	27,593	3,791,193	-	-
	TOTAL EXPENSES	2,793,014	6,450,709	3,169,385	3,159,161

FUND TOTAL - BOND AND INTEREST

Fund total revenue	(2,960,583)	(6,571,187)	(3,326,955)	(3,373,059)
Fund total expenditures	2,793,014	6,450,709	3,169,385	3,159,161
Revenues (over) under expenditures	(167,570)	(120,478)	(157,570)	(213,898)
Unencumberd cash, beginning of year			1,351,234	1,508,805
Unencumbered cash, end of year		1,351,234	1,508,805	1,722,703

REVENUE AND EXPENDITURE SUMMARY**ELECTRIC TRANSMISSION - 401**

Revenues	Description	2021 Actual	2022 Actual	2023 Original	2024 Requested
	MISCELLANEOUS INCOME	(539)	(17,823)	-	-
	MISC REVENUE	(1,661,902)	(1,664,127)	(2,170,000)	(2,170,000)
	TRANSFERS IN	-	(5,606,723)	-	-
	TOTAL REVENUE	(1,662,441)	(7,288,673)	(2,170,000)	(2,170,000)

Expenditures	Description	2021 Actual	2022 Actual	2023 Original	2024 Requested
	PERSONNEL SERVICES	473,438	478,947	360,000	480,000
	CONTRACTUAL SERVICES	312,842	260,412	593,139	593,139
	COMMODITIES	536,278	123,035	96,000	116,512
	OTHER EXPENDITURES	(10)	81	250,000	-
	CAPITAL OUTLAY	1,087,663	1,599,334	-	-
	INTERNAL SUPPORT	113,011	164,138	140,992	137,990
	TRANSFERS OUT	386,245	274,939	-	665,782
	TOTAL EXPENSES	2,909,467	2,900,887	1,440,131	1,993,423

FUND TOTAL - ELECTRIC TRANSMISSION

Fund total revenue	(1,662,441)	(7,288,673)	(2,170,000)	(2,170,000)
Fund total expenditures	2,909,467	2,900,887	1,440,131	1,993,423
Revenues (over) under expenditures	1,247,027	(4,387,786)	(729,869)	(176,577)
Unencumberd cash, beginning of year			4,875,387	5,605,256
Unencumbered cash, end of year		4,875,387	5,605,256	5,781,833

REVENUE AND EXPENDITURE SUMMARY

ELECTRIC - 402

Revenues	Description	2021 Actual	2022 Actual	2023 Original	2024 Requested
	MISCELLANEOUS INCOME	(320,952)	(336,625)	(166,600)	(166,600)
	MISC REVENUE	(29,040,517)	(32,309,715)	(25,498,000)	(26,098,000)
	SALES OF PROPERTY	(21,791)	(13,925)	(5,000)	(5,000)
	TRANSFERS IN	-	-	(21,000)	-
	TOTAL REVENUE	(29,383,260)	(32,660,265)	(25,690,600)	(26,269,600)

Expenditures	Description	2021 Actual	2022 Actual	2023 Original	2024 Requested
	PERSONNEL SERVICES	1,547,352	1,820,334	1,676,442	1,706,356
	CONTRACTUAL SERVICES	481,682	291,587	402,300	554,500
	COMMODITIES	23,487,921	26,172,485	18,862,624	19,552,177
	OTHER EXPENDITURES	18,186	11,244	18,650	20,650
	CAPITAL OUTLAY	518,640	350,696	437,500	402,500
	INTERNAL SUPPORT	1,209,365	1,348,596	1,550,285	1,345,585
	DEBT SERVICE	-	-	-	64,739
	TRANSFERS OUT	2,276,301	2,160,970	2,400,000	2,315,000
	TOTAL EXPENSES	29,539,447	32,155,912	25,347,802	25,961,507

FUND TOTAL - ELECTRIC

Fund total revenue	(29,383,260)	(32,660,265)	(25,690,600)	(26,269,600)
Fund total expenditures	29,539,447	32,155,912	25,347,802	25,961,507
Revenues (over) under expenditures	156,187	(504,354)	(342,798)	(308,093)
Unencumberd cash, beginning of year			179,281	522,079
Unencumbered cash, end of year		179,281	522,079	830,172

REVENUE AND EXPENDITURE SUMMARY

NATURAL GAS - 403

Revenues	Description	2021 Actual	2022 Actual	2023 Original	2024 Requested
	MISCELLANEOUS INCOME	(30,922)	(39,849)	(33,000)	(33,000)
	MISC REVENUE	(4,398,235)	(5,745,723)	(5,100,000)	(5,100,000)
	SALES OF PROPERTY	(119)	-	(1,000)	(1,000)
	TOTAL REVENUE	(4,429,276)	(5,785,572)	(5,134,000)	(5,134,000)

Expenditures	Description	2021 Actual	2022 Actual	2023 Original	2024 Requested
	PERSONNEL SERVICES	548,085	531,923	520,118	537,999
	CONTRACTUAL SERVICES	115,897	36,311	61,350	61,350
	COMMODITIES	2,010,679	3,802,876	2,604,374	2,617,675
	OTHER EXPENDITURES	3,974	3,427	5,500	5,500
	CAPITAL OUTLAY	47,247	100,823	176,500	176,500
	INTERNAL SUPPORT	777,137	795,033	881,284	818,854
	TRANSFERS OUT	653,783	448,717	552,280	549,014
	TOTAL EXPENSES	4,156,800	5,719,109	4,801,406	4,766,892

FUND TOTAL - NATURAL GAS

Fund total revenue	(4,429,276)	(5,785,572)	(5,134,000)	(5,134,000)
Fund total expenditures	4,156,800	5,719,109	4,801,406	4,766,892
Revenues (over) under expenditures	(272,476)	(66,463)	(332,594)	(367,108)
Unencumberd cash, beginning of year			226,308	558,902
Unencumbered cash, end of year		226,308	558,902	926,010

REVENUE AND EXPENDITURE SUMMARY**WATER - 404**

Revenues	Description	2021 Actual	2022 Actual	2023 Original	2024 Requested
	TAX REVENUE	(19,771)	(16,730)	(20,000)	-
	MISCELLANEOUS INCOME	(24,751)	(35,707)	(22,000)	(22,000)
	MISC REVENUE	(2,830,679)	(3,033,575)	(2,880,000)	(2,900,000)
	SALES OF PROPERTY	(5)	(2,390)	(1,200)	(1,200)
	TOTAL REVENUE	(2,875,206)	(3,088,401)	(2,923,200)	(2,923,200)

Expenditures	Description	2021 Actual	2022 Actual	2023 Original	2024 Requested
	PERSONNEL SERVICES	927,659	941,195	901,625	934,165
	CONTRACTUAL SERVICES	248,986	354,532	230,605	299,250
	COMMODITIES	249,997	286,706	307,351	337,979
	OTHER EXPENDITURES	20,430	23,713	2,850	22,450
	CAPITAL OUTLAY	96,429	175,794	245,200	121,200
	INTERNAL SUPPORT	424,567	431,870	481,953	447,122
	TRANSFERS OUT	871,516	764,976	739,355	733,044
	TOTAL EXPENSES	2,839,584	2,978,786	2,908,939	2,895,210

FUND TOTAL - WATER

Fund total revenue	(2,875,206)	(3,088,401)	(2,923,200)	(2,923,200)
Fund total expenditures	2,839,584	2,978,786	2,908,939	2,895,210
Revenues (over) under expenditures	(35,623)	(109,615)	(14,261)	(27,990)
Unencumberd cash, beginning of year			328,535	342,796
Unencumbered cash, end of year		328,535	342,796	370,786

REVENUE AND EXPENDITURE SUMMARY

REFUSE - 412

Revenues	Description	2021 Actual	2022 Actual	2023 Original	2024 Requested
	MISCELLANEOUS INCOME	(207,098)	(36,555)	(157,000)	(57,000)
	MISC REVENUE	(1,770,926)	(1,776,719)	(1,858,000)	(1,778,000)
	SALES OF PROPERTY	(1,883)	(702)	-	-
	TRANSFERS IN	(80,000)	-	-	-
	TOTAL REVENUE	(2,059,908)	(1,813,975)	(2,015,000)	(1,835,000)

Expenditures	Description	2021 Actual	2022 Actual	2023 Original	2024 Requested
	PERSONNEL SERVICES	596,954	604,285	593,910	620,785
	CONTRACTUAL SERVICES	416,903	421,882	533,075	454,075
	COMMODITIES	127,814	156,423	169,062	176,478
	OTHER EXPENDITURES	1,208	1,346	1,700	1,700
	CAPITAL OUTLAY	277,581	26,690	77,500	47,000
	INTERNAL SUPPORT	283,865	294,055	326,678	313,762
	DEBT SERVICE	16,828	44,856	-	168,636
	TRANSFERS OUT	180,922	113,695	190,925	123,875
	TOTAL EXPENSES	1,902,074	1,663,232	1,892,850	1,906,311

FUND TOTAL - REFUSE

Fund total revenue	(2,059,908)	(1,813,975)	(2,015,000)	(1,835,000)
Fund total expenditures	1,902,074	1,663,232	1,892,850	1,906,311
Revenues (over) under expenditures	(157,834)	(150,743)	(122,150)	71,311
Unencumberd cash, beginning of year			324,210	446,360
Unencumbered cash, end of year		324,210	446,360	375,049

REVENUE AND EXPENDITURE SUMMARY

WASTEWATER - 413

Revenues	Description	2021 Actual	2022 Actual	2023 Original	2024 Requested
	MISCELLANEOUS INCOME	(3,954)	(14,749)	(7,575)	(7,575)
	MISC REVENUE	(2,186,219)	(2,227,442)	(2,217,100)	(2,217,100)
	SALES OF PROPERTY	(5,410)	(149)	-	-
	TOTAL REVENUE	(2,195,582)	(2,242,340)	(2,224,675)	(2,224,675)

Expenditures	Description	2021 Actual	2022 Actual	2023 Original	2024 Requested
	PERSONNEL SERVICES	727,342	720,537	707,210	726,076
	CONTRACTUAL SERVICES	312,732	369,850	321,871	320,671
	COMMODITIES	112,811	130,063	169,415	181,592
	OTHER EXPENDITURES	945	782	1,150	1,150
	CAPITAL OUTLAY	287,246	261,200	359,500	299,500
	INTERNAL SUPPORT	179,643	190,352	209,302	195,553
	DEBT SERVICE	-	-	-	21,090
	TRANSFERS OUT	258,471	264,432	405,120	388,348
	TOTAL EXPENSES	1,879,191	1,937,216	2,173,567	2,133,980

FUND TOTAL - WASTEWATER

Fund total revenue	(2,195,582)	(2,242,340)	(2,224,675)	(2,224,675)
Fund total expenditures	1,879,191	1,937,216	2,173,567	2,133,980
Revenues (over) under expenditures	(316,391)	(305,125)	(51,108)	(90,695)
Unencumberd cash, beginning of year			1,179,111	1,230,218
Unencumbered cash, end of year		1,179,111	1,230,218	1,320,913

REVENUE AND EXPENDITURE SUMMARY

STORMWATER DRAINAGE - 414

Revenues	Description	2021 Actual	2022 Actual	2023 Original	2024 Requested
	MISCELLANEOUS INCOME	(438)	(2,940)	(2,500)	(2,500)
	MISC REVENUE	(300,166)	(299,748)	(300,000)	(300,000)
	TOTAL REVENUE	(300,604)	(302,688)	(302,500)	(302,500)
Expenditures	Description	2021 Actual	2022 Actual	2023 Original	2024 Requested
	PERSONNEL SERVICES	69,474	74,155	70,984	75,929
	CONTRACTUAL SERVICES	163	1,895	51,200	51,200
	COMMODITIES	13,513	24,175	59,850	59,908
	INTERNAL SUPPORT	29,102	21,087	36,071	35,393
	TRANSFERS OUT	20,000	13,000	-	-
	TOTAL EXPENSES	132,251	134,311	218,105	222,430
FUND TOTAL - STORMWATER DRAINAGE					
	Fund total revenue	(300,604)	(302,688)	(302,500)	(302,500)
	Fund total expenditures	132,251	134,311	218,105	222,430
	Revenues (over) under expenditures	(168,353)	(168,377)	(84,395)	(80,070)
	Unencumberd cash, beginning of year			761,168	845,562
	Unencumbered cash, end of year		761,168	845,562	925,632

REVENUE AND EXPENDITURE SUMMARY

ELECTRIC DEPRECIATION - 420

Revenues	Description	2021 Actual	2022 Actual	2023 Original	2024 Requested
	MISCELLANEOUS INCOME	(312,720)	(17,366)	-	-
	TRANSFERS IN	(375,000)	(77,031)	-	-
	TOTAL REVENUE	(687,720)	(94,397)	-	-
Expenditures	Description	2021 Actual	2022 Actual	2023 Original	2024 Requested
	PERSONNEL SERVICES	-	242,450	-	-
	CONTRACTUAL SERVICES	145,583	32,833	-	-
	OTHER EXPENDITURES	-	51	-	-
	CAPITAL OUTLAY	595,727	433,771	-	-
	DEBT SERVICE	-	64,739	-	-
	TOTAL EXPENSES	741,310	773,843	-	-
FUND TOTAL - ELECTRIC DEPRECIATION					
	Fund total revenue	(687,720)	(94,397)	-	-
	Fund total expenditures	741,310	773,843	-	-
	Revenues (over) under expenditures	53,590	679,447	-	-
	Unencumberd cash, beginning of year			3,260,421	3,260,421
	Unencumbered cash, end of year		3,260,421	3,260,421	3,260,421

REVENUE AND EXPENDITURE SUMMARY

QUAIL RIDGE GOLF COURSE - 433

Revenues	Description	2021 Actual	2022 Actual	2023 Original	2024 Requested
	CHARGES FOR SERVICES	(82,575)	(90,335)	(95,500)	(95,500)
	MISCELLANEOUS INCOME	(988)	(3,148)	(1,175)	(1,175)
	MISC REVENUE	(335,701)	(348,671)	(319,250)	(326,750)
	SALES OF PROPERTY	(504)	(9,648)	-	-
	TRANSFERS IN	(270,000)	(212,816)	(325,000)	(325,000)
	TOTAL REVENUE	(689,767)	(664,617)	(740,925)	(748,425)

Expenditures	Description	2021 Actual	2022 Actual	2023 Original	2024 Requested
	PERSONNEL SERVICES	348,890	342,225	345,407	359,284
	CONTRACTUAL SERVICES	60,237	75,129	72,848	76,068
	COMMODITIES	182,241	198,986	209,405	214,993
	OTHER EXPENDITURES	469	1,941	2,450	1,950
	CAPITAL OUTLAY	10,306	6,122	12,223	-
	INTERNAL SUPPORT	28,921	34,939	47,105	33,995
	DEBT SERVICE	35,802	27,243	51,469	43,808
	TOTAL EXPENSES	666,865	686,584	740,908	730,098

FUND TOTAL - QUAIL RIDGE GOLF COURSE

Fund total revenue	(689,767)	(664,617)	(740,925)	(748,425)
Fund total expenditures	666,865	686,584	740,908	730,098
Revenues (over) under expenditures	(22,901)	21,967	(17)	(18,327)
Unencumberd cash, beginning of year			-	17
Unencumbered cash, end of year		-	17	18,344

REVENUE AND EXPENDITURE SUMMARY

MANAGEMENT SERVICES - 508

Revenues	Description	2021 Actual	2022 Actual	2023 Original	2024 Requested
	CHARGES FOR SERVICES	-	(18)	(50)	-
	MISCELLANEOUS INCOME	(3,187,449)	(3,739,945)	(3,643,872)	(3,743,164)
	SALES OF PROPERTY	(102)	(134)	-	-
	TOTAL REVENUE	(3,187,551)	(3,740,096)	(3,643,922)	(3,743,164)

Expenditures	Description	2021 Actual	2022 Actual	2023 Original	2024 Requested
	PERSONNEL SERVICES	2,370,639	2,401,045	2,344,961	2,333,045
	CONTRACTUAL SERVICES	701,770	967,862	747,166	942,006
	COMMODITIES	145,054	147,721	179,330	172,780
	OTHER EXPENDITURES	109,410	120,574	110,450	142,450
	CAPITAL OUTLAY	42,601	68,174	80,000	88,000
	INTERNAL SUPPORT	74,920	64,154	70,030	61,647
	TRANSFERS OUT	3,236	3,236	3,236	3,236
	TOTAL EXPENSES	3,447,629	3,772,766	3,535,172	3,743,164

FUND TOTAL - MANAGEMENT SERVICES

Fund total revenue	(3,187,551)	(3,740,096)	(3,643,922)	(3,743,164)
Fund total expenditures	3,447,629	3,772,766	3,535,172	3,743,164
Revenues (over) under expenditures	260,079	32,670	(108,750)	-
Unencumberd cash, beginning of year			-	108,750
Unencumbered cash, end of year			-	108,750

REVENUE AND EXPENDITURE SUMMARY

OPERATIONS SERVICES - 509

Revenues	Description	2021 Actual	2022 Actual	2023 Original	2024 Requested
	MISCELLANEOUS INCOME	(635,302)	(580,063)	(680,757)	(646,453)
	SALES OF PROPERTY	18	(4,705)	(300)	-
	TOTAL REVENUE	(635,285)	(584,768)	(681,057)	(646,453)

Expenditures	Description	2021 Actual	2022 Actual	2023 Original	2024 Requested
	PERSONNEL SERVICES	409,930	354,186	394,780	400,755
	CONTRACTUAL SERVICES	116,295	113,910	154,200	136,950
	COMMODITIES	40,785	26,819	71,000	68,800
	OTHER EXPENDITURES	1,332	823	1,900	1,900
	CAPITAL OUTLAY	52,458	69,217	28,000	8,000
	INTERNAL SUPPORT	4,033	3,942	5,226	5,048
	TRANSFERS OUT	10,000	10,000	25,000	25,000
	TOTAL EXPENSES	634,833	578,896	680,107	646,453

FUND TOTAL - OPERATIONS SERVICES

Fund total revenue	(635,285)	(584,768)	(681,057)	(646,453)
Fund total expenditures	634,833	578,896	680,107	646,453
Revenues (over) under expenditures	(452)	(5,872)	(950)	-
Unencumberd cash, beginning of year			-	950
Unencumbered cash, end of year		-	950	950

BUDGET TOTAL EXPENSES	63,898,020	75,075,948	59,839,340	61,510,583
BUDGET TOTAL REVENUE	(64,940,018)	(78,805,325)	(62,556,566)	(63,935,077)
NET	(3,729,377)	(2,717,226)	(2,717,226)	(2,424,494)

General Fund

001

Revenues	DescriptionFalse	2021 Actual	2022 Actual	2023 Original	2024 Requested
001-411100	CURRENT PROPERTY TAX	(2,673,729)	(2,684,689)	(3,122,943)	(3,372,943)
001-411110	DELINQUENT PERSONAL TAX	(1,709)	(2,867)	(5,000)	(4,000)
001-411120	REDEMPTION AND PRIOR YEAR ADJU	(74,574)	(87,489)	(50,000)	(60,000)
001-411200	TRUCK TAX	(1,572)	(1,412)	(1,404)	(1,663)
001-411300	RECREATIONAL VEHICLE TAX	(5,292)	(5,048)	(5,405)	(4,982)
001-411400	MOTOR VEHICLE TAX	(363,503)	(367,678)	(369,458)	(365,099)
001-411500	PAYMENTS IN LIEU OF TAXES	(3,658)	(3,651)	(4,460)	(4,460)
001-411600	COMMERCIAL VEHICLE TAX	(4,204)	(3,977)	(4,283)	(3,947)
001-413100	LOCAL SALES TAX	(1,029,255)	(1,102,511)	(1,039,547)	(1,200,000)
001-416100	TELEPHONE FRANCHISE TAX	(6,910)	(5,922)	(8,000)	(6,000)
001-416200	CABLE TV TAX	(122,951)	(107,465)	(120,000)	(105,000)
001-416500	SMALL CELL TOWER FRANCHISE FEE	(540)	(540)	-	(500)
	TOTAL TAX REVENUE	(4,287,896)	(4,373,249)	(4,730,500)	(5,128,594)
001-421100	CEREAL MALT BEVERAGE LICENSES	(1,025)	(1,075)	(1,000)	(1,000)
001-421110	DRINKING ESTABLISHMENT LICENSE	(825)	(1,625)	(1,000)	(1,000)
001-421120	LIQUOR STORE LICENSES	(300)	(500)	(600)	(600)
001-421200	ELECTRIC JOURNEYMAN/MSTR LIC	(3,370)	(6,105)	(2,500)	(3,500)
001-421300	ELECTRIC BUSINESS LICENSES	(3,500)	(5,175)	(3,000)	(3,000)
001-421400	PLUMBING LICENSES	(2,420)	(2,660)	(2,500)	(2,500)
001-421500	MISCELLANEOUS LICENSES	(725)	(300)	(900)	(900)
001-421600	OCCUPATIONAL LICENSES	(175)	-	(200)	(200)
001-421700	GENERAL CONTRACTOR BUS LIC	(11,025)	(16,475)	(11,000)	(11,000)
001-421800	MECHANICAL CONTRATOR BUS LIC	(3,060)	(1,500)	(1,500)	(1,500)
001-421900	MECHANICAL JOURNEYMAN/MST LIC	(1,970)	-	(1,250)	(1,250)
001-422200	ANIMAL LICENSE	(1,402)	(2,275)	(2,250)	(2,250)
001-423100	BUILDING PERMITS	(37,980)	(81,584)	(30,000)	(30,000)
001-423200	ELECTRIC PERMITS	(3,656)	(6,378)	(4,000)	(4,000)
001-423300	PLUMBING PERMITS	(3,477)	(6,158)	(2,000)	(2,000)
001-423400	GARAGE SALE PERMITS	(94)	(91)	-	-
001-423500	MECHANICAL PERMITS	(2,229)	(2,702)	(1,500)	(1,500)
001-423600	GAS PERMITS	(195)	(756)	(600)	(600)
001-421150	MOBILE FOOD VENDING LICENSES	(50)	(1,450)	-	(1,500)
	TOTAL LICENSE & PERMIT FEE	(77,479)	(136,809)	(65,800)	(68,300)

General Fund

001

Revenues	DescriptionFalse	2021 Actual	2022 Actual	2023 Original	2024 Requested
001-437600	ALCOHOLIC BEVERAGE TAX	(23,338)	(31,910)	(27,582)	(27,582)
001-438200	COUNTY AMBULANCE CONTRIBUTION	(206,081)	(206,081)	(200,000)	(200,000)
001-438400	FIRE DISTRICT #6 CONTRACT	(27,624)	(28,608)	(30,000)	(30,000)
001-438500	FIRE DISTRICT #7 CONTRACT	(245,642)	(280,563)	(260,000)	(280,000)
	TOTAL INTERGOVERNMENTAL	(502,685)	(547,162)	(517,582)	(537,582)
001-441100	PRELIMINARY PLAT FILING	-	(285)	-	-
001-441200	ZONING APPLICATIONS	(500)	(525)	(600)	(600)
001-441300	CONDITIONAL USE APPLICATIONS	-	-	(200)	(200)
001-445100	WEED MOWING CHARGES	(26,030)	(43,360)	(15,000)	(20,000)
001-445200	ANIMAL CONTROL	-	-	(1,400)	(1,400)
001-445300	DEMOLITION FEES	(73)	-	(50)	(50)
001-446100	SALE OF CEMETERY LOTS	(19,698)	(19,598)	(18,000)	(18,000)
001-446200	SEXTONS FEES	(42,810)	(49,900)	(35,000)	(42,000)
001-446500	MONUMENT SETTING FEES	(3,585)	(3,150)	(1,500)	(3,000)
001-447100	FAIRGROUND USE FEES	(37,494)	(41,958)	(35,000)	(35,000)
001-447400	RECREATION COMPLEX FEES	(830)	(2,490)	(2,000)	(2,000)
001-447800	FRGRNDS PRIMITIVE CAMPING FEES	(24,915)	(51,993)	(25,000)	(25,000)
001-447900	FRGRNDS ELECTRIC HOOKUP FEES	(190,305)	(197,835)	(185,000)	(185,000)
001-448000	EMS FEES	(647,704)	(580,941)	(725,000)	(725,000)
001-448025	OTHER EMS FEES	(57,968)	(74,442)	(55,000)	(55,000)
001-448100	AQUATIC CENTER FEES	(40,325)	(49,113)	(44,000)	(44,000)
001-448200	CONCESSIONS SALES	(16,730)	(20,429)	(16,500)	(16,500)
001-448500	MERCHANDISE SALES	(4,154)	(7,576)	(6,000)	(6,000)
001-448520	LIVE BAIT SALES	(4,387)	(3,298)	(4,000)	(4,000)
001-449100	LAKE CAMPER HOOKUPS	(203,134)	(148,825)	(200,000)	(200,000)
001-449200	LAKE PRIMITIVE CAMPING	(14,234)	(12,957)	(13,000)	(13,000)
001-449300	BOAT STORAGE CHARGES	(9,480)	(11,730)	(8,000)	(8,000)
001-449400	LAKE IMPOUNDMENT - WATER MAINT	(15,000)	(15,000)	(15,000)	(15,000)
001-449500	LAKE HUNTING PERMITS	(498)	(638)	(300)	(300)
001-449700	LAKE RECREATION AREA PERMITS	(105,183)	(107,768)	(105,000)	(105,000)
001-449800	LAKE BOATING PERMITS	(49,464)	(38,639)	(45,000)	(45,000)
001-449900	FISHING/HUNTING LICENSE FEES	(46)	-	(200)	(200)
001-448300	ISLAND PARK PERFORMANCE STAGE	(2,063)	(2,598)	(3,000)	(3,000)

General Fund

001

Revenues	DescriptionFalse	2021 Actual	2022 Actual	2023 Original	2024 Requested
001-449910	LAKE GIFT CERT. / DISCOUNT	-	(29)	-	-
	TOTAL CHARGES FOR SERVICES	(1,516,608)	(1,485,075)	(1,558,750)	(1,572,250)
001-451100	MUNICIPAL COURT FINES	(53,323)	(61,425)	(60,000)	(60,000)
001-451200	MUNICIPAL COURT FEES	(2,552)	(2,299)	(2,500)	(2,500)
001-451900	LAKE COURT FINES	(2,982)	(570)	(500)	(500)
	TOTAL FINES AND PENALTIES	(58,857)	(64,294)	(63,000)	(63,000)
001-461100	INVESTMENT INTEREST	(1,616)	(7,775)	(5,000)	(20,000)
001-462200	RENT-COMMUNITY CENTER	(20,946)	(21,248)	(19,000)	(11,000)
001-462300	RENT-MEYER HALL	(72,000)	(103,939)	(100,000)	(103,000)
001-462500	FARM LEASE INCOME	(16,033)	(8,811)	(7,300)	(7,300)
001-462600	OIL INCOME	(5,139)	(2,861)	(3,500)	(3,500)
001-468100	REFUNDS OF EXPENDITURES	(225,160)	(2,365)	(4,500)	(4,500)
001-468200	MISCELLANEOUS INCOME	(4,911)	(7,199)	(15,000)	(15,000)
001-468210	DISCOUNT INCOME	-	-	(500)	(500)
001-468300	REIMBURSEMENT FOR SERVICES	(28,408)	(33,644)	(23,000)	(23,000)
001-468800	CASH OVER/SHORT	13	(56)	-	-
001-448400	RESTROOM TRAILER RENT	-	(1,500)	-	-
	TOTAL MISCELLANEOUS INCOME	(374,200)	(189,399)	(177,800)	(187,800)
001-481100	SALE OF EQUIPMENT	(11,310)	(14,553)	-	-
001-481300	SALE OF SCRAP	(2,273)	(1,826)	-	-
001-481400	SALES OF INVENTORY/SUPPLIES	(257)	(28)	-	-
	TOTAL SALES OF PROPERTY	(13,840)	(16,406)	-	-
001-491120	TRANSFER FROM ELECTRIC	(1,792,801)	(2,002,624)	(1,950,000)	(1,865,000)
001-491130	TRANSFER FROM GAS	(518,783)	(333,717)	(350,000)	(350,000)
001-491140	TRANSFER FROM WATER	(154,587)	(166,988)	(150,000)	(150,000)
001-491150	TRANSFER FROM REFUSE	(154,647)	(88,220)	(150,000)	(100,000)
001-491170	TRANSFER FROM CIP	(75,000)	(75,000)	(75,000)	(75,000)
001-491199	TRANSFERS FROM OTHER FUNDS	(150,000)	(150,000)	(150,000)	(150,000)
001-491121	TRANSFER FROM TRANSMISSION	(162,523)	(75,000)	-	(85,000)
	TOTAL TRANSFERS IN	(3,008,342)	(2,891,548)	(2,825,000)	(2,775,000)
	TOTAL REVENUE	(9,839,907)	(9,703,943)	(9,938,432)	(10,332,526)

General Fund

001

Revenues	Description	2021 Actual	2022 Actual	2023 Original	2024 Requested
----------	-------------	----------------	----------------	------------------	-------------------

013 LEGAL

0012013

Expenditures	Description	2021 Actual	2022 Actual	2023 Original	2024 Requested
0012013-511100	WAGES REGULAR EMPLOYEES	45,704	45,817	45,613	46,365
0012013-511200	OVERTIME WAGES	1,446	2,269	250	250
0012013-515100	FICA	3,400	3,522	3,382	3,439
0012013-515200	KPERS CONTRIBUTIONS	3,014	3,047	2,725	2,958
0012013-515400	HEALTH INSURANCE	21,036	15,783	14,330	16,620
0012013-515500	UNEMPLOYMENT INSURANCE	48	95	91	111
0012013-515700	DEFERRED COMPENSATION MATCHING	366	366	364	364
0012013-515800	WORKERS COMPENSATION	41	35	50	50
	TOTAL PERSONNEL SERVICES	75,053	70,933	66,805	70,157
0012013-521500	CONTRACT SVCS-SOFTWARE MAINT	2,351	-	2,000	2,000
0012013-522300	ATTORNEY SERVICES	1,120	-	800	800
0012013-524100	PRINTING/PHOTO SERVICES	-	196	450	450
0012013-524600	TRAVEL EXPENSES	537	500	500	500
0012013-524700	TRAINING/CONFERENCE FEES	100	100	100	100
0012013-525100	DUES/MEMBERSHIP FEES	50	-	100	100
	TOTAL CONTRACTUAL SERVICES	4,158	796	3,950	3,950
0012013-533200	OFFICE SUPPLIES	9	-	350	350
	TOTAL COMMODITIES	9	-	350	350
0012013-541300	SUNDRY CHARGES	-	-	25	25
001013-599999	DUMMY ACCT - PLEASE CHANGE	(172)	107	-	-
	TOTAL OTHER EXPENDITURES	(172)	107	25	25
	TOTAL EXPENSES	79,048	71,836	71,130	74,482

017 COMMUNITY DEVELOPMENT

0017017

Expenditures	Description	2021 Actual	2022 Actual	2023 Original	2024 Requested
0017017-511100	WAGES REGULAR EMPLOYEES	223,397	182,173	238,807	183,501
0017017-511200	OVERTIME WAGES	117	-	-	-
0017017-515100	FICA	17,044	13,644	17,901	13,717
0017017-515200	KPERS CONTRIBUTIONS	21,443	17,003	21,555	17,526
0017017-515400	HEALTH INSURANCE	31,149	26,331	29,824	28,000
0017017-515500	UNEMPLOYMENT INSURANCE	227	371	484	444
0017017-515700	DEFERRED COMPENSATION MATCHING	782	624	778	623
0017017-515800	WORKERS COMPENSATION	4,705	6,205	5,000	5,000
0017017-516100	CELL PHONE ALLOWANCE	1,590	1,320	1,620	1,500
0017017-516200	CAR ALLOWANCE	2,101	840	2,101	841
	TOTAL PERSONNEL SERVICES	302,555	248,510	318,070	251,152
0017017-521100	CONTRACT SVCS- OFF FURN/EQUIP	-	-	500	500
0017017-521700	CONTRACTUAL SVCS-BLDGS/GROUNDS	18,205	27,140	20,000	20,000
0017017-521900	CONTRACTUAL SVCS-OTHER EQUIP	-	33	50	50
0017017-522100	ARCH/ENG/PLAN/ABSTRCT/APPR SVC	-	602	1,500	1,500
0017017-522300	ATTORNEY SERVICES	-	-	500	500
0017017-522400	MEDICAL SERVICES	600	539	350	350
0017017-522700	OTHER PROFESSIONAL SERVICES	8,985	10,484	30,500	30,500
0017017-523100	ADVERTISING COSTS	913	2,779	2,000	2,000
0017017-524100	PRINTING/PHOTO SERVICES	2,085	64	250	250
0017017-524500	PRIVATE CAR MILEAGE	-	-	2,400	2,400
0017017-524600	TRAVEL EXPENSES	1,789	5,821	4,500	4,500
0017017-524700	TRAINING/CONFERENCE FEES	2,307	1,329	2,500	2,500
0017017-525100	DUES/MEMBERSHIP FEES	85	724	1,200	1,200
0017017-525800	OTHER FEES	61	462	250	250
0017017-527300	CELLULAR TELEPHONES	258	978	-	-
	TOTAL CONTRACTUAL SERVICES	35,289	50,956	66,500	66,500

017 COMMUNITY DEVELOPMENT

0017017

Expenditures	Description	2021 Actual	2022 Actual	2023 Original	2024 Requested
0017017-530100	INSURANCE	561	562	581	716
0017017-533100	REF MATERIAL/BOOKS/MAGAZINES	128	5,599	750	750
0017017-533200	OFFICE SUPPLIES	284	415	300	300
0017017-534300	VEHICLE MAINTENANCE SUPPLIES	894	1,837	1,500	1,500
0017017-534600	UNIFORMS AND ACCESSORIES	78	252	300	300
0017017-535900	OTHER OPERATING SUPPLIES	120	650	500	500
0017017-537900	FUEL	2,278	2,255	3,000	3,000
0017017-532200	GRANTS REIMBURSEMENT	(420)	(456)	-	-
	TOTAL COMMODITIES	3,923	11,112	6,931	7,066
0017017-541300	SUNDRY CHARGES	154	285	250	250
	TOTAL OTHER EXPENDITURES	154	285	250	250
0017017-551100	OFFICE FURNITURE & EQUIPMENT	168	347	-	-
0017017-551200	TECHNICAL/DIGITAL EQUIPMENT	11	-	-	-
	TOTAL CAPITAL OUTLAY	179	347	-	-
0017017-561700	INTERNAL SUP - SVCE CTR BLDG	1,890	1,856	2,511	2,426
	TOTAL INTERNAL SUPPORT	1,890	1,856	2,511	2,426
	TOTAL EXPENSES	343,991	313,065	394,262	327,394

021 POLICE

0012021

2024 CAPITAL OUTLAY

0012021 - POLICE

551300	Purchase of 3 Police Vehicles	\$120,000
551300	Upfit 3 Police Vehicles	\$29,400
551300	In car Camera systems from Digital Ally	\$12,600
551500	Handheld Radio Replacement	\$10,500
551400	Patrol Vehicle Radios	\$6,300

TOTAL 0012021 - POLICE **\$178,800**

Expenditures	DescriptionFalse	2021 Actual	2022 Actual	2023 Original	2024 Requested
0012021-511100	WAGES REGULAR EMPLOYEES	1,396,669	1,420,986	1,403,872	1,467,129
0012021-511200	OVERTIME WAGES	120,167	82,657	110,000	110,000
0012021-511300	WAGES-OTHER EMPLOYEES	15,714	10,154	15,001	15,310
0012021-515100	FICA	112,273	109,974	102,401	102,629
0012021-515200	KPERS CONTRIBUTIONS	18,823	19,104	17,860	19,557
0012021-515300	KP&F CONTRIBUTIONS	298,849	299,926	277,891	279,008
0012021-515400	HEALTH INSURANCE	293,266	296,623	268,103	310,000
0012021-515500	UNEMPLOYMENT INSURANCE	1,539	3,018	2,857	3,479
0012021-515700	DEFERRED COMPENSATION MATCHING	1,220	1,040	1,040	1,040
0012021-515800	WORKERS COMPENSATION	21,531	20,639	26,130	26,130
0012021-515990	WAGES REIMBURSEMENT	(25,285)	(44,617)	(53,000)	(53,000)
0012021-516100	CELL PHONE ALLOWANCE	3,210	1,230	600	1,740
0012021-516200	CAR ALLOWANCE	6,406	4,202	4,202	7,218
	TOTAL PERSONNEL SERVICES	2,264,381	2,224,934	2,176,957	2,290,240
0012021-521400	CONTRACTUAL SVCS-RADIO EQUIP	-	1,982	-	-
0012021-521500	CONTRACT SVCS-SOFTWARE MAINT	23,261	30,427	43,600	63,400
0012021-521600	CITIZENS ACADEMY	6,397	5,549	6,000	6,000
0012021-521700	CONTRACTUAL SVCS-BLDGS/GROUNDS	2,429	3,907	2,600	2,600
0012021-521800	CONTRACTUAL SVCS-JANITORIAL	2,785	2,929	3,200	3,500
0012021-521900	CONTRACTUAL SVCS-OTHER EQUIP	1,772	4,735	3,500	3,500
0012021-522300	ATTORNEY SERVICES	-	-	450	450
0012021-522400	MEDICAL SERVICES	7,823	857	5,500	5,500
0012021-522700	OTHER PROFESSIONAL SERVICES	3,322	2,110	3,950	3,950
0012021-522810	CREDIT CARD FEES	303	857	700	700
0012021-523100	ADVERTISING COSTS	919	349	1,000	1,000
0012021-524100	PRINTING/PHOTO SERVICES	683	849	2,000	2,000
0012021-524200	INCARCERATION SERVICES	655	810	2,000	2,000

021 POLICE

0012021

2024 CAPITAL OUTLAY

0012021 - POLICE

551300	Purchase of 3 Police Vehicles	\$120,000
551300	Upfit 3 Police Vehicles	\$29,400
551300	In car Camera systems from Digital Ally	\$12,600
551500	Handheld Radio Replacement	\$10,500
551400	Patrol Vehicle Radios	\$6,300

TOTAL 0012021 - POLICE **\$178,800**

Expenditures	DescriptionFalse	2021 Actual	2022 Actual	2023 Original	2024 Requested
0012021-524300	LAUNDRY AND CLEANING SERVICES	827	764	500	500
0012021-524400	FREIGHT COSTS	-	-	50	50
0012021-524600	TRAVEL EXPENSES	5,034	7,797	9,000	9,000
0012021-524700	TRAINING/CONFERENCE FEES	6,476	10,280	12,000	12,000
0012021-525100	DUES/MEMBERSHIP FEES	1,280	773	800	800
0012021-527300	CELLULAR TELEPHONES	11,163	14,906	13,500	13,500
0012021-528100	ELECTRICITY	15,460	15,114	14,000	14,000
0012021-528200	NATURAL GAS	1,699	1,994	1,800	1,800
0012021-528300	WATER	578	517	500	500
0012021-528400	SEWER	538	459	525	525
0012021-528500	REFUSE	703	649	812	812
0012021-528600	STORMWATER DRAINAGE	200	192	200	200
	TOTAL CONTRACTUAL SERVICES	94,307	108,807	128,187	148,287
0012021-530100	INSURANCE	65,211	62,245	64,543	80,314
0012021-533100	REF MATERIAL/BOOKS/MAGAZINES	904	1,124	1,400	1,400
0012021-533200	OFFICE SUPPLIES	2,085	1,627	3,200	3,200
0012021-533400	POSTAGE	1,180	1,015	1,000	1,000
0012021-534100	BUILDING & GROUNDS SUPPLIES	1,784	16,661	1,600	1,600
0012021-534200	EQUIPMENT MAINTENANCE SUPPLIES	1,670	2,267	2,500	2,500
0012021-534300	VEHICLE MAINTENANCE SUPPLIES	17,067	16,290	25,000	20,000
0012021-534400	PROTECTION AND SAFETY EQUIP	1,163	11,208	7,000	12,000
0012021-534600	UNIFORMS AND ACCESSORIES	23,476	14,443	20,000	20,000
0012021-535800	RANGE/TRAINING SUPPLIES	19,327	16,840	22,000	22,000
0012021-535900	OTHER OPERATING SUPPLIES	1,146	853	2,500	2,500
0012021-537900	FUEL	41,060	54,226	50,000	50,000
	TOTAL COMMODITIES	176,071	198,798	200,743	216,514

021 POLICE

0012021

2024 CAPITAL OUTLAY

0012021 - POLICE

551300	Purchase of 3 Police Vehicles	\$120,000
551300	Upfit 3 Police Vehicles	\$29,400
551300	In car Camera systems from Digital Ally	\$12,600
551500	Handheld Radio Replacement	\$10,500
551400	Patrol Vehicle Radios	\$6,300

TOTAL 0012021 - POLICE **\$178,800**

Expenditures	Description	2021 Actual	2022 Actual	2023 Original	2024 Requested
0012021-541100	TAGS AND TAXES	86	115	80	80
0012021-541200	MEALS ON DUTY	367	967	700	700
0012021-541300	SUNDRY CHARGES	2,745	2,683	4,000	4,000
0012021-542200	INVESTIGATION COSTS	2,158	2,726	2,500	2,500
0018021-545100	CONTRIB TO HUMANE SOCIETY	33,000	31,500	31,500	37,000
	TOTAL OTHER EXPENDITURES	38,356	37,991	38,780	44,280
0012021-551100	OFFICE FURNITURE & EQUIPMENT	-	-	2,000	2,000
0012021-551200	TECHNICAL/DIGITAL EQUIPMENT	-	-	1,000	1,000
0012021-551300	VEHICLES/TOWED/MOUNTED EQUIP	134,064	142,122	159,000	162,000
0012021-551400	MACHINERY AND EQUIPMENT	15,172	-	6,300	6,300
0012021-551500	RADIO EQUIPMENT	-	8,442	10,500	10,500
	TOTAL CAPITAL OUTLAY	149,235	150,565	178,800	181,800
0012021-561100	INTERNAL SUPPORT - MIS	33,684	37,373	40,965	41,688
0012021-561200	INTERNAL SUPPORT - MGMT SVCES	69,917	82,249	80,389	75,897
0012021-561400	INTERNAL SUPPORT - PURCH/DOC	10,860	12,380	17,112	16,510
0012021-561700	INTERNAL SUP - SVCE CTR BLDG	43,311	43,395	57,533	55,577
	TOTAL INTERNAL SUPPORT	157,773	175,396	195,999	189,672
	TOTAL EXPENSES	2,880,123	2,896,491	2,919,466	3,070,793

023 FIRE

0012023

2024 CAPITAL OUTLAY

0012023 - FIRE

551400 Finish replacement of existing expired SCBA bottles. Start replacement of fire hose, water applianc \$60,000

TOTAL 0012023 - FIRE **\$60,000**

Expenditures	DescriptionFalse	2021 Actual	2022 Actual	2023 Original	2024 Requested
0012023-511100	WAGES REGULAR EMPLOYEES	1,466,343	1,487,720	1,384,327	1,496,163
0012023-511200	OVERTIME WAGES	266,962	302,629	205,000	250,000
0012023-511300	WAGES-OTHER EMPLOYEES	11,896	-	-	-
0012023-515100	FICA	128,358	130,294	99,610	106,799
0012023-515200	KPERS CONTRIBUTIONS	5,368	3,555	-	3,711
0012023-515300	KP&F CONTRIBUTIONS	389,759	393,257	319,267	333,409
0012023-515400	HEALTH INSURANCE	294,986	302,837	246,942	317,000
0012023-515500	UNEMPLOYMENT INSURANCE	1,750	3,570	2,791	3,612
0012023-515700	DEFERRED COMPENSATION MATCHING	1,220	1,380	1,040	1,040
0012023-515800	WORKERS COMPENSATION	40,543	37,536	50,000	50,000
0012023-515990	WAGES REIMBURSEMENT	(5,750)	(20,710)	(2,000)	(2,000)
0012023-516100	CELL PHONE ALLOWANCE	1,320	1,320	1,320	1,320
0012023-516200	CAR ALLOWANCE	4,202	4,202	4,202	4,202
	TOTAL PERSONNEL SERVICES	2,606,957	2,647,590	2,312,499	2,565,256

023 FIRE

0012023

2024 CAPITAL OUTLAY

0012023 - FIRE

551400 Finish replacement of existing expired SCBA bottles. Start replacement of fire hose, water applianc \$60,000

TOTAL 0012023 - FIRE **\$60,000**

Expenditures	DescriptionFalse	2021 Actual	2022 Actual	2023 Original	2024 Requested
0012023-521100	CONTRACT SVCS- OFF FURN/EQUIP	-	305	400	400
0012023-521400	CONTRACTUAL SVCS-RADIO EQUIP	3,903	3,890	5,000	5,000
0012023-521500	CONTRACT SVCS-SOFTWARE MAINT	8,000	9,776	10,000	10,000
0012023-521700	CONTRACTUAL SVCS-BLDGS/GROUNDS	928	1,566	1,500	2,500
0012023-521900	CONTRACTUAL SVCS-OTHER EQUIP	8,268	13,216	12,000	15,000
0012023-522400	MEDICAL SERVICES	5,639	7,077	8,000	8,000
0012023-522700	OTHER PROFESSIONAL SERVICES	514	757	700	700
0012023-523100	ADVERTISING COSTS	296	331	700	700
0012023-524100	PRINTING/PHOTO SERVICES	733	-	100	100
0012023-524600	TRAVEL EXPENSES	3,023	9,888	10,000	10,000
0012023-524700	TRAINING/CONFERENCE FEES	4,713	3,166	10,000	10,000
0012023-525100	DUES/MEMBERSHIP FEES	1,301	1,174	2,000	2,000
0012023-527100	TELE. SERVICE & LAND LINES	325	360	450	450
0012023-527300	CELLULAR TELEPHONES	1,974	1,494	-	-
0012023-528100	ELECTRICITY	15,490	14,138	20,000	20,000
0012023-528200	NATURAL GAS	4,530	5,847	10,000	10,000
0012023-528300	WATER	1,193	933	1,000	1,800
0012023-528400	SEWER	918	667	1,000	1,000
0012023-528500	REFUSE	1,924	1,776	2,000	2,000
0012023-528600	STORMWATER DRAINAGE	200	192	208	208
	TOTAL CONTRACTUAL SERVICES	63,872	76,554	95,058	99,858
0012023-530100	INSURANCE	37,327	36,290	37,587	46,588
0012023-532100	EQUIPMENT USAGE REIMBURSEMENT	(130)	(70)	-	-
0012023-532200	GRANTS REIMBURSEMENT	(2,163)	(2,389)	-	-
0012023-533100	REF MATERIAL/BOOKS/MAGAZINES	1,439	653	1,500	1,500
0012023-533200	OFFICE SUPPLIES	472	460	1,000	1,000
0012023-533700	LAB/PHOTO SUPPLIES	500	-	500	500
0012023-533800	FIRE EDUCATION SUPPLIES	442	1,593	1,000	2,000
0012023-534100	BUILDING & GROUNDS SUPPLIES	2,408	4,237	6,000	6,000
0012023-534200	EQUIPMENT MAINTENANCE SUPPLIES	2,475	3,641	4,000	4,000

023 FIRE

0012023

2024 CAPITAL OUTLAY

0012023 - FIRE

551400 Finish replacement of existing expired SCBA bottles. Start replacement of fire hose, water applianc \$60,000

TOTAL 0012023 - FIRE **\$60,000**

Expenditures	DescriptionFalse	2021 Actual	2022 Actual	2023 Original	2024 Requested
0012023-534300	VEHICLE MAINTENANCE SUPPLIES	42,134	38,741	25,000	30,000
0012023-534400	PROTECTION AND SAFETY EQUIP	9,001	12,022	12,000	15,000
0012023-534500	HAND TOOLS	542	488	500	500
0012023-534600	UNIFORMS AND ACCESSORIES	12,980	13,670	17,600	17,600
0012023-535100	MAINT SUPPLIES	8	283	250	1,000
0012023-535900	OTHER OPERATING SUPPLIES	909	1,497	1,500	1,500
0012023-536200	CHEMICALS	2,861	1,353	3,000	3,000
0012023-537900	FUEL	20,670	31,044	20,000	25,000
0012023-539500	MISCELLANEOUS SUPPLIES	60	195	500	500
0012023-534950	SUPPLIES REIMBURSEMENT	-	(8,298)	-	-
	TOTAL COMMODITIES	131,935	135,410	131,937	155,688
0012023-541100	TAGS AND TAXES	22	78	30	30
0012023-541200	MEALS ON DUTY	634	918	1,000	1,000
0012023-541300	SUNDRY CHARGES	193	426	500	500
	TOTAL OTHER EXPENDITURES	849	1,422	1,530	1,530
0012023-551300	VEHICLES/TOWED/MOUNTED EQUIP	-	14,812	80,000	-
0012023-551400	MACHINERY AND EQUIPMENT	41,145	48,093	72,000	60,000
	TOTAL CAPITAL OUTLAY	41,145	62,905	152,000	60,000
0012023-561100	INTERNAL SUPPORT - MIS	20,001	21,800	23,896	24,318
0012023-561200	INTERNAL SUPPORT - MGMT SVCES	57,099	67,170	65,651	61,982
0012023-561400	INTERNAL SUPPORT - PURCH/DOC	7,825	12,306	12,329	11,895
0012023-561700	INTERNAL SUP - SVCE CTR BLDG	23,487	23,532	31,199	30,138
	TOTAL INTERNAL SUPPORT	108,412	124,808	133,075	128,333
001023-581400	TRANSFER TO BOND AND INTEREST	-	-	26,323	-
0012023-581400	TRANSFER TO BOND AND INTEREST	26,323	-	-	26,323
	TOTAL TRANSFERS OUT	26,323	-	26,323	26,323
	TOTAL EXPENSES	2,979,492	3,048,689	2,852,422	3,036,988

023 FIRE

0012023

2024 CAPITAL OUTLAY

0012023 - FIRE

551400	Finish replacement of existing expired SCBA bottles. Start replacement of fire hose, water applianc	\$60,000
--------	---	----------

TOTAL 0012023 - FIRE		\$60,000
-----------------------------	--	-----------------

Expenditures	Description	2021 Actual	2022 Actual	2023 Original	2024 Requested
	False				

024 EMS

0012024

2024 CAPITAL OUTLAY

0012024 - EMS

551400 800 Radios (est. \$5000 per radio) \$25,000

TOTAL 0012024 - EMS **\$25,000**

Expenditures	Description	2021 Actual	2022 Actual	2023 Original	2024 Requested
0012024-521400	CONTRACTUAL SVCS-RADIO EQUIP	317	-	3,500	3,500
0012024-521500	CONTRACT SVCS-SOFTWARE MAINT	9,000	6,724	9,000	12,000
0012024-521900	CONTRACTUAL SVCS-OTHER EQUIP	21,290	23,397	21,000	21,000
0012024-522400	MEDICAL SERVICES	-	1,158	2,000	2,000
0012024-522600	COLLECTION AGENCY SERVICES	35,066	29,565	30,000	30,000
0012024-522700	OTHER PROFESSIONAL SERVICES	56,473	58,136	60,000	60,000
0012024-522810	CREDIT CARD FEES	1,054	1,402	-	1,200
0012024-523100	ADVERTISING COSTS	565	1,123	1,000	1,000
0012024-524600	TRAVEL EXPENSES	965	1,678	6,000	6,000
0012024-524700	TRAINING/CONFERENCE FEES	4,481	6,217	23,000	23,000
0012024-525100	DUES/MEMBERSHIP FEES	1,161	1,835	2,000	2,000
0012024-527300	CELLULAR TELEPHONES	960	1,080	-	1,000
	TOTAL CONTRACTUAL SERVICES	131,330	132,314	157,500	162,700
0012024-530100	INSURANCE	8,255	7,814	8,106	10,105
0012024-532200	GRANTS REIMBURSEMENT	(9,314)	(116,413)	-	-
0012024-533100	REF MATERIAL/BOOKS/MAGAZINES	468	450	1,000	1,000
0012024-533200	OFFICE SUPPLIES	223	331	600	600
0012024-534100	BUILDING & GROUNDS SUPPLIES	607	142	3,000	3,000
0012024-534200	EQUIPMENT MAINTENANCE SUPPLIES	41,781	50,828	55,000	55,000
0012024-534300	VEHICLE MAINTENANCE SUPPLIES	13,487	8,461	15,000	15,000
0012024-534400	PROTECTION AND SAFETY EQUIP	3,789	367	4,000	4,000
0012024-534600	UNIFORMS AND ACCESSORIES	405	3,714	5,000	5,000
0012024-535900	OTHER OPERATING SUPPLIES	-	2,368	3,000	3,000
0012024-537900	FUEL	10,617	23,981	18,000	18,000
0012024-532300	EQUIP. MAINT. SUPPLY REIMB	(1,663)	(305)	-	-
	TOTAL COMMODITIES	68,655	(18,260)	112,706	114,705

024 EMS

0012024

2024 CAPITAL OUTLAY

0012024 - EMS

551400 800 Radios (est. \$5000 per radio) \$25,000

TOTAL 0012024 - EMS **\$25,000**

Expenditures	Description	2021 Actual	2022 Actual	2023 Original	2024 Requested
0012024-541100	TAGS AND TAXES	30	58	-	-
0012024-541200	MEALS ON DUTY	167	159	200	500
0012024-541300	SUNDRY CHARGES	-	-	200	200
	TOTAL OTHER EXPENDITURES	198	217	400	700
0012024-551300	VEHICLES/TOWED/MOUNTED EQUIP	214,598	205,762	-	-
0012024-551400	MACHINERY AND EQUIPMENT	-	-	25,000	25,000
	TOTAL CAPITAL OUTLAY	214,598	205,762	25,000	25,000
0012024-561100	INTERNAL SUPPORT - MIS	15,085	9,343	10,241	10,422
0012024-561200	INTERNAL SUPPORT - MGMT SVCES	24,471	28,787	28,136	26,564
0012024-561400	INTERNAL SUPPORT - PURCH/DOC	3,302	9,975	5,284	5,098
0012024-561700	INTERNAL SUP - SVCE CTR BLDG	10,066	10,085	13,371	12,916
	TOTAL INTERNAL SUPPORT	52,923	58,190	57,032	55,000
0012024-571700	CAPITAL LEASE PRINCIPAL	42,906	82,295	88,000	87,865
0012024-572700	CAPITAL LEASE INTEREST	1,620	5,571	-	-
	TOTAL DEBT SERVICE	44,526	87,866	88,000	87,865
0012024-581400	TRANSFER TO BOND AND INTEREST	3,590	3,590	3,590	3,590
	TOTAL TRANSFERS OUT	3,590	3,590	3,590	3,590
	TOTAL EXPENSES	515,820	469,677	444,228	449,560

034 CITY LAKE

0015034

2024 CAPITAL OUTLAY

0015034 - CITY LAKE

551600	Extend Power to Zone 1, 20, 21, 23 Beach Shade Upgrade Rock for Secondary Beach Roads	\$25,000
--------	---	----------

TOTAL 0015034 - CITY LAKE **\$25,000**

Expenditures	Description	2021 Actual	2022 Actual	2023 Original	2024 Requested
0015034-511100	WAGES REGULAR EMPLOYEES	82,241	81,177	84,220	88,287
0015034-511200	OVERTIME WAGES	34,009	28,525	12,000	12,000
0015034-511300	WAGES-OTHER EMPLOYEES	68,782	72,898	60,459	60,480
0015034-515100	FICA	13,470	13,043	7,769	13,100
0015034-515200	KPERS CONTRIBUTIONS	10,482	10,124	7,561	8,394
0015034-515400	HEALTH INSURANCE	23,206	25,805	23,328	27,100
0015034-515500	UNEMPLOYMENT INSURANCE	186	366	238	267
0015034-515800	WORKERS COMPENSATION	2,955	2,703	1,980	1,980
0015034-516100	CELL PHONE ALLOWANCE	480	717	720	720
	TOTAL PERSONNEL SERVICES	235,811	235,358	198,275	212,328
0015034-521700	CONTRACTUAL SVCS-BLDGS/GROUNDS	2,113	563	2,400	2,000
0015034-521900	CONTRACTUAL SVCS-OTHER EQUIP	1,545	1,396	500	1,500
0015034-522400	MEDICAL SERVICES	768	728	800	800
0015034-522700	OTHER PROFESSIONAL SERVICES	350	262	2,000	1,500
0015034-522810	CREDIT CARD FEES	724	4,386	300	6,000
0015034-523100	ADVERTISING COSTS	-	32	250	250
0015034-524100	PRINTING/PHOTO SERVICES	5,512	8,428	6,000	6,000
0015034-524600	TRAVEL EXPENSES	-	-	1,000	1,000
0015034-524700	TRAINING/CONFERENCE FEES	224	870	1,000	1,000
0015034-528100	ELECTRICITY	14,391	14,414	13,000	15,000
0015034-528300	WATER	10,078	13,341	10,000	13,000
0015034-528500	REFUSE	15,060	14,148	13,000	14,000
0015034-529100	EQUIPMENT RENT	6,600	10,950	-	8,500
	TOTAL CONTRACTUAL SERVICES	57,364	69,517	50,250	70,550
0015034-530100	INSURANCE	1,781	1,876	1,934	2,358
0015034-532600	CONCESSIONS PURCHASES	5,688	5,318	5,500	5,500
0015034-532800	PURCHASES FOR RESALE-BAIT	3,815	4,710	4,500	5,500
0015034-533200	OFFICE SUPPLIES	226	1,024	400	400
0015034-534100	BUILDING & GROUNDS SUPPLIES	28,274	31,738	25,000	25,000

034 CITY LAKE

0015034

2024 CAPITAL OUTLAY

0015034 - CITY LAKE

551600	Extend Power to Zone 1, 20, 21, 23 Beach Shade Upgrade Rock for Secondary Beach Roads	\$25,000
--------	---	----------

TOTAL 0015034 - CITY LAKE	\$25,000
----------------------------------	-----------------

Expenditures	Description	2021 Actual	2022 Actual	2023 Original	2024 Requested
0015034-534200	EQUIPMENT MAINTENANCE SUPPLIES	4,802	9,043	5,000	7,000
0015034-534300	VEHICLE MAINTENANCE SUPPLIES	17,891	7,833	10,000	10,000
0015034-534400	PROTECTION AND SAFETY EQUIP	1,821	1,414	2,500	2,500
0015034-534500	HAND TOOLS	1,869	3,265	1,500	1,500
0015034-534600	UNIFORMS AND ACCESSORIES	1,161	410	700	700
0015034-535300	TRAFFIC CONTROL DEVICE SUPPLY	-	-	100	100
0015034-535900	OTHER OPERATING SUPPLIES	931	-	1,000	1,000
0015034-536200	CHEMICALS	1,941	1,262	1,500	1,500
0015034-537100	DIESEL FUEL - ON SITE TANKS	5,250	4,177	7,800	7,000
0015034-537200	UNLEAD GASOLINE - ON SITE TANK	2,312	3,568	9,100	5,000
0015034-537300	LUBRICANTS & MOTOR OILS	1,143	2,640	2,500	2,500
0015034-537900	FUEL	10,260	18,471	6,500	10,000
0015034-533900	TREES AND LANDSCAPING	180	-	-	-
	TOTAL COMMODITIES	89,345	96,751	85,534	87,558
0015034-541100	TAGS AND TAXES	34	1,885	500	500
0015034-541300	SUNDRY CHARGES	-	-	100	100
	TOTAL OTHER EXPENDITURES	34	1,885	600	600
0015034-551300	VEHICLES/TOWED/MOUNTED EQUIP	12,000	-	-	9,400
0015034-551400	MACHINERY AND EQUIPMENT	18,129	-	17,000	-
0015034-551600	BUILDING AND STRUCTURAL IMPR	22,871	17,165	25,000	25,000
0015034-551500	RADIO EQUIPMENT	-	4,206	-	-
	TOTAL CAPITAL OUTLAY	53,000	21,370	42,000	34,400
0015034-561700	INTERNAL SUP - SVCE CTR BLDG	13,105	13,130	17,409	16,817
	TOTAL INTERNAL SUPPORT	13,105	13,130	17,409	16,817
0015034-571700	CAPITAL LEASE PRINCIPAL	-	7,200	-	8,000
	TOTAL DEBT SERVICE	-	7,200	-	8,000

034 CITY LAKE

0015034

2024 CAPITAL OUTLAY

0015034 - CITY LAKE

551600	Extend Power to Zone 1, 20, 21, 23 Beach Shade Upgrade Rock for Secondary Beach Roads	\$25,000
--------	---	----------

TOTAL 0015034 - CITY LAKE	\$25,000
----------------------------------	-----------------

Expenditures	Description	False	2021 Actual	2022 Actual	2023 Original	2024 Requested
			448,660	445,212	394,068	430,253
	TOTAL EXPENSES					

035 PARKS

0015035

2024 CAPITAL OUTLAY

0015035 - PARKS

551400 (2) Mowers

\$26,000

TOTAL 0015035 - PARKS

\$26,000

Expenditures	Description	2021 Actual	2022 Actual	2023 Original	2024 Requested
0015035-511100	WAGES REGULAR EMPLOYEES	259,799	232,000	231,186	239,043
0015035-511200	OVERTIME WAGES	11,942	8,427	13,200	13,200
0015035-511300	WAGES-OTHER EMPLOYEES	45,001	50,860	53,764	60,480
0015035-515100	FICA	23,626	21,734	18,484	23,000
0015035-515200	KPERS CONTRIBUTIONS	25,836	22,797	20,727	22,701
0015035-515400	HEALTH INSURANCE	62,549	43,520	40,064	46,000
0015035-515500	UNEMPLOYMENT INSURANCE	319	584	517	589
0015035-515700	DEFERRED COMPENSATION MATCHING	906	460	466	467
0015035-515800	WORKERS COMPENSATION	6,186	4,664	5,500	5,500
0015035-516100	CELL PHONE ALLOWANCE	1,836	1,590	1,680	1,680
	TOTAL PERSONNEL SERVICES	437,999	386,637	385,588	412,660

035 PARKS

0015035

2024 CAPITAL OUTLAY

0015035 - PARKS

551400 (2) Mowers

\$26,000

TOTAL 0015035 - PARKS

\$26,000

Expenditures	Description	2021 Actual	2022 Actual	2023 Original	2024 Requested
0015035-521700	CONTRACTUAL SVCS-BLDGS/GROUNDS	200	-	2,000	2,000
0015035-521900	CONTRACTUAL SVCS-OTHER EQUIP	900	2,871	300	300
0015035-522400	MEDICAL SERVICES	1,071	1,259	550	550
0015035-522700	OTHER PROFESSIONAL SERVICES	-	85	280	280
0015035-523100	ADVERTISING COSTS	86	230	150	150
0015035-524100	PRINTING/PHOTO SERVICES	-	-	150	150
0015035-524500	PRIVATE CAR MILEAGE	-	199	-	-
0015035-524600	TRAVEL EXPENSES	319	1,086	2,000	2,000
0015035-524700	TRAINING/CONFERENCE FEES	1,662	2,811	2,500	2,500
0015035-525800	OTHER FEES	27	113	200	200
0015035-527100	TELE. SERVICE & LAND LINES	50	-	-	-
0015035-528100	ELECTRICITY	99,899	96,295	65,000	71,500
0015035-528200	NATURAL GAS	5,402	6,893	6,000	6,600
0015035-528300	WATER	36,535	53,320	30,000	33,000
0015035-528400	SEWER	7,866	8,822	4,000	4,000
0015035-528500	REFUSE	3,171	3,039	2,700	2,700
0015035-528600	STORMWATER DRAINAGE	2,092	2,056	2,000	2,000
0015035-529100	EQUIPMENT RENT	50	-	500	500
0015035-522810	CREDIT CARD FEES	872	942	-	-
	TOTAL CONTRACTUAL SERVICES	160,201	180,020	118,330	128,430
0015035-530100	INSURANCE	8,853	8,086	9,330	11,567
0015035-533200	OFFICE SUPPLIES	-	-	100	100
0015035-534100	BUILDING & GROUNDS SUPPLIES	36,480	30,672	40,000	40,000
0015035-534200	EQUIPMENT MAINTENANCE SUPPLIES	4,467	4,455	7,000	7,000
0015035-534300	VEHICLE MAINTENANCE SUPPLIES	8,542	10,241	10,000	10,000
0015035-534400	PROTECTION AND SAFETY EQUIP	1,657	2,405	1,500	1,500
0015035-534500	HAND TOOLS	1,608	1,175	2,000	2,000
0015035-534600	UNIFORMS AND ACCESSORIES	1,050	1,229	2,000	2,000
0015035-535900	OTHER OPERATING SUPPLIES	218	38	500	500
0015035-536100	GRASS SEED AND SOD	2,000	2,338	2,000	2,000

035 PARKS

0015035

2024 CAPITAL OUTLAY

0015035 - PARKS

551400 (2) Mowers

\$26,000

TOTAL 0015035 - PARKS

\$26,000

Expenditures	Description	2021 Actual	2022 Actual	2023 Original	2024 Requested
0015035-536200	CHEMICALS	4,447	2,283	6,000	6,600
0015035-537100	DIESEL FUEL - ON SITE TANKS	4,327	5,726	8,000	8,000
0015035-537200	UNLEAD GASOLINE - ON SITE TANK	8,531	8,934	13,000	11,000
0015035-537300	LUBRICANTS & MOTOR OILS	2,736	-	700	700
0015035-537900	FUEL	10,875	15,104	13,000	15,000
0015035-533900	TREES AND LANDSCAPING	-	6,888	-	-
0015035-534950	SUPPLIES REIMBURSEMENT	-	(1,666)	-	-
	TOTAL COMMODITIES	95,791	97,909	115,130	117,967
0015035-541100	TAGS AND TAXES	58	1,271	-	-
0015035-541200	MEALS ON DUTY	89	274	300	300
0015035-541300	SUNDRY CHARGES	474	246	250	250
	TOTAL OTHER EXPENDITURES	620	1,791	550	550
0015035-551300	VEHICLES/TOWED/MOUNTED EQUIP	33,448	-	45,000	-
0015035-551400	MACHINERY AND EQUIPMENT	9,971	54,117	-	26,000
0015035-551700	GROUNDS IMPROVEMENTS	116	-	-	-
	TOTAL CAPITAL OUTLAY	43,536	54,117	45,000	26,000
0015035-561700	INTERNAL SUP - SVCE CTR BLDG	16,674	16,706	22,150	21,396
	TOTAL INTERNAL SUPPORT	16,674	16,706	22,150	21,396
	TOTAL EXPENSES	754,822	737,181	686,748	707,003

036 CEMETERY

0014036

2024 CAPITAL OUTLAY

0014036 - CEMETERY

551600 Misc. Grounds Improvements

\$10,000

TOTAL 0014036 - CEMETERY

\$10,000

Expenditures	Description	2021 Actual	2022 Actual	2023 Original	2024 Requested
0014036-511100	WAGES REGULAR EMPLOYEES	81,338	79,761	87,468	82,135
0014036-511200	OVERTIME WAGES	2,645	2,166	3,926	3,926
0014036-511300	WAGES-OTHER EMPLOYEES	24,190	12,280	26,799	26,880
0014036-515100	FICA	7,828	6,777	6,570	6,197
0014036-515200	KPERS CONTRIBUTIONS	7,933	6,974	7,839	7,820
0014036-515400	HEALTH INSURANCE	24,739	21,199	23,328	22,021
0014036-515500	UNEMPLOYMENT INSURANCE	108	189	189	200
0014036-515700	DEFERRED COMPENSATION MATCHING	520	280	520	-
0014036-515800	WORKERS COMPENSATION	2,775	2,530	3,276	3,276
0014036-516100	CELL PHONE ALLOWANCE	600	500	600	780
	TOTAL PERSONNEL SERVICES	152,678	132,656	160,515	153,235
0014036-521700	CONTRACTUAL SVCS-BLDGS/GROUNDS	-	50	-	-
0014036-522400	MEDICAL SERVICES	343	156	500	500
0014036-522700	OTHER PROFESSIONAL SERVICES	-	1,190	-	-
0014036-523100	ADVERTISING COSTS	33	-	-	-
0014036-524600	TRAVEL EXPENSES	-	-	500	500
0014036-524700	TRAINING/CONFERENCE FEES	32	70	500	500
0014036-528100	ELECTRICITY	2,045	1,951	2,800	2,800
0014036-528300	WATER	630	460	1,000	1,000
0014036-528500	REFUSE	1,924	1,776	1,800	1,800
0014036-528600	STORMWATER DRAINAGE	100	96	200	200
0014036-529100	EQUIPMENT RENT	8,000	8,400	8,000	-
	TOTAL CONTRACTUAL SERVICES	13,107	14,150	15,300	7,300

036 CEMETERY

0014036

2024 CAPITAL OUTLAY

0014036 - CEMETERY

551600 Misc. Grounds Improvements

\$10,000

TOTAL 0014036 - CEMETERY

\$10,000

Expenditures	Description	2021 Actual	2022 Actual	2023 Original	2024 Requested
0014036-530100	INSURANCE	2,162	2,119	2,193	2,714
0014036-533200	OFFICE SUPPLIES	489	444	300	300
0014036-533900	TREES AND LANDSCAPING	469	-	2,000	2,000
0014036-534100	BUILDING & GROUNDS SUPPLIES	6,217	7,020	12,000	10,000
0014036-534150	HEADSTONE & FOUNDATION REPAIR	197	314	1,200	1,200
0014036-534200	EQUIPMENT MAINTENANCE SUPPLIES	2,682	1,752	4,000	4,000
0014036-534300	VEHICLE MAINTENANCE SUPPLIES	743	774	3,400	2,000
0014036-534400	PROTECTION AND SAFETY EQUIP	1,088	719	500	500
0014036-534500	HAND TOOLS	334	-	600	600
0014036-534600	UNIFORMS AND ACCESSORIES	389	155	900	900
0014036-535900	OTHER OPERATING SUPPLIES	-	-	300	300
0014036-536200	CHEMICALS	-	-	200	200
0014036-537300	LUBRICANTS & MOTOR OILS	-	-	500	500
0014036-537900	FUEL	7,442	7,882	9,000	9,000
	TOTAL COMMODITIES	22,213	21,179	37,093	34,214
0014036-541100	TAGS AND TAXES	-	628	350	350
0014036-541300	SUNDRY CHARGES	22	-	128	128
	TOTAL OTHER EXPENDITURES	22	628	478	478
0014036-551400	MACHINERY AND EQUIPMENT	16,015	26,508	24,000	-
0014036-551600	BUILDING AND STRUCTURAL IMPR	-	-	10,000	10,000
	TOTAL CAPITAL OUTLAY	16,015	26,508	34,000	10,000
0014036-561700	INTERNAL SUP - SVCE CTR BLDG	4,864	4,873	6,461	6,241
	TOTAL INTERNAL SUPPORT	4,864	4,873	6,461	6,241
0014036-571700	CAPITAL LEASE PRINCIPAL	-	-	-	8,000
	TOTAL DEBT SERVICE	-	-	-	8,000
	TOTAL EXPENSES	208,898	199,995	253,847	219,468

037 AQUATIC CENTER

0015037

Expenditures	Description	2021 Actual	2022 Actual	2023 Original	2024 Requested
0015037-511200	OVERTIME WAGES	-	48	-	-
0015037-511300	WAGES-OTHER EMPLOYEES	88,983	100,213	95,171	110,000
0015037-515100	FICA	6,807	7,670	6,491	8,000
0015037-515500	UNEMPLOYMENT INSURANCE	89	200	176	42
0015037-515800	WORKERS COMPENSATION	1,581	1,431	500	500
0015037-515990	WAGES REIMBURSEMENT	-	-	2,000	-
	TOTAL PERSONNEL SERVICES	97,460	109,561	104,338	118,542
0015037-521700	CONTRACTUAL SVCS-BLDGS/GROUNDS	49	261	-	1,000
0015037-521900	CONTRACTUAL SVCS-OTHER EQUIP	-	-	1,000	1,000
0015037-522400	MEDICAL SERVICES	1,653	2,066	1,000	1,000
0015037-522700	OTHER PROFESSIONAL SERVICES	35	720	2,000	2,000
0015037-524600	TRAVEL EXPENSES	-	-	500	500
0015037-524700	TRAINING/CONFERENCE FEES	792	900	1,500	1,500
0015037-528100	ELECTRICITY	14,603	16,205	15,000	16,000
0015037-528300	WATER	16,960	21,848	19,000	20,000
0015037-528400	SEWER	3,215	3,261	6,000	6,000
0015037-528500	REFUSE	1,924	1,776	1,500	1,500
0015037-528600	STORMWATER DRAINAGE	100	96	100	100
0015037-522810	CREDIT CARD FEES	184	1,117	-	-
	TOTAL CONTRACTUAL SERVICES	39,515	48,249	47,600	50,600
0015037-530100	INSURANCE	3,664	3,511	3,640	4,525
0015037-532600	CONCESSIONS PURCHASES	9,989	12,121	10,000	10,000
0015037-533200	OFFICE SUPPLIES	147	88	300	300
0015037-534100	BUILDING & GROUNDS SUPPLIES	14,267	12,877	7,000	15,000
0015037-534200	EQUIPMENT MAINTENANCE SUPPLIES	723	741	500	500
0015037-534400	PROTECTION AND SAFETY EQUIP	180	395	900	900
0015037-534500	HAND TOOLS	6	-	100	100
0015037-534600	UNIFORMS AND ACCESSORIES	2,092	2,094	1,700	2,500
0015037-535900	OTHER OPERATING SUPPLIES	1,387	69	1,000	1,000
0015037-536200	CHEMICALS	14,488	28,871	15,000	25,000
	TOTAL COMMODITIES	46,942	60,766	40,140	59,825

037 AQUATIC CENTER

0015037

Expenditures	Description	2021 Actual	2022 Actual	2023 Original	2024 Requested
0015037-541300	SUNDRY CHARGES	40	83	-	-
0015037-541400	LICENSING FEES	250	250	300	300
	TOTAL OTHER EXPENDITURES	290	333	300	300
0015037-551600	BUILDING AND STRUCTURAL IMPR	-	-	50,000	-
	TOTAL CAPITAL OUTLAY	-	-	50,000	-
	TOTAL EXPENSES	184,206	218,910	242,378	229,267

038 BROADWAY SPORTS COMPLEX

0015038

Expenditures	Description	2021 Actual	2022 Actual	2023 Original	2024 Requested
0015038-511100	WAGES REGULAR EMPLOYEES	12,489	36,953	37,789	37,978
0015038-511200	OVERTIME WAGES	387	892	2,000	2,000
0015038-511300	WAGES-OTHER EMPLOYEES	-	-	6,720	6,720
0015038-515100	FICA	869	2,711	2,764	2,548
0015038-515200	KPERS CONTRIBUTIONS	1,249	3,569	3,364	3,582
0015038-515400	HEALTH INSURANCE	4,422	12,805	11,554	14,780
0015038-515500	UNEMPLOYMENT INSURANCE	13	75	76	92
0015038-515800	WORKERS COMPENSATION	-	187	-	-
0015038-515990	WAGES REIMBURSEMENT	(6,000)	(6,000)	-	(6,000)
0015038-516100	CELL PHONE ALLOWANCE	-	90	-	-
	TOTAL PERSONNEL SERVICES	13,428	51,282	64,267	61,700
0015038-521700	CONTRACTUAL SVCS-BLDGS/GROUNDS	-	-	5,000	5,000
0015038-521900	CONTRACTUAL SVCS-OTHER EQUIP	-	2,898	-	-
0015038-522400	MEDICAL SERVICES	-	-	200	200
0015038-522700	OTHER PROFESSIONAL SERVICES	-	177	-	-
0015038-524600	TRAVEL EXPENSES	-	130	1,200	1,200
0015038-524700	TRAINING/CONFERENCE FEES	34	944	500	500
0015038-528100	ELECTRICITY	15,156	18,034	13,000	14,300
0015038-528300	WATER	55,714	84,120	50,000	50,000
0015038-528500	REFUSE	5,590	5,160	6,000	6,000
0015038-528600	STORMWATER DRAINAGE	395	384	400	400
0015038-529100	EQUIPMENT RENT	3,436	4,128	4,000	4,000
	TOTAL CONTRACTUAL SERVICES	80,325	115,975	80,300	81,600

038 BROADWAY SPORTS COMPLEX

0015038

Expenditures	Description	2021 Actual	2022 Actual	2023 Original	2024 Requested
0015038-530100	INSURANCE	379	369	2,050	2,542
0015038-534100	BUILDING & GROUNDS SUPPLIES	20,179	30,231	25,000	34,000
0015038-534200	EQUIPMENT MAINTENANCE SUPPLIES	1,576	350	2,000	2,000
0015038-534300	VEHICLE MAINTENANCE SUPPLIES	253	-	1,000	1,000
0015038-534400	PROTECTION AND SAFETY EQUIP	-	-	500	500
0015038-534500	HAND TOOLS	418	519	1,000	1,000
0015038-534600	UNIFORMS AND ACCESSORIES	129	-	800	800
0015038-536100	GRASS SEED AND SOD	1,500	6,000	4,500	5,000
0015038-536200	CHEMICALS	3,000	3,000	3,000	3,300
0015038-537300	LUBRICANTS & MOTOR OILS	64	-	-	-
0015038-537900	FUEL	12	14	2,000	2,000
0015038-534950	SUPPLIES REIMBURSEMENT	-	(6,487)	-	-
	TOTAL COMMODITIES	27,510	33,996	41,850	52,142
0015038-541200	MEALS ON DUTY	-	-	150	150
0015038-541300	SUNDRY CHARGES	-	-	50	50
	TOTAL OTHER EXPENDITURES	-	-	200	200
0015038-551400	MACHINERY AND EQUIPMENT	30,543	-	15,000	-
0015038-551600	BUILDING AND STRUCTURAL IMPR	-	-	100,000	-
	TOTAL CAPITAL OUTLAY	30,543	-	115,000	-
0015038-561700	INTERNAL SUP - SVCE CTR BLDG	1,853	-	2,461	2,377
	TOTAL INTERNAL SUPPORT	1,853	-	2,461	2,377
	TOTAL EXPENSES	153,659	201,253	304,078	198,019

043 PUBLIC PARKING

001043

Expenditures	DescriptionFalse	2021 Actual	2022 Actual	2023 Original	2024 Requested
0012043-528300	WATER	72	-	200	200
	TOTAL CONTRACTUAL SERVICES	72	-	200	200
0012043-530100	INSURANCE	227	740	736	777
	TOTAL COMMODITIES	227	740	736	777
	TOTAL EXPENSES	299	740	936	977

047 ADMINISTRATIVE

0011047

Expenditures	Description	2021 Actual	2022 Actual	2023 Original	2024 Requested
0011047-528100	ELECTRICITY	264,575	263,817	250,000	210,000
0011047-528600	STORMWATER DRAINAGE	100	96	104	104
0011047-529200	BUILDING RENT	4,200	2,000	4,200	4,200
	TOTAL CONTRACTUAL SERVICES	268,875	265,913	254,304	214,304
0011047-541100	TAGS AND TAXES	-	1,355	600	600
0011047-541300	SUNDRY CHARGES	43,986	15,682	2,800	2,800
0011047-546600	CONTRIB TO DRUG TASK FORCE	1,800	-	5,000	5,000
0011047-546700	CONTRIB TO SWAT FORCE	-	-	3,800	3,800
0011047-549100	NEIGHBORHD REVITALIZATN REBATE	62,651	64,050	53,000	47,703
0011047-549900	CONTINGENCIES	13,014	-	194,187	444,187
0015047-545200	CONTRIB TO ARTS & HUMANITIES	25,000	25,000	25,000	30,000
0015047-545500	CONTRIB TO MUNICIPAL BAND	12,400	12,400	12,400	16,200
0015047-546800	CONTRIB TENNIS COURT PROJECT	4,000	4,000	4,000	4,000
0015047-546900	CONTRIB TO COWLEY HIST SOCIETY	3,500	3,500	3,500	4,200
0016047-545300	CONTRIB TO HEALTH DEPT	17,200	17,200	17,200	17,200
0016047-545800	CONTRIB TO BIG BROTHERS BIG SI	10,000	10,000	10,000	12,000
0016047-545900	CONTRIB TO CASA	4,000	4,000	4,000	4,800
0017047-545400	CONTRIB TO MAIN STREET	-	-	10,000	-
0018047-546400	CONTRIB TO ARK CITY/HUMANE SOC	500	2,000	2,000	2,000
0011047-547000	CONTRIB BASEBALL CPTLMAINT RES	8,000	4,000	4,000	4,000
	TOTAL OTHER EXPENDITURES	206,052	163,186	351,487	598,490
0011047-561100	INTERNAL SUPPORT - MIS	11,677	12,458	13,655	13,896
0011047-561200	INTERNAL SUPPORT - MGMT SVCES	46,611	54,832	53,592	50,597
0011047-561400	INTERNAL SUPPORT - PURCH/DOC	19,863	31,238	31,297	30,195
0011047-561500	INTERNAL SUP - CITY HALL BLDG	12,343	9,425	11,381	11,120
	TOTAL INTERNAL SUPPORT	90,495	107,953	109,925	105,808
0011047-581150	TRANSFER TO SENIOR CITIZEN CTR	3,500	3,500	10,000	5,000
0011047-581300	TRANSFER TO SPECIAL HIGHWAY	350,000	350,000	350,000	350,000
0011047-581700	TRANSFER TO WATER PRESERVATION	11,470	10,955	8,300	8,400
	TOTAL TRANSFERS OUT	364,970	364,455	368,300	363,400
	TOTAL EXPENSES	930,392	901,508	1,084,016	1,282,002

047 ADMINISTRATIVE

0011047

Expenditures	Description	2021 Actual	2022 Actual	2023 Original	2024 Requested
--------------	-------------	----------------	----------------	------------------	-------------------

060 BADEN SQUARE

0015060

Expenditures	Description	2021 Actual	2022 Actual	2023 Original	2024 Requested
0015060-511100	WAGES REGULAR EMPLOYEES	26,853	27,425	27,054	27,313
0015060-511200	OVERTIME WAGES	745	75	-	-
0015060-515100	FICA	2,102	2,428	2,000	1,934
0015060-515200	KPERS CONTRIBUTIONS	2,644	2,617	2,435	2,603
0015060-515400	HEALTH INSURANCE	3,128	3,106	3,082	3,550
0015060-515500	UNEMPLOYMENT INSURANCE	28	57	54	66
0015060-515700	DEFERRED COMPENSATION MATCHING	261	260	259	259
0015060-515800	WORKERS COMPENSATION	618	504	500	500
0015060-516100	CELL PHONE ALLOWANCE	300	300	300	300
	TOTAL PERSONNEL SERVICES	36,681	36,773	35,684	36,525
0015060-521700	CONTRACTUAL SVCS-BLDGS/GROUNDS	39,207	36,106	42,000	42,000
0015060-521900	CONTRACTUAL SVCS-OTHER EQUIP	10,729	4,458	7,500	7,500
0015060-522400	MEDICAL SERVICES	93	-	100	100
0015060-522700	OTHER PROFESSIONAL SERVICES	-	-	400	400
0015060-523100	ADVERTISING COSTS	-	-	75	75
0015060-524700	TRAINING/CONFERENCE FEES	-	-	200	200
0015060-527100	TELE. SERVICE & LAND LINES	1,511	-	-	-
0015060-528100	ELECTRICITY	71,095	91,852	72,000	80,000
0015060-528200	NATURAL GAS	16,363	31,529	26,000	26,000
0015060-528300	WATER	2,199	2,070	2,400	2,400
0015060-528400	SEWER	1,471	1,391	2,000	2,000
0015060-528500	REFUSE	7,097	6,551	7,150	7,150
0015060-528600	STORMWATER DRAINAGE	300	296	144	144
	TOTAL CONTRACTUAL SERVICES	150,064	174,253	159,969	167,969

060 BADEN SQUARE

0015060

Expenditures	Description	2021 Actual	2022 Actual	2023 Original	2024 Requested
0015060-530100	INSURANCE	13,395	10,058	21,868	27,304
0015060-534100	BUILDING & GROUNDS SUPPLIES	676	6,634	5,000	5,000
0015060-534200	EQUIPMENT MAINTENANCE SUPPLIES	110	368	2,000	2,000
0015060-534300	VEHICLE MAINTENANCE SUPPLIES	540	-	500	500
0015060-534400	PROTECTION AND SAFETY EQUIP	-	16	100	100
0015060-534500	HAND TOOLS	-	-	250	250
0015060-535900	OTHER OPERATING SUPPLIES	-	-	250	250
0015060-537900	FUEL	184	176	150	150
0015060-533200	OFFICE SUPPLIES	-	44	-	-
	TOTAL COMMODITIES	14,904	17,297	30,118	35,554
0015060-561700	INTERNAL SUP - SVCE CTR BLDG	372	373	494	477
	TOTAL INTERNAL SUPPORT	372	373	494	477
0015060-581200	TRANSFER TO CIP	25,000	25,000	25,000	25,000
0015060-581400	TRANSFER TO BOND AND INTEREST	3,590	3,590	39,590	41,607
	TOTAL TRANSFERS OUT	28,590	28,590	64,590	66,607
	TOTAL EXPENSES	230,611	257,285	290,855	307,132
FUND TOTAL - General Fund					
	FUND TOTAL EXPENSES	9,710,021	9,761,842	9,938,432	10,333,338
	FUND TOTAL REVENUE	(9,839,907)	(9,703,943)	(9,938,432)	(10,332,526)
	FUND NET	(129,886)	57,899	-	812

FLOOD CONTROL FUND

106

Revenues	Description	2021 Actual	2022 Actual	2023 Original	2024 Requested
106-461100	INVESTMENT INTEREST	(24)	(103)	(350)	(350)
	TOTAL MISCELLANEOUS INCOME	(24)	(103)	(350)	(350)
	TOTAL REVENUE	(24)	(103)	(350)	(350)

071 FLOOD CONTROL MAINTENANCE

106071

Expenditures	Description	2021 Actual	2022 Actual	2023 Original	2024 Requested
106071-511300	WAGES-OTHER EMPLOYEES	-	-	4,000	-
	TOTAL PERSONNEL SERVICES	-	-	4,000	-
106071-521700	CONTRACTUAL SVCS-BLDGS/GROUNDS	34	-	5,000	5,000
106071-529100	EQUIPMENT RENT	-	-	250	250
	TOTAL CONTRACTUAL SERVICES	34	-	5,250	5,250
1063071-534100	BUILDING & GROUNDS SUPPLIES	396	2,989	5,000	5,000
	TOTAL COMMODITIES	396	2,989	5,000	5,000
	TOTAL EXPENSES	430	2,989	14,250	10,250
FUND TOTAL - FLOOD CONTROL FUND					
	FUND TOTAL EXPENSES	430	2,989	14,250	10,250
	FUND TOTAL REVENUE	(24)	(103)	(350)	(350)
	FUND NET	406	2,886	13,900	9,900

ALCOHOL & DRUG SAFETY ACTION

115

Revenues	Description	2021 Actual	2022 Actual	2023 Original	2024 Requested
115-461100	INVESTMENT INTEREST	(1)	(3)	(3)	(3)
	TOTAL MISCELLANEOUS INCOME	(1)	(3)	(3)	(3)
	TOTAL REVENUE	(1)	(3)	(3)	(3)

070 COURT EQUIPMENT

1156070

Expenditures	Description	2021 Actual	2022 Actual	2023 Original	2024 Requested
FUND TOTAL - ALCOHOL & DRUG SAFETY ACTION					
	FUND TOTAL EXPENSES	-	-	-	-
	FUND TOTAL REVENUE	(1)	(3)	(3)	(3)
	FUND NET	(1)	(3)	(3)	(3)

SPECIAL PARKS AND RECREATION

116

Revenues	Description	2021 Actual	2022 Actual	2023 Original	2024 Requested
116-416300	TOWER RENTS	(17,025)	(17,197)	(17,396)	(18,244)
	TOTAL TAX REVENUE	(17,025)	(17,197)	(17,396)	(18,244)
116-437600	ALCOHOLIC BEVERAGE TAX	(23,338)	(31,910)	(27,582)	(32,486)
	TOTAL INTERGOVERNMENTAL	(23,338)	(31,910)	(27,582)	(32,486)
116-461100	INVESTMENT INTEREST	(102)	(655)	(800)	(800)
116-464100	CONTRIBUTIONS TO CITY	(1,653)	(700)	(500)	(500)
116-468200	MISCELLANEOUS INCOME	(475)	-	(500)	(500)
	TOTAL MISCELLANEOUS INCOME	(2,230)	(1,355)	(1,800)	(1,800)
	TOTAL REVENUE	(42,592)	(50,463)	(46,778)	(52,530)

072 SPECIAL PARKS/RECREATION

1165072

Expenditures	Description	2021 Actual	2022 Actual	2023 Original	2024 Requested
1165072-534100	BUILDING & GROUNDS SUPPLIES	-	17,496	10,000	10,000
	TOTAL COMMODITIES	-	17,496	10,000	10,000
1165072-551700	GROUNDS IMPROVEMENTS	-	10,021	120,000	60,000
	TOTAL CAPITAL OUTLAY	-	10,021	120,000	60,000
	TOTAL EXPENSES	-	27,517	130,000	70,000
FUND TOTAL - SPECIAL PARKS AND RECREATION					
	FUND TOTAL EXPENSES	-	27,517	130,000	70,000
	FUND TOTAL REVENUE	(42,592)	(50,463)	(46,778)	(52,530)
	FUND NET	(42,592)	(22,945)	83,222	17,470

SPECIAL ALCOHOL/DRUG PROGRAMS

117

Revenues	Description	2021 Actual	2022 Actual	2023 Original	2024 Requested
117-437600	ALCOHOLIC BEVERAGE TAX	(23,338)	(31,910)	(27,582)	(32,486)
	TOTAL INTERGOVERNMENTAL	(23,338)	(31,910)	(27,582)	(32,486)
117-461100	INVESTMENT INTEREST	(19)	(116)	(250)	(250)
117-468200	MISCELLANEOUS INCOME	(950)	(1,400)	(1,800)	(1,800)
	TOTAL MISCELLANEOUS INCOME	(969)	(1,516)	(2,050)	(2,050)
	TOTAL REVENUE	(24,307)	(33,427)	(29,632)	(34,536)

074 SPECIAL ALCOHOL

1176074

Expenditures	Description	2021 Actual	2022 Actual	2023 Original	2024 Requested
1176074-511100	WAGES REGULAR EMPLOYEES	16,278	16,796	15,687	16,037
1176074-511200	OVERTIME WAGES	-	-	35	35
1176074-515100	FICA	1,173	1,214	1,128	1,114
1176074-515300	KP&F CONTRIBUTIONS	3,738	3,866	3,607	3,666
1176074-515400	HEALTH INSURANCE	3,687	3,772	3,499	4,433
1176074-515500	UNEMPLOYMENT INSURANCE	16	34	32	39
1176074-515800	WORKERS COMPENSATION	273	243	382	382
	TOTAL PERSONNEL SERVICES	25,165	25,925	24,370	25,706
1176074-534600	UNIFORMS AND ACCESSORIES	-	-	50	50
1176074-535900	OTHER OPERATING SUPPLIES	-	-	50	50
	TOTAL COMMODITIES	-	-	100	100
	TOTAL EXPENSES	25,165	25,925	24,470	25,806
FUND TOTAL - SPECIAL ALCOHOL/DRUG PROGRAMS					
	FUND TOTAL EXPENSES	25,165	25,925	24,470	25,806
	FUND TOTAL REVENUE	(24,307)	(33,427)	(29,632)	(34,536)
	FUND NET	858	(7,502)	(5,162)	(8,730)

SPECIAL LAW ENFORCEMENT TR FUN

119

Revenues	Description	2021 Actual	2022 Actual	2023 Original	2024 Requested
119-437700	DRUG TAX	(1,624)	-	-	-
	TOTAL INTERGOVERNMENTAL	(1,624)	-	-	-
119-461100	INVESTMENT INTEREST	(33)	(167)	(300)	(300)
119-468200	MISCELLANEOUS INCOME	(225)	-	(300)	(300)
	TOTAL MISCELLANEOUS INCOME	(258)	(167)	(600)	(600)
	TOTAL REVENUE	(1,882)	(167)	(600)	(600)

073 LAW ENFORCEMENT TRUST FUND

1192073

Expenditures	Description	2021 Actual	2022 Actual	2023 Original	2024 Requested
1192073-522300	ATTORNEY SERVICES	-	-	2,000	2,000
	TOTAL CONTRACTUAL SERVICES	-	-	2,000	2,000
1192073-549900	CONTINGENCIES	-	-	10,000	10,000
	TOTAL OTHER EXPENDITURES	-	-	10,000	10,000
	TOTAL EXPENSES	-	-	12,000	12,000
FUND TOTAL - SPECIAL LAW ENFORCEMENT TR FUN					
	FUND TOTAL EXPENSES	-	-	12,000	12,000
	FUND TOTAL REVENUE	(1,882)	(167)	(600)	(600)
	FUND NET	(1,882)	(167)	11,400	11,400

WATER PRESERVATION FUND

120

Revenues	Description	2021 Actual	2022 Actual	2023 Original	2024 Requested
120-461100	INVESTMENT INTEREST	(219)	(1,274)	(1,000)	(1,000)
	TOTAL MISCELLANEOUS INCOME	(219)	(1,274)	(1,000)	(1,000)
120-491110	TRANSFER FROM GENERAL	(11,470)	(10,955)	(8,400)	(8,400)
120-491140	TRANSFER FROM WATER	(37,043)	(41,013)	(37,680)	(40,000)
	TOTAL TRANSFERS IN	(48,513)	(51,968)	(46,080)	(48,400)
	TOTAL REVENUE	(48,732)	(53,242)	(47,080)	(49,400)

075 WATER QUALITY

1206075

Expenditures	Description	2021 Actual	2022 Actual	2023 Original	2024 Requested
1206075-521900	CONTRACTUAL SVCS-OTHER EQUIP	585	7,873	32,000	32,000
	TOTAL CONTRACTUAL SERVICES	585	7,873	32,000	32,000
120075-581200	TRANSFER TO CIP	8,300	8,300	8,300	8,300
	TOTAL TRANSFERS OUT	8,300	8,300	8,300	8,300
	TOTAL EXPENSES	8,885	16,173	40,300	40,300
FUND TOTAL - WATER PRESERVATION FUND					
	FUND TOTAL EXPENSES	8,885	16,173	40,300	40,300
	FUND TOTAL REVENUE	(48,732)	(53,242)	(47,080)	(49,400)
	FUND NET	(39,847)	(37,069)	(6,780)	(9,100)

SENIOR CITIZENS CENTER FUND

122

Revenues	Description	2021 Actual	2022 Actual	2023 Original	2024 Requested
122-438100	COWLEY COUNTY COUNCIL ON AGING	(4,000)	(3,000)	(4,000)	(4,000)
	TOTAL INTERGOVERNMENTAL	(4,000)	(3,000)	(4,000)	(4,000)
122-461100	INVESTMENT INTEREST	(13)	(75)	(75)	(75)
122-468200	MISCELLANEOUS INCOME	(2,660)	(3,328)	(1,500)	(1,500)
	TOTAL MISCELLANEOUS INCOME	(2,673)	(3,402)	(1,575)	(1,575)
122-491110	TRANSFER FROM GENERAL	(3,500)	(3,500)	(10,000)	(5,000)
	TOTAL TRANSFERS IN	(3,500)	(3,500)	(10,000)	(5,000)
	TOTAL REVENUE	(10,173)	(9,902)	(15,575)	(10,575)

076 SENIOR CITIZENS

1225076

Expenditures	Description	2021 Actual	2022 Actual	2023 Original	2024 Requested
1225076-521700	CONTRACTUAL SVCS-BLDGS/GROUNDS	1,301	1,652	1,200	1,200
1225076-522700	OTHER PROFESSIONAL SERVICES	1,140	1,140	8,140	3,000
1225076-529200	BUILDING RENT	6,000	6,000	6,000	6,000
	TOTAL CONTRACTUAL SERVICES	8,441	8,792	15,340	10,200
	TOTAL EXPENSES	8,441	8,792	15,340	10,200
FUND TOTAL - SENIOR CITIZENS CENTER FUND					
	FUND TOTAL EXPENSES	8,441	8,792	15,340	10,200
	FUND TOTAL REVENUE	(10,173)	(9,902)	(15,575)	(10,575)
	FUND NET	(1,733)	(1,110)	(235)	(375)

SPECIAL LIABILITY FUND

125

Revenues	Description	2021 Actual	2022 Actual	2023 Original	2024 Requested
125-411100	CURRENT PROPERTY TAX	(117,890)	(126,479)	(131,671)	(173,443)
125-411110	DELINQUENT PERSONAL TAX	(80)	(147)	-	-
125-411120	REDEMPTION AND PRIOR YEAR ADJU	(3,654)	(3,918)	(2,000)	(2,000)
125-411200	TRUCK TAX	(54)	(55)	(66)	(70)
125-411300	RECREATIONAL VEHICLE TAX	(311)	(223)	(255)	(210)
125-411400	MOTOR VEHICLE TAX	(21,193)	(16,208)	(17,406)	(15,394)
125-411500	PAYMENTS IN LIEU OF TAXES	(161)	(192)	(100)	(100)
125-411600	COMMERCIAL VEHICLE TAX	(250)	(175)	(202)	(166)
	TOTAL TAX REVENUE	(143,592)	(147,396)	(151,700)	(191,383)
125-461100	INVESTMENT INTEREST	(5)	11	(100)	(100)
	TOTAL MISCELLANEOUS INCOME	(5)	11	(100)	(100)
125-491191	TRANSFER FROM WASTEWATER	-	(1,979)	-	-
	TOTAL TRANSFERS IN	-	(1,979)	-	-
	TOTAL REVENUE	(143,597)	(149,364)	(151,800)	(191,483)

077 SPECIAL LIABILITY

1251077

Expenditures	Description	2021 Actual	2022 Actual	2023 Original	2024 Requested
1251077-530100	INSURANCE	145,631	146,314	147,480	184,346
	TOTAL COMMODITIES	145,631	146,314	147,480	184,346
1251077-549100	NEIGHBORHD REVITALIZATN REBATE	2,817	3,051	2,256	2,453
	TOTAL OTHER EXPENDITURES	2,817	3,051	2,256	2,453
	TOTAL EXPENSES	148,448	149,365	149,736	186,799
FUND TOTAL - SPECIAL LIABILITY FUND					
	FUND TOTAL EXPENSES	148,448	149,365	149,736	186,799
	FUND TOTAL REVENUE	(143,597)	(149,364)	(151,800)	(191,483)
	FUND NET	4,851	1	(2,064)	(4,684)

BASEBALL CAPITAL/MAINT RESERVE

128

Revenues	Description	2021 Actual	2022 Actual	2023 Original	2024 Requested
128-461100	INVESTMENT INTEREST	(18)	(106)	-	-
128-468200	MISCELLANEOUS INCOME	(20,000)	(16,000)	(12,000)	(12,000)
	TOTAL MISCELLANEOUS INCOME	(20,018)	(16,106)	(12,000)	(12,000)
128-491110	TRANSFER FROM GENERAL	-	-	(4,000)	-
	TOTAL TRANSFERS IN	-	-	(4,000)	-
	TOTAL REVENUE	(20,018)	(16,106)	(16,000)	(12,000)

099 CAPITAL IMPROVEMENTS

128099

Expenditures	Description	2021 Actual	2022 Actual	2023 Original	2024 Requested
128099-534100	BUILDING & GROUNDS SUPPLIES	2,100	-	-	-
	TOTAL COMMODITIES	2,100	-	-	-
128099-551700	GROUNDS IMPROVEMENTS	16,535	4,108	16,000	16,000
	TOTAL CAPITAL OUTLAY	16,535	4,108	16,000	16,000
	TOTAL EXPENSES	18,635	4,108	16,000	16,000
FUND TOTAL - BASEBALL CAPITAL/MAINT RESERVE					
	FUND TOTAL EXPENSES	18,635	4,108	16,000	16,000
	FUND TOTAL REVENUE	(20,018)	(16,106)	(16,000)	(12,000)
	FUND NET	(1,383)	(11,998)	-	4,000

CONSOLIDATED STREETS/HWAY FUND

132

Revenues	Description	2021 Actual	2022 Actual	2023 Original	2024 Requested
132-413300	CIP SALES TAX 2	(823,335)	(882,009)	(800,000)	(920,000)
	TOTAL TAX REVENUE	(823,335)	(882,009)	(800,000)	(920,000)
132-437100	STATE HIGHWAY AID-COUNTY	(57,601)	(51,340)	(49,890)	(48,760)
132-437200	STATE HIGHWAY AID-DIRECT	(445,669)	(419,363)	(332,060)	(323,150)
132-437450	FEDERAL EXCHANGE DOLLARS-KDOT	(150,747)	(149,642)	(126,000)	(150,000)
	TOTAL INTERGOVERNMENTAL	(654,016)	(620,345)	(507,950)	(521,910)
132-461100	INVESTMENT INTEREST	(1,539)	(8,126)	(4,000)	(4,000)
132-468100	REFUNDS OF EXPENDITURES	-	(45,307)	-	-
132-468200	MISCELLANEOUS INCOME	-	-	(30)	(30)
132-468300	REIMBURSEMENT FOR SERVICES	(8,274)	(2,125)	(1,500)	(1,500)
	TOTAL MISCELLANEOUS INCOME	(9,813)	(55,558)	(5,530)	(5,530)
132-481100	SALE OF EQUIPMENT	-	(16,000)	-	-
132-481300	SALE OF SCRAP	(249)	(554)	-	-
132-481400	SALES OF INVENTORY/SUPPLIES	(75)	-	-	-
	TOTAL SALES OF PROPERTY	(324)	(16,554)	-	-
132-491110	TRANSFER FROM GENERAL	(350,000)	(350,000)	(350,000)	(350,000)
	TOTAL TRANSFERS IN	(350,000)	(350,000)	(350,000)	(350,000)
	TOTAL REVENUE	(1,837,489)	(1,924,466)	(1,663,480)	(1,797,440)

080 STREETS

1323080

2024 CAPITAL OUTLAY

1323080 - STREETS

551400 Loader	\$45,000
551400 Salt Brine Sprayer and tank.	\$35,000

TOTAL 1323080 - STREETS **\$80,000**

Expenditures	DescriptionFalse	2021 Actual	2022 Actual	2023 Original	2024 Requested
1323080-511100	WAGES REGULAR EMPLOYEES	236,238	240,133	238,242	243,889
1323080-511200	OVERTIME WAGES	6,390	5,008	2,206	6,000
1323080-515100	FICA	17,913	18,034	17,216	17,816
1323080-515200	KPERS CONTRIBUTIONS	22,977	23,114	21,258	22,874
1323080-515400	HEALTH INSURANCE	49,631	51,398	47,322	54,000
1323080-515500	UNEMPLOYMENT INSURANCE	245	493	481	584
1323080-515700	DEFERRED COMPENSATION MATCHING	1,040	1,040	1,040	1,040
1323080-515800	WORKERS COMPENSATION	9,504	6,673	10,965	10,965
1323080-516100	CELL PHONE ALLOWANCE	600	600	600	600
	TOTAL PERSONNEL SERVICES	344,538	346,493	339,330	357,768
1323080-521600	CITIZENS ACADEMY	-	-	1,000	1,000
1323080-521900	CONTRACTUAL SVCS-OTHER EQUIP	475	367	600	600
1323080-522100	ARCH/ENG/PLAN/ABSTRCT/APPR SVC	-	-	1,750	1,750
1323080-522400	MEDICAL SERVICES	308	636	400	400
1323080-523100	ADVERTISING COSTS	-	-	200	200
1323080-524600	TRAVEL EXPENSES	-	-	200	200
1323080-524700	TRAINING/CONFERENCE FEES	-	800	650	650
1323080-529100	EQUIPMENT RENT	24,009	56,047	70,000	10,000
1323080-522700	OTHER PROFESSIONAL SERVICES	-	86	-	-
	TOTAL CONTRACTUAL SERVICES	24,791	57,936	74,800	14,800

080 STREETS

1323080

2024 CAPITAL OUTLAY

1323080 - STREETS

551400	Loader	\$45,000
551400	Salt Brine Sprayer and tank.	\$35,000

TOTAL 1323080 - STREETS **\$80,000**

Expenditures	DescriptionFalse	2021 Actual	2022 Actual	2023 Original	2024 Requested
1323080-530100	INSURANCE	3,920	4,333	4,455	5,380
1323080-533100	REF MATERIAL/BOOKS/MAGAZINES	-	-	100	100
1323080-533200	OFFICE SUPPLIES	-	-	100	100
1323080-534100	BUILDING & GROUNDS SUPPLIES	700	1,133	1,000	1,000
1323080-534200	EQUIPMENT MAINTENANCE SUPPLIES	4,644	2,025	6,000	6,000
1323080-534300	VEHICLE MAINTENANCE SUPPLIES	25,871	21,282	31,500	31,500
1323080-534400	PROTECTION AND SAFETY EQUIP	326	517	750	750
1323080-534500	HAND TOOLS	518	971	1,000	1,000
1323080-534600	UNIFORMS AND ACCESSORIES	1,705	1,966	2,000	2,000
1323080-534900	STREET MAINTENANCE SUPPLIES	37,939	47,049	55,000	55,000
1323080-535300	TRAFFIC CONTROL DEVICE SUPPLY	9,404	3,277	10,000	10,000
1323080-535900	OTHER OPERATING SUPPLIES	-	87	600	600
1323080-536200	CHEMICALS	976	220	1,500	1,500
1323080-537900	FUEL	27,857	36,127	40,000	50,000
	TOTAL COMMODITIES	113,858	118,987	154,005	164,930
1323080-541100	TAGS AND TAXES	-	29	30	30
1323080-541200	MEALS ON DUTY	-	149	300	300
1323080-541300	SUNDRY CHARGES	22	49	400	400
	TOTAL OTHER EXPENDITURES	22	227	730	730
1323080-551300	VEHICLES/TOWED/MOUNTED EQUIP	44,508	-	-	-
1323080-551400	MACHINERY AND EQUIPMENT	-	75,676	58,500	80,000
1323080-551900	STREETS/DRAINAGE IMPROVEMENTS	778,977	381,644	700,000	700,000
	TOTAL CAPITAL OUTLAY	823,485	457,320	758,500	780,000

080 STREETS

1323080

2024 CAPITAL OUTLAY

1323080 - STREETS

551400	Loader	\$45,000
551400	Salt Brine Sprayer and tank.	\$35,000

TOTAL 1323080 - STREETS **\$80,000**

Expenditures	Description	2021 Actual	2022 Actual	2023 Original	2024 Requested
1323080-561100	INTERNAL SUPPORT - MIS	5,670	6,228	6,827	6,948
1323080-561200	INTERNAL SUPPORT - MGMT SVCES	23,306	27,416	26,796	25,299
1323080-561400	INTERNAL SUPPORT - PURCH/DOC	3,462	5,444	5,455	5,263
1323080-561500	INTERNAL SUP - CITY HALL BLDG	1,021	779	941	919
1323080-561600	INTERNAL SUPPORT - ENGINEERING	10,612	14,858	13,687	17,284
1323080-561700	INTERNAL SUP - SVCE CTR BLDG	30,268	30,327	40,208	38,840
1323080-561800	INTERNAL SUP - OPER CTR BLDG	42,976	35,702	38,154	33,068
	TOTAL INTERNAL SUPPORT	117,313	120,755	132,067	127,621
1323080-571700	CAPITAL LEASE PRINCIPAL	-	-	-	56,100
	TOTAL DEBT SERVICE	-	-	-	56,100
132080-581400	TRANSFER TO BOND AND INTEREST	63,520	62,720	66,820	65,820
132080-581950	TRANSFER TO CAPITAL PROJ FDS	-	452,538	-	-
	TOTAL TRANSFERS OUT	63,520	515,258	66,820	65,820
	TOTAL EXPENSES	1,487,528	1,616,975	1,526,253	1,567,769

FUND TOTAL - CONSOLIDATED STREETS/HWAY FUND

FUND TOTAL EXPENSES	1,487,528	1,616,975	1,526,253	1,567,769
FUND TOTAL REVENUE	(1,837,489)	(1,924,466)	(1,663,480)	(1,797,440)
FUND NET	(349,961)	(307,490)	(137,227)	(229,671)

INDUSTRIAL DEVELOPMENT FUND

133

Revenues	Description	2021 Actual	2022 Actual	2023 Original	2024 Requested
133-411100	CURRENT PROPERTY TAX	-	(11,092)	(10,134)	(7,735)
133-411110	DELINQUENT PERSONAL TAX	-	(13)	-	-
133-411120	REDEMPTION AND PRIOR YEAR ADJU	(92)	(48)	-	-
133-411200	TRUCK TAX	(1)	-	-	(5)
133-411300	RECREATIONAL VEHICLE TAX	-	-	-	(16)
133-411400	MOTOR VEHICLE TAX	(16)	-	-	(1,185)
133-411500	PAYMENTS IN LIEU OF TAXES	-	(15)	-	-
133-411600	COMMERCIAL VEHICLE TAX	-	-	-	(13)
	TOTAL TAX REVENUE	(109)	(11,168)	(10,134)	(8,954)
133-461100	INVESTMENT INTEREST	(6)	(52)	-	-
133-462500	FARM LEASE INCOME	(1,406)	(1,406)	(1,720)	(1,720)
	TOTAL MISCELLANEOUS INCOME	(1,412)	(1,458)	(1,720)	(1,720)
	TOTAL REVENUE	(1,522)	(12,626)	(11,854)	(10,674)

090 INDUSTRIAL DEVELOPMENT

1337090

Expenditures	Description	2021 Actual	2022 Actual	2023 Original	2024 Requested
1337090-523100	ADVERTISING COSTS	-	-	150	150
1337090-525800	OTHER FEES	-	-	1,074	1,074
1337090-528100	ELECTRICITY	-	-	100	100
1337090-528600	STORMWATER DRAINAGE	-	-	50	50
	TOTAL CONTRACTUAL SERVICES	-	-	1,374	1,374
1337090-541100	TAGS AND TAXES	-	9,212	900	900
1337090-541300	SUNDRY CHARGES	703	703	500	500
1337090-549900	CONTINGENCIES	-	-	13,976	13,976
1331090-549100	NEIGHBORHD REVITALIZATN REBATE	-	268	134	109
	TOTAL OTHER EXPENDITURES	703	10,183	15,510	15,485
	TOTAL EXPENSES	703	10,183	16,884	16,859
FUND TOTAL - INDUSTRIAL DEVELOPMENT FUND					
	FUND TOTAL EXPENSES	703	10,183	16,884	16,859
	FUND TOTAL REVENUE	(1,522)	(12,626)	(11,854)	(10,674)
	FUND NET	(819)	(2,443)	5,030	6,185

TOURISM AND CONVENTION FUND

134

Revenues	Description	2021 Actual	2022 Actual	2023 Original	2024 Requested
134-437500	TRANSIENT GUEST TAX	(67,025)	(78,727)	(75,000)	(75,000)
	TOTAL INTERGOVERNMENTAL	(67,025)	(78,727)	(75,000)	(75,000)
134-461100	INVESTMENT INTEREST	(68)	(445)	(500)	(500)
134-468100	REFUNDS OF EXPENDITURES	(2,790)	(1,915)	-	-
	TOTAL MISCELLANEOUS INCOME	(2,858)	(2,360)	(500)	(500)
	TOTAL REVENUE	(69,883)	(81,087)	(75,500)	(75,500)

081 CONVENTION AND TOURISM

1347081

Expenditures	Description	2021 Actual	2022 Actual	2023 Original	2024 Requested
134081-524100	PRINTING/PHOTO SERVICES	40	-	-	-
134081-524700	TRAINING/CONFERENCE FEES	35	-	-	-
1347081-522700	OTHER PROFESSIONAL SERVICES	1,873	1,366	1,600	1,600
1347081-523100	ADVERTISING COSTS	-	724	500	500
1347081-524600	TRAVEL EXPENSES	-	1,150	135	135
1347081-527100	TELE. SERVICE & LAND LINES	331	741	-	-
	TOTAL CONTRACTUAL SERVICES	2,279	3,981	2,235	2,235
1347081-534100	BUILDING & GROUNDS SUPPLIES	184	79	-	-
	TOTAL COMMODITIES	184	79	-	-
134081-541300	SUNDRY CHARGES	651	-	-	-
1347081-546500	CONTRIB TO OTHER	25,605	25,805	28,000	28,000
1347081-541300	SUNDRY CHARGES	-	128	-	-
	TOTAL OTHER EXPENDITURES	26,256	25,933	28,000	28,000
134081-551100	OFFICE FURNITURE & EQUIPMENT	263	-	-	-
	TOTAL CAPITAL OUTLAY	263	-	-	-
	TOTAL EXPENSES	28,982	29,993	30,235	30,235

091 ADVISORY COMM DISCRETIONARY

1347091

Expenditures	Description	2021 Actual	2022 Actual	2023 Original	2024 Requested
1347091-523100	ADVERTISING COSTS	1,589	3,987	8,000	8,000
1347091-524100	PRINTING/PHOTO SERVICES	3,139	3,152	2,000	2,000
1347091-524600	TRAVEL EXPENSES	86	186	1,000	1,000
1347091-524700	TRAINING/CONFERENCE FEES	-	238	500	500
1347091-525100	DUES/MEMBERSHIP FEES	1,553	653	1,000	1,000
1347091-527100	TELE. SERVICE & LAND LINES	-	-	500	500
	TOTAL CONTRACTUAL SERVICES	6,366	8,217	13,000	13,000
1347091-533200	OFFICE SUPPLIES	-	-	300	300
	TOTAL COMMODITIES	-	-	300	300
1347091-541300	SUNDRY CHARGES	-	300	300	300
1347091-546500	CONTRIB TO OTHER	17,500	26,090	25,000	25,000
	TOTAL OTHER EXPENDITURES	17,500	26,390	25,300	25,300
	TOTAL EXPENSES	23,866	34,607	38,600	38,600
FUND TOTAL - TOURISM AND CONVENTION FUND					
	FUND TOTAL EXPENSES	52,849	64,601	68,835	68,835
	FUND TOTAL REVENUE	(69,883)	(81,087)	(75,500)	(75,500)
	FUND NET	(17,035)	(16,486)	(6,665)	(6,665)

CEMETERY IMPROVEMENTS

135

Revenues	Description	2021 Actual	2022 Actual	2023 Original	2024 Requested
135-446100	SALE OF CEMETERY LOTS	(11,502)	(10,853)	(10,000)	(10,000)
135-446400	PRE-NEED PAYMENTS	25	-	(200)	(200)
	TOTAL CHARGES FOR SERVICES	(11,477)	(10,853)	(10,200)	(10,200)
135-461100	INVESTMENT INTEREST	(59)	(338)	(500)	(500)
135-464100	CONTRIBUTIONS TO CITY	-	-	(200)	(200)
135-468200	MISCELLANEOUS INCOME	(150)	-	-	-
	TOTAL MISCELLANEOUS INCOME	(209)	(338)	(700)	(700)
	TOTAL REVENUE	(11,686)	(11,191)	(10,900)	(10,900)

083 CEMETERY IMPROVEMENTS

1354083

2024 CAPITAL OUTLAY

1354083 - CEMETERY IMPROVEMENTS

551700 Replace Main Waterline at Highland Cemetery \$15,000

TOTAL 1354083 - CEMETERY IMPROVEMENTS **\$15,000**

Expenditures	Description	2021 Actual	2022 Actual	2023 Original	2024 Requested
1354083-534100	BUILDING & GROUNDS SUPPLIES	1,752	75	8,500	8,500
	TOTAL COMMODITIES	1,752	75	8,500	8,500
1354083-551700	GROUNDS IMPROVEMENTS	1,362	-	23,000	15,000
	TOTAL CAPITAL OUTLAY	1,362	-	23,000	15,000
	TOTAL EXPENSES	3,113	75	31,500	23,500

FUND TOTAL - CEMETERY IMPROVEMENTS

FUND TOTAL EXPENSES	3,113	75	31,500	23,500
FUND TOTAL REVENUE	(11,686)	(11,191)	(10,900)	(10,900)
FUND NET	(8,573)	(11,116)	20,600	12,600

FAIRGROUND IMPROVEMENTS FUND

136

Revenues	Description	2021 Actual	2022 Actual	2023 Original	2024 Requested
136-447600	FAIRGROUND BUILDING USE FEES	(27,193)	(25,179)	(15,000)	(25,000)
	TOTAL CHARGES FOR SERVICES	(27,193)	(25,179)	(15,000)	(25,000)
136-461100	INVESTMENT INTEREST	(191)	(988)	(1,500)	(1,500)
136-464100	CONTRIBUTIONS TO CITY	(1,185)	(3,472)	-	-
	TOTAL MISCELLANEOUS INCOME	(1,375)	(4,460)	(1,500)	(1,500)
	TOTAL REVENUE	(28,568)	(29,639)	(16,500)	(26,500)

084 FAIRGROUND IMPROVEMENTS

1365084

Expenditures	Description	2021 Actual	2022 Actual	2023 Original	2024 Requested
1365084-549900	CONTINGENCIES	881	215	50,000	50,000
	TOTAL OTHER EXPENDITURES	881	215	50,000	50,000
1365084-551600	BUILDING AND STRUCTURAL IMPR	2,745	1,899	25,000	25,000
1365084-551700	GROUNDS IMPROVEMENTS	-	1,677	-	-
	TOTAL CAPITAL OUTLAY	2,745	3,576	25,000	25,000
	TOTAL EXPENSES	3,626	3,791	75,000	75,000
FUND TOTAL - FAIRGROUND IMPROVEMENTS FUND					
	FUND TOTAL EXPENSES	3,626	3,791	75,000	75,000
	FUND TOTAL REVENUE	(28,568)	(29,639)	(16,500)	(26,500)
	FUND NET	(24,942)	(25,848)	58,500	48,500

PUBLIC SAFETY/ OTHER CIP

137

Revenues	Description	2021 Actual	2022 Actual	2023 Original	2024 Requested
137-413300	STREETS SALES TAX	(1,235,107)	(1,323,014)	(1,098,761)	(1,350,000)
	TOTAL TAX REVENUE	(1,235,107)	(1,323,014)	(1,098,761)	(1,350,000)
137-461100	INVESTMENT INTEREST	(1,304)	(11,476)	(5,000)	(5,000)
	TOTAL MISCELLANEOUS INCOME	(1,304)	(11,476)	(5,000)	(5,000)
	TOTAL REVENUE	(1,236,410)	(1,334,490)	(1,103,761)	(1,355,000)

094 PUBLIC SAFETY/ OTHER CIP

1373094

Expenditures	Description	2021 Actual	2022 Actual	2023 Original	2024 Requested
137094-581400	TRANSFER TO BOND AND INTEREST	217,668	298,968	298,968	297,768
137094-581950	TRANSFER TO CAPITAL PROJ FDS	-	2,774,261	-	-
	TOTAL TRANSFERS OUT	217,668	3,073,229	298,968	297,768
	TOTAL EXPENSES	217,668	3,073,229	298,968	297,768
FUND TOTAL - PUBLIC SAFETY/ OTHER CIP					
	FUND TOTAL EXPENSES	217,668	3,073,229	298,968	297,768
	FUND TOTAL REVENUE	(1,236,410)	(1,334,490)	(1,103,761)	(1,355,000)
	FUND NET	(1,018,742)	1,738,739	(804,793)	(1,057,232)

PUBLIC LIBRARY FUND

172

Revenues	DescriptionFalse	2021 Actual	2022 Actual	2023 Original	2024 Requested
172-411100	CURRENT PROPERTY TAX	(473,410)	(474,336)	(495,259)	(532,404)
172-411110	DELINQUENT PERSONAL TAX	(306)	(548)	-	-
172-411120	REDEMPTION AND PRIOR YEAR ADJU	(13,557)	(15,673)	(13,000)	(13,000)
172-411200	TRUCK TAX	(277)	(228)	(248)	(264)
172-411300	RECREATIONAL VEHICLE TAX	(963)	(894)	(955)	(790)
172-411400	MOTOR VEHICLE TAX	(66,118)	(65,100)	(65,268)	(57,900)
172-411500	PAYMENTS IN LIEU OF TAXES	(648)	(645)	-	-
172-411600	COMMERCIAL VEHICLE TAX	(766)	(704)	(757)	(626)
	TOTAL TAX REVENUE	(556,043)	(558,128)	(575,487)	(604,984)
	TOTAL REVENUE	(556,043)	(558,128)	(575,487)	(604,984)

085 LIBRARY

1725085

Expenditures	Description	2021 Actual	2022 Actual	2023 Original	2024 Requested
1725085-544100	WINFIELD PUBLIC LIBRARY DISTR	558,728	546,690	573,000	590,000
1725085-549100	NEIGHBORHD REVITALIZATN REBATE	11,314	11,440	-	7,530
	TOTAL OTHER EXPENDITURES	570,042	558,130	573,000	597,530
	TOTAL EXPENSES	570,042	558,130	573,000	597,530
FUND TOTAL - PUBLIC LIBRARY FUND					
	FUND TOTAL EXPENSES	570,042	558,130	573,000	597,530
	FUND TOTAL REVENUE	(556,043)	(558,128)	(575,487)	(604,984)
	FUND NET	13,999	2	(2,487)	(7,454)

092 LAND BANK

1767092

Expenditures	Description	2021 Actual	2022 Actual	2023 Original	2024 Requested
FUND TOTAL - LAND BANK					
	FUND TOTAL EXPENSES	-	-	-	-
	FUND TOTAL REVENUE	-	-	-	-
	FUND NET	-	-	-	-

BOND AND INTEREST

260

Revenues	Description	2021 Actual	2022 Actual	2023 Original	2024 Requested
260-411100	CURRENT PROPERTY TAX	(537,269)	(574,778)	(562,694)	(564,263)
260-411110	DELINQUENT PERSONAL TAX	(355)	(696)	(300)	(300)
260-411120	REDEMPTION AND PRIOR YEAR ADJU	(16,345)	(18,365)	(8,000)	(8,000)
260-411200	TRUCK TAX	(330)	(277)	(301)	(314)
260-411300	RECREATIONAL VEHICLE TAX	(1,167)	(1,014)	(1,157)	(942)
260-411400	MOTOR VEHICLE TAX	(80,113)	(73,878)	(79,103)	(69,029)
260-411500	PAYMENTS IN LIEU OF TAXES	(735)	(782)	-	-
260-411600	COMMERCIAL VEHICLE TAX	(928)	(799)	(917)	(746)
	TOTAL TAX REVENUE	(637,243)	(670,589)	(652,472)	(643,594)
260-439400	OTHER GOV DEBT PYMT-WRC	(50,985)	(50,985)	(52,530)	(52,530)
260-439500	OTHER GOVT DEBT PYMT -STROTHER	(137,309)	(138,447)	(247,055)	(245,293)
	TOTAL INTERGOVERNMENTAL	(188,294)	(189,432)	(299,585)	(297,823)
260-461100	INVESTMENT INTEREST	(769)	(5,065)	(5,000)	(5,000)
260-465100	SPECIAL ASSESSMENTS	(271,102)	(192,030)	(185,707)	(187,316)
260-468100	REFUNDS OF EXPENDITURES	-	(19,730)	-	-
	TOTAL MISCELLANEOUS INCOME	(271,871)	(216,826)	(190,707)	(192,316)
260-491110	TRANSFER FROM GENERAL	(33,503)	(7,180)	-	(71,520)
260-491125	TRANSFER FROM SPECIAL HIGHWAY	(281,188)	(361,688)	-	(65,820)
260-491135	TRANSFER FROM STORMWTR DRNGE	(20,000)	(13,000)	-	-
260-491140	TRANSFER FROM WATER	(679,887)	(556,976)	(552,312)	(543,044)
260-491170	TRANSFER FROM CIP	(490,918)	(490,919)	(490,919)	(490,919)
260-491191	TRANSFER FROM WASTEWATER	(47,221)	(45,953)	(90,120)	(88,348)
260-491199	TRANSFERS FROM OTHER FUNDS	(113,237)	(28,711)	(1,050,840)	(398,893)
260-495100	G.O. BOND PROCEEDS	-	(3,635,000)	-	-
260-495200	GO BOND NET PREMIUMS	-	(154,974)	-	-
260-491121	TRANSFER FROM TRANSMISSION	(197,222)	(199,939)	-	(580,782)
	TOTAL TRANSFERS IN	(1,863,175)	(5,494,340)	(2,184,191)	(2,239,326)
	TOTAL REVENUE	(2,960,583)	(6,571,187)	(3,326,955)	(3,373,059)

087 BOND AND INTEREST

2601087

Expenditures	Description	2021 Actual	2022 Actual	2023 Original	2024 Requested
2608087-523200	DEBT ISSUANCE COSTS	84,234	25,181	-	-
	TOTAL CONTRACTUAL SERVICES	84,234	25,181	-	-
2601087-549100	NEIGHBORHD REVITALIZATN REBATE	12,840	13,864	-	8,052
	TOTAL OTHER EXPENDITURES	12,840	13,864	-	8,052
2608087-571550	2012-A PRINCIPAL	-	-	370,000	-
2608087-571650	2015-A PRINCIPAL	860,000	760,000	790,000	820,000
2608087-571750	2015-B PRINCIPAL	75,000	75,000	80,000	85,000
2608087-572450	2010-A INTEREST	8,985	-	-	-
2608087-572550	2012-A INTEREST	-	-	342,659	-
2608087-572650	2015-A INTEREST	206,850	181,050	158,250	134,550
2608087-572750	2015-B INTEREST	11,625	9,563	7,500	5,100
260087-572850	2018-A INTEREST	159,325	159,325	159,325	159,325
260087-571900	2019 A PRINCIPAL	675,000	780,000	640,000	660,000
260087-572900	2019 A INTEREST	265,488	236,388	207,988	181,988
2608087-571950	2020A PRINCIPAL	145,000	145,000	145,000	150,000
2608087-572950	2020A INTEREST	11,891	22,246	20,564	18,737
2608087-571960	2020B PRINCIPAL	205,000	190,000	190,000	200,000
2608087-572960	2020B INTEREST	44,183	61,900	58,100	54,300
2608087-572970	2022A INTEREST	-	-	-	297,110
2608087-571970	2022A PRINCIPAL	-	-	-	385,000
	TOTAL DEBT SERVICE	2,668,347	2,620,471	3,169,385	3,151,109
260087-581120	TRANSFER TO OTHER FUNDS	27,593	3,791,193	-	-
	TOTAL TRANSFERS OUT	27,593	3,791,193	-	-
	TOTAL EXPENSES	2,793,014	6,450,709	3,169,385	3,159,161
FUND TOTAL - BOND AND INTEREST					
	FUND TOTAL EXPENSES	2,793,014	6,450,709	3,169,385	3,159,161
	FUND TOTAL REVENUE	(2,960,583)	(6,571,187)	(3,326,955)	(3,373,059)
	FUND NET	(167,570)	(120,478)	(157,570)	(213,898)

ELECTRIC TRANSMISSION

401

Revenues	Description	2021 Actual	2022 Actual	2023 Original	2024 Requested
401-462454	TRANSMISSION RENT REV 454	(539)	-	-	-
401-461100	INVESTMENT INTEREST	-	(17,823)	-	-
	TOTAL MISCELLANEOUS INCOME	(539)	(17,823)	-	-
401-476000	GRIDLIANCE REVENUE	(1,224,077)	(705,463)	(540,000)	(540,000)
401-477000	SPP REVENUE	(612,234)	(1,076,922)	(1,630,000)	(1,630,000)
401-476100	GRIDLIANCE REIMBURSEMENT	238,589	193,732	-	-
401-476300	REVENUE CREDITS FOR ADMIN&GEN	(21,202)	(52,395)	-	-
401-476400	REVENUE CREDITS FOR MAT OVRHD	(38,382)	-	-	-
401-477100	SPP REVENUE PTP	(4,596)	(23,079)	-	-
	TOTAL MISC REVENUE	(1,661,902)	(1,664,127)	(2,170,000)	(2,170,000)
401-495100	G.O. BOND PROCEEDS	-	(5,450,000)	-	-
401-495200	GO BOND NET PREMIUMS	-	(156,723)	-	-
	TOTAL TRANSFERS IN	-	(5,606,723)	-	-
	TOTAL REVENUE	(1,662,441)	(7,288,673)	(2,170,000)	(2,170,000)

208 ELECTRIC TRANSMISSION

4019208

Expenditures	DescriptionFalse	2021 Actual	2022 Actual	2023 Original	2024 Requested
4019208-511200	OVERTIME WAGES	59	71	-	-
4019208-511100	WAGES REGULAR EMPLOYEES	355,839	359,719	360,000	360,000
4019208-515999	EMPLOYEE BENEFITS	117,541	119,156	-	120,000
	TOTAL PERSONNEL SERVICES	473,438	478,947	360,000	480,000
4019208-522700	OTHER PROFESSIONAL SERVICES	6,146	-	1,000	1,000
4019208-523100	ADVERTISING COSTS	14	54	-	-
4019208-525800	OTHER FEES	82	-	1,000	1,000
4019208-525600	A&G EXPENSE FROM GRID 923	231,288	118,560	-	-
4019208-529500	TRANSMSSN FACILITY LEASE PYMTS	-	-	591,139	591,139
4019208-528300	WATER	13,891	14,891	-	-
4019208-528500	REFUSE	780	851	-	-
4019208-524600	TRAVEL EXPENSES	335	262	-	-
4019208-521900	CONTRACTUAL SVCS-OTHER EQUIP	8	-	-	-
4019208-524700	TRAINING/CONFERENCE FEES	29	33	-	-
4019208-525100	DUES/MEMBERSHIP FEES	303	315	-	-
4019208-523200	DEBT ISSUANCE COSTS	-	114,752	-	-
4019208-522200	AUDITING/FINANCIAL SERVICES	4,989	-	-	-
4019208-522425	LINE CLEARANCE	39,582	-	-	-
4019208-522450	SUBSTATION CONTRACTUAL SVC	15,393	10,694	-	-
	TOTAL CONTRACTUAL SERVICES	312,842	260,412	593,139	593,139
4019208-535740	TRANSMISSION LINE MAINT 574	6,361	4,467	96,000	4,000
4019208-538100	INVENTORY ADJUSTMENTS	(5)	-	-	-
4019208-530100	INSURANCE	11,018	14,305	-	16,512
4019208-533200	OFFICE SUPPLIES	3	-	-	-
4019208-535750	TRANSMISSION MAINT FROM GRID	518,900	104,264	-	96,000
	TOTAL COMMODITIES	536,278	123,035	96,000	116,512
4019208-548100	MISC TRANSMSSN EXP ALLOWBL 566	-	-	250,000	-
4019208-541200	MEALS ON DUTY	3	55	-	-
4019208-541300	SUNDRY CHARGES	(13)	27	-	-
	TOTAL OTHER EXPENDITURES	(10)	81	250,000	-

208 ELECTRIC TRANSMISSION

4019208

Expenditures	Description	2021 Actual	2022 Actual	2023 Original	2024 Requested
4019208-551800	INFRASTRUCTURE IMPROVEMENTS	1,087,663	1,599,334	-	-
	TOTAL CAPITAL OUTLAY	1,087,663	1,599,334	-	-
4019208-561100	INTERNAL SUPPORT - MIS	20,821	41,798	26,781	36,541
4019208-561200	INTERNAL SUPPORT - MGMT SVCES	43,737	85,714	58,120	68,427
4019208-561300	INTERNAL SUPPORT - CUST SVCE	32,342	-	34,599	-
4019208-561500	INTERNAL SUP - CITY HALL BLDG	3,469	4,822	3,047	4,474
4019208-561600	INTERNAL SUPPORT - ENGINEERING	11,727	30,411	17,610	27,529
4019208-561800	INTERNAL SUP - OPER CTR BLDG	915	1,394	835	1,019
	TOTAL INTERNAL SUPPORT	113,011	164,138	140,992	137,990
401208-581100	TRANSFER TO GENERAL FUND	162,523	75,000	-	85,000
401208-581250	TRANSFER TO DEPREC RESERVE	26,500	-	-	-
401208-581400	TRANSFER TO BOND AND INTEREST	197,222	199,939	-	580,782
	TOTAL TRANSFERS OUT	386,245	274,939	-	665,782
	TOTAL EXPENSES	2,909,467	2,900,887	1,440,131	1,993,423
FUND TOTAL - ELECTRIC TRANSMISSION					
	FUND TOTAL EXPENSES	2,909,467	2,900,887	1,440,131	1,993,423
	FUND TOTAL REVENUE	(1,662,441)	(7,288,673)	(2,170,000)	(2,170,000)
	FUND NET	1,247,027	(4,387,786)	(729,869)	(176,577)

ELECTRIC

402

Revenues	DescriptionFalse	2021 Actual	2022 Actual	2023 Original	2024 Requested
402-461100	INVESTMENT INTEREST	(408)	(1,530)	(15,000)	(15,000)
402-462800	RENT-ELECTRIC POLES	(10,318)	(28,833)	(20,000)	(20,000)
402-468100	REFUNDS OF EXPENDITURES	(4,464)	(1,816)	(500)	(500)
402-468200	MISCELLANEOUS INCOME	-	(23,600)	(1,000)	(1,000)
402-468210	DISCOUNT INCOME	-	-	(100)	(100)
402-468300	REIMBURSEMENT FOR SERVICES	(244,587)	(181,421)	(80,000)	(80,000)
402-468500	RECONNECT FEES	(17,476)	(29,531)	(30,000)	(30,000)
402-468600	UTILITY CONNECTIONS CHARGE	(43,699)	(69,894)	(20,000)	(20,000)
	TOTAL MISCELLANEOUS INCOME	(320,952)	(336,625)	(166,600)	(166,600)
402-471100	SALE OF UTILITIES	(28,611,361)	(31,663,243)	(25,000,000)	(25,600,000)
402-473100	SALE OF GENERATED ENERGY	(132,118)	(354,685)	(200,000)	(200,000)
402-473200	TRANSMISSION REVENUE	(24,753)	-	-	-
402-473300	CAPACITY REVENUES - KPP	(272,284)	(291,788)	(298,000)	(298,000)
	TOTAL MISC REVENUE	(29,040,517)	(32,309,715)	(25,498,000)	(26,098,000)
402-481100	SALE OF EQUIPMENT	(4,626)	(11,235)	-	-
402-481300	SALE OF SCRAP	(16,866)	(2,116)	(5,000)	(5,000)
402-481400	SALES OF INVENTORY/SUPPLIES	(298)	(574)	-	-
	TOTAL SALES OF PROPERTY	(21,791)	(13,925)	(5,000)	(5,000)
402-499900	PY ENCUMBRANCE CANCELLATIONS	-	-	(21,000)	-
	TOTAL TRANSFERS IN	-	-	(21,000)	-
	TOTAL REVENUE	(29,383,260)	(32,660,265)	(25,690,600)	(26,269,600)

201 ELECTRIC PRODUCTION (EAST/WEST)

4029201

2024 CAPITAL OUTLAY

4029201 - ELECTRIC PRODUCTION (EAST/WEST

551400 Gas Turbine Control upgrade

\$100,000

TOTAL 4029201 - ELECTRIC PRODUCTION (EAST/WEST

\$100,000

Expenditures	Description	2021 Actual	2022 Actual	2023 Original	2024 Requested
4029201-511100	WAGES REGULAR EMPLOYEES	238,741	296,951	583,869	548,267
4029201-511200	OVERTIME WAGES	54,890	51,371	35,000	35,000
4029201-515100	FICA	44,723	48,052	42,087	39,222
4029201-515200	KPERS CONTRIBUTIONS	57,547	61,704	51,935	48,973
4029201-515400	HEALTH INSURANCE	102,800	104,116	98,054	103,722
4029201-515500	UNEMPLOYMENT INSURANCE	610	1,316	1,171	1,319
4029201-515700	DEFERRED COMPENSATION MATCHING	2,205	2,622	2,479	2,080
4029201-515800	WORKERS COMPENSATION	4,420	3,823	7,128	7,128
4029201-515990	WAGES REIMBURSEMENT	-	-	(360,000)	(360,000)
4029201-516100	CELL PHONE ALLOWANCE	360	360	360	780
4029201-511400	WAGES - CONTRA	(104,241)	(102,782)	-	-
	TOTAL PERSONNEL SERVICES	402,056	467,533	462,083	426,491

201 ELECTRIC PRODUCTION (EAST/WEST)

4029201

2024 CAPITAL OUTLAY

4029201 - ELECTRIC PRODUCTION (EAST/WEST

551400 Gas Turbine Control upgrade

\$100,000

TOTAL 4029201 - ELECTRIC PRODUCTION (EAST/WEST

\$100,000

Expenditures	Description	2021 Actual	2022 Actual	2023 Original	2024 Requested
4029201-521200	CONTRACT SVCS- TECH/COMPUTER	-	4,604	7,500	7,500
4029201-521400	CONTRACTUAL SVCS-RADIO EQUIP	-	147	-	-
4029201-521700	CONTRACTUAL SVCS-BLDGS/GROUNDS	9,316	3,560	6,000	6,000
4029201-521900	CONTRACTUAL SVCS-OTHER EQUIP	195,492	11,606	60,000	20,000
4029201-522000	CONTRACTUAL SVCS-EQUIPMENT REP	3,934	3,653	5,700	5,700
4029201-522060	CONTRACTUAL SVCS-DIESEL MTNCE	4,548	16,016	6,000	6,000
4029201-522400	MEDICAL SERVICES	-	48	3,000	3,000
4029201-522700	OTHER PROFESSIONAL SERVICES	2,377	991	4,850	4,850
4029201-524300	LAUNDRY AND CLEANING SERVICES	1,159	546	2,000	2,000
4029201-524400	FREIGHT COSTS	73	23	200	200
4029201-524600	TRAVEL EXPENSES	577	451	5,000	5,000
4029201-524700	TRAINING/CONFERENCE FEES	4,530	2,150	6,500	6,500
4029201-525800	OTHER FEES	258	-	1,200	1,200
4029201-527100	TELE. SERVICE & LAND LINES	313	312	300	300
4029201-527300	CELLULAR TELEPHONES	136	156	-	-
4029201-528300	WATER	33,534	30,925	35,000	35,000
4029201-528500	REFUSE	3,172	2,797	3,000	3,000
4029201-529100	EQUIPMENT RENT	103	(27)	500	500
4029201-522050	Contractual Svc-Water Treatmen	-	-	2,000	2,000
	TOTAL CONTRACTUAL SERVICES	259,520	77,956	148,750	108,750
4029201-530100	INSURANCE	150,791	144,172	149,691	172,063
4029201-533100	REF MATERIAL/BOOKS/MAGAZINES	119	119	300	300
4029201-533200	OFFICE SUPPLIES	66	136	200	200
4029201-533550	SCADA/PLANT CONTROLS MTNCE SUP	4,604	-	5,000	5,000
4029201-533700	LAB/PHOTO SUPPLIES	56	59	300	300
4029201-534100	BUILDING & GROUNDS SUPPLIES	16,441	43,835	10,000	10,000
4029201-534200	EQUIPMENT MAINTENANCE SUPPLIES	20,459	44,155	40,000	40,000
4029201-534300	VEHICLE MAINTENANCE SUPPLIES	1,000	4,627	9,000	9,000
4029201-534400	PROTECTION AND SAFETY EQUIP	3,482	4,208	7,000	7,000
4029201-534500	HAND TOOLS	2,253	463	2,000	2,000

201 ELECTRIC PRODUCTION (EAST/WEST)

4029201

2024 CAPITAL OUTLAY

4029201 - ELECTRIC PRODUCTION (EAST/WEST)

551400 Gas Turbine Control upgrade

\$100,000

TOTAL 4029201 - ELECTRIC PRODUCTION (EAST/WEST)

\$100,000

Expenditures	Description	2021 Actual	2022 Actual	2023 Original	2024 Requested
4029201-534600	UNIFORMS AND ACCESSORIES	3,632	3,412	4,500	4,500
4029201-535100	MAINT SUPPLIES	3,084	297	4,000	4,000
4029201-535900	OTHER OPERATING SUPPLIES	345	465	600	600
4029201-536200	CHEMICALS	43,487	51,887	45,000	45,000
4029201-537300	LUBRICANTS & MOTOR OILS	2,515	15	6,000	6,000
4029201-537400	FUEL - POWER PLANT	216,082	421,287	250,000	200,000
4029201-537500	PURCHASED ENERGY	22,819,118	25,221,273	18,000,000	18,700,000
4029201-537900	FUEL	2,007	4,424	5,100	5,100
	TOTAL COMMODITIES	23,289,541	25,944,832	18,538,691	19,211,063
4029201-541100	TAGS AND TAXES	312	159	-	-
4029201-541200	MEALS ON DUTY	866	714	750	750
4029201-541300	SUNDRY CHARGES	348	61	2,500	2,500
4029201-541900	POWER PLANT EMISSION FEES	4,320	1,520	4,600	4,600
	TOTAL OTHER EXPENDITURES	5,846	2,454	7,850	7,850
4029201-551400	MACHINERY AND EQUIPMENT	19,670	-	100,000	100,000
4029201-551800	INFRASTRUCTURE IMPROVEMENTS	89	167	-	-
4029201-551300	VEHICLES/TOWED/MOUNTED EQUIP	-	44,699	-	-
4029201-551500	RADIO EQUIPMENT	-	-	1,500	1,500
	TOTAL CAPITAL OUTLAY	19,759	44,866	101,500	101,500
4029201-561700	INTERNAL SUP - SVCE CTR BLDG	5,948	5,960	7,902	7,633
	TOTAL INTERNAL SUPPORT	5,948	5,960	7,902	7,633
	TOTAL EXPENSES	23,982,670	26,543,601	19,266,776	19,863,287

206 ELECTRIC DISTRIBUTION

4029206

2024 CAPITAL OUTLAY

4029206 - ELECTRIC DISTRIBUTION

551300 3000' of pulling cable for new pulling unit \$10,000

TOTAL 4029206 - ELECTRIC DISTRIBUTION **\$10,000**

Expenditures	Description	2021 Actual	2022 Actual	2023 Original	2024 Requested
4029206-511100	WAGES REGULAR EMPLOYEES	783,629	916,921	930,350	937,027
4029206-511200	OVERTIME WAGES	41,632	55,664	50,000	50,000
4029206-511300	WAGES-OTHER EMPLOYEES	-	30,541	2,400	31,793
4029206-515100	FICA	66,183	78,354	69,280	71,770
4029206-515200	KPERS CONTRIBUTIONS	80,338	95,322	82,845	88,282
4029206-515400	HEALTH INSURANCE	123,967	125,374	112,342	132,000
4029206-515500	UNEMPLOYMENT INSURANCE	886	2,097	1,874	2,331
4029206-515700	DEFERRED COMPENSATION MATCHING	795	1,678	1,681	1,560
4029206-515800	WORKERS COMPENSATION	5,933	5,207	10,867	10,867
4029206-516100	CELL PHONE ALLOWANCE	1,050	1,080	1,080	1,080
4029206-511400	WAGES - CONTRA	(7,806)	(13,320)	(100,000)	(100,000)
	TOTAL PERSONNEL SERVICES	1,096,607	1,298,919	1,162,719	1,226,710

206 ELECTRIC DISTRIBUTION

4029206

2024 CAPITAL OUTLAY

4029206 - ELECTRIC DISTRIBUTION

551300 3000' of pulling cable for new pulling unit

\$10,000

TOTAL 4029206 - ELECTRIC DISTRIBUTION

\$10,000

Expenditures	Description	2021 Actual	2022 Actual	2023 Original	2024 Requested
4029206-521100	CONTRACT SVCS- OFF FURN/EQUIP	1,977	-	-	-
4029206-521200	CONTRACT SVCS- TECH/COMPUTER	7,941	12,492	8,000	8,000
4029206-521400	CONTRACTUAL SVCS-RADIO EQUIP	1,304	440	-	1,000
4029206-521700	CONTRACTUAL SVCS-BLDGS/GROUNDS	9,049	460	-	-
4029206-521900	CONTRACTUAL SVCS-OTHER EQUIP	4,100	1,548	17,000	10,000
4029206-522400	MEDICAL SERVICES	618	579	2,000	2,000
4029206-522425	LINE CLEARANCE	120,525	135,144	100,000	300,000
4029206-522450	SUBSTATION CONTRACTUAL SVC	51,307	37,155	70,000	70,000
4029206-522700	OTHER PROFESSIONAL SERVICES	1,354	1,107	2,000	2,000
4029206-523100	ADVERTISING COSTS	80	-	500	500
4029206-524100	PRINTING/PHOTO SERVICES	212	-	-	500
4029206-524400	FREIGHT COSTS	35	633	600	800
4029206-524600	TRAVEL EXPENSES	2,437	7,138	9,000	9,000
4029206-524700	TRAINING/CONFERENCE FEES	6,863	4,162	10,000	10,000
4029206-525800	OTHER FEES	5	-	600	600
4029206-527300	CELLULAR TELEPHONES	2,302	5,373	2,000	6,000
4029206-528100	ELECTRICITY	136	139	200	200
4029206-529100	EQUIPMENT RENT	51	479	17,000	10,000
	TOTAL CONTRACTUAL SERVICES	210,295	206,850	238,900	430,600
4029206-530100	INSURANCE	23,221	15,845	33,675	42,094
4029206-533100	REF MATERIAL/BOOKS/MAGAZINES	-	-	500	500
4029206-533200	OFFICE SUPPLIES	1,135	950	200	1,000
4029206-534100	BUILDING & GROUNDS SUPPLIES	7,322	3,247	1,500	1,500
4029206-534200	EQUIPMENT MAINTENANCE SUPPLIES	2,011	1,322	5,000	5,000
4029206-534300	VEHICLE MAINTENANCE SUPPLIES	30,766	26,948	70,000	50,000
4029206-534400	PROTECTION AND SAFETY EQUIP	18,949	14,380	25,000	25,000
4029206-534450	SUBSTATION EQUIPMENT SUPPLIES	80	517	5,000	5,000
4029206-534500	HAND TOOLS	8,522	7,346	15,000	10,000
4029206-534600	UNIFORMS AND ACCESSORIES	8,790	8,781	15,000	15,000
4029206-535100	MAINT SUPPLIES	29,167	48,513	50,000	65,000

206 ELECTRIC DISTRIBUTION

4029206

2024 CAPITAL OUTLAY

4029206 - ELECTRIC DISTRIBUTION

551300 3000' of pulling cable for new pulling unit

\$10,000

TOTAL 4029206 - ELECTRIC DISTRIBUTION

\$10,000

Expenditures	Description	2021 Actual	2022 Actual	2023 Original	2024 Requested
4029206-535300	TRAFFIC CONTROL DEVICE SUPPLY	122	184	500	500
4029206-535400	TRANSMISSION LINE MAINTENANCE	379	-	2,500	2,500
4029206-535500	STREET LAMPS/LIGHT BULBS	20,676	20,598	30,000	30,000
4029206-535600	METER MAINT SUPPLIES	7,619	2,194	5,000	5,000
4029206-535900	OTHER OPERATING SUPPLIES	3,536	1,389	3,000	3,000
4029206-536200	CHEMICALS	428	30	2,500	1,000
4029206-537300	LUBRICANTS & MOTOR OILS	-	-	100	100
4029206-537900	FUEL	35,619	59,587	45,000	65,000
4029206-538100	INVENTORY ADJUSTMENTS	10	1,883	-	-
	TOTAL COMMODITIES	198,351	213,713	309,475	327,194
4029206-541100	TAGS AND TAXES	7,406	3,634	6,000	6,000
4029206-541200	MEALS ON DUTY	2,563	3,005	1,000	3,000
4029206-541300	SUNDRY CHARGES	2,446	1,466	2,500	2,500
	TOTAL OTHER EXPENDITURES	12,415	8,104	9,500	11,500
4029206-551100	OFFICE FURNITURE & EQUIPMENT	225	3,640	-	5,000
4029206-551200	TECHNICAL/DIGITAL EQUIPMENT	7,553	103	6,000	6,000
4029206-551300	VEHICLES/TOWED/MOUNTED EQUIP	-	-	50,000	10,000
4029206-551800	INFRASTRUCTURE IMPROVEMENTS	477,601	276,119	200,000	200,000
4029206-552400	METERS/ASSOCIATED PARTS	13,502	5,842	25,000	25,000
4029206-553500	SUBSTATION IMPROVEMENTS	-	20,126	50,000	50,000
4029206-551500	RADIO EQUIPMENT	-	-	5,000	5,000
	TOTAL CAPITAL OUTLAY	498,881	305,830	336,000	301,000
4029206-561700	INTERNAL SUP - SVCE CTR BLDG	40,461	40,539	53,747	51,920
4029206-561800	INTERNAL SUP - OPER CTR BLDG	81,817	67,969	72,637	62,954
	TOTAL INTERNAL SUPPORT	122,278	108,508	126,385	114,874
4029206-571700	CAPITAL LEASE PRINCIPAL	-	-	-	64,739
	TOTAL DEBT SERVICE	-	-	-	64,739
	TOTAL EXPENSES	2,138,827	2,141,925	2,182,979	2,476,617

206 ELECTRIC DISTRIBUTION

4029206

2024 CAPITAL OUTLAY

4029206 - ELECTRIC DISTRIBUTION

551300 3000' of pulling cable for new pulling unit

\$10,000

TOTAL 4029206 - ELECTRIC DISTRIBUTION

\$10,000

Expenditures	Description	2021 Actual	2022 Actual	2023 Original	2024 Requested
--------------	-------------	----------------	----------------	------------------	-------------------

210 ELECTRIC ADMINISTRATION

4029210

Expenditures	DescriptionFalse	2021 Actual	2022 Actual	2023 Original	2024 Requested
4029210-511100	WAGES REGULAR EMPLOYEES	33,368	36,407	41,057	41,570
4029210-515100	FICA	2,963	3,083	3,102	3,090
4029210-515200	KPERS CONTRIBUTIONS	8,286	9,328	1,142	1,215
4029210-515400	HEALTH INSURANCE	4,855	4,809	4,452	5,503
4029210-515500	UNEMPLOYMENT INSURANCE	40	83	78	98
4029210-515700	DEFERRED COMPENSATION MATCHING	-	-	130	-
4029210-515800	WORKERS COMPENSATION	308	249	478	478
4029210-516100	CELL PHONE ALLOWANCE	75	150	150	150
4029210-516200	CAR ALLOWANCE	525	1,050	1,051	1,051
4029210-511200	OVERTIME WAGES	494	403	-	-
4029210-511400	WAGES - CONTRA	(2,224)	(1,681)	-	-
	TOTAL PERSONNEL SERVICES	48,689	53,882	51,640	53,155
4029210-521900	CONTRACTUAL SVCS-OTHER EQUIP	67	-	-	-
4029210-522700	OTHER PROFESSIONAL SERVICES	5,364	542	6,000	6,000
4029210-523100	ADVERTISING COSTS	117	306	1,000	1,000
4029210-524600	TRAVEL EXPENSES	2,822	2,999	2,500	3,000
4029210-524700	TRAINING/CONFERENCE FEES	246	277	2,000	2,000
4029210-525100	DUES/MEMBERSHIP FEES	2,559	2,613	3,000	3,000
4029210-525800	OTHER FEES	693	43	-	-
4029210-527400	INTERNET SERVICE	-	-	150	150
	TOTAL CONTRACTUAL SERVICES	11,868	6,780	14,650	15,150
4029210-530100	INSURANCE	-	13,940	13,458	12,920
4029210-533100	REF MATERIAL/BOOKS/MAGAZINES	-	-	500	500
4029210-533200	OFFICE SUPPLIES	29	-	500	500
	TOTAL COMMODITIES	29	13,940	14,458	13,920
4029210-541200	MEALS ON DUTY	28	462	300	300
4029210-541300	SUNDRY CHARGES	(103)	224	1,000	1,000
	TOTAL OTHER EXPENDITURES	(75)	685	1,300	1,300

210 ELECTRIC ADMINISTRATION

4029210

Expenditures	Description	2021 Actual	2022 Actual	2023 Original	2024 Requested
4029210-561100	INTERNAL SUPPORT - MIS	177,631	198,851	238,957	206,639
4029210-561200	INTERNAL SUPPORT - MGMT SVCES	375,766	407,779	482,333	386,951
4029210-561300	INTERNAL SUPPORT - CUST SVCE	277,306	276,793	334,540	272,186
4029210-561400	INTERNAL SUPPORT - PURCH/DOC	112,199	176,456	176,784	170,565
4029210-561500	INTERNAL SUP - CITY HALL BLDG	29,776	22,939	30,475	25,301
4029210-561600	INTERNAL SUPPORT - ENGINEERING	100,561	144,681	145,084	155,673
4029210-561800	INTERNAL SUP - OPER CTR BLDG	7,899	6,631	7,826	5,763
	TOTAL INTERNAL SUPPORT	1,081,138	1,234,129	1,415,999	1,223,078
402210-581100	TRANSFER TO GENERAL FUND	1,792,801	2,002,624	1,950,000	1,865,000
402210-581110	TRANSFER TO GOLF COURSE	135,000	81,316	100,000	100,000
402210-581250	TRANSFER TO DEPREC RESERVE	348,500	77,031	350,000	350,000
	TOTAL TRANSFERS OUT	2,276,301	2,160,970	2,400,000	2,315,000
	TOTAL EXPENSES	3,417,951	3,470,386	3,898,047	3,621,603
FUND TOTAL - ELECTRIC					
	FUND TOTAL EXPENSES	29,539,447	32,155,912	25,347,802	25,961,507
	FUND TOTAL REVENUE	(29,383,260)	(32,660,265)	(25,690,600)	(26,269,600)
	FUND NET	156,187	(504,354)	(342,798)	(308,093)

NATURAL GAS

403

Revenues	Description	2021 Actual	2022 Actual	2023 Original	2024 Requested
403-461100	INVESTMENT INTEREST	(1,442)	(5,007)	(8,500)	(8,500)
403-468100	REFUNDS OF EXPENDITURES	(950)	(43)	-	-
403-468300	REIMBURSEMENT FOR SERVICES	(4,315)	(7,564)	(8,000)	(8,000)
403-468600	UTILITY CONNECTIONS CHARGE	(24,214)	(27,235)	(16,500)	(16,500)
	TOTAL MISCELLANEOUS INCOME	(30,922)	(39,849)	(33,000)	(33,000)
403-471100	SALE OF UTILITIES	(4,398,235)	(5,745,723)	(5,100,000)	(5,100,000)
	TOTAL MISC REVENUE	(4,398,235)	(5,745,723)	(5,100,000)	(5,100,000)
403-481100	SALE OF EQUIPMENT	(119)	-	(1,000)	(1,000)
403-481400	SALES OF INVENTORY/SUPPLIES	-	-	-	-
	TOTAL SALES OF PROPERTY	(119)	-	(1,000)	(1,000)
	TOTAL REVENUE	(4,429,276)	(5,785,572)	(5,134,000)	(5,134,000)

306 GAS DISTRIBUTION

403306

2024 CAPITAL OUTLAY

4039306 - GAS DISTRIBUTION

551400 Line Locator & Fusion Equipment

\$10,000

TOTAL 4039306 - GAS DISTRIBUTION

\$10,000

Expenditures	Description	2021 Actual	2022 Actual	2023 Original	2024 Requested
4039306-511100	WAGES REGULAR EMPLOYEES	345,479	336,272	338,046	343,463
4039306-511200	OVERTIME WAGES	5,587	2,491	1,669	1,669
4039306-515100	FICA	25,921	24,833	24,484	24,321
4039306-515200	KPERS CONTRIBUTIONS	33,324	32,070	30,229	32,561
4039306-515400	HEALTH INSURANCE	70,995	69,689	64,485	73,000
4039306-515500	UNEMPLOYMENT INSURANCE	355	682	683	831
4039306-515700	DEFERRED COMPENSATION MATCHING	1,560	1,520	1,560	1,560
4039306-515800	WORKERS COMPENSATION	4,056	3,307	5,620	5,620
403306-515600	SHORT-TERM DISABILITY	-	-	1	-
4039306-516100	CELL PHONE ALLOWANCE	1,800	1,770	1,800	1,800
	TOTAL PERSONNEL SERVICES	489,079	472,633	468,577	484,825
4039306-521200	CONTRACT SVCS- TECH/COMPUTER	-	1,085	2,000	2,000
4039306-521900	CONTRACTUAL SVCS-OTHER EQUIP	4,527	788	3,500	3,500
4039306-522400	MEDICAL SERVICES	278	225	500	500
4039306-522700	OTHER PROFESSIONAL SERVICES	4,440	6,097	9,000	9,000
4039306-523100	ADVERTISING COSTS	-	-	200	200
4039306-524100	PRINTING/PHOTO SERVICES	613	3,215	1,000	1,000
4039306-524600	TRAVEL EXPENSES	2,639	2,979	2,500	2,500
4039306-524700	TRAINING/CONFERENCE FEES	830	500	2,500	2,500
4039306-525100	DUES/MEMBERSHIP FEES	5,072	6,083	8,000	8,000
4039306-527100	TELE. SERVICE & LAND LINES	464	356	-	-
4039306-527300	CELLULAR TELEPHONES	136	554	-	-
4039306-528100	ELECTRICITY	289	292	350	350
4039306-529100	EQUIPMENT RENT	-	-	1,000	1,000
	TOTAL CONTRACTUAL SERVICES	19,288	22,173	30,550	30,550
4039306-530100	INSURANCE	3,634	51,546	53,520	66,900
4039306-533100	REF MATERIAL/BOOKS/MAGAZINES	29	-	500	500
4039306-533200	OFFICE SUPPLIES	144	219	100	100
4039306-534100	BUILDING & GROUNDS SUPPLIES	507	1,002	1,000	1,000
4039306-534200	EQUIPMENT MAINTENANCE SUPPLIES	662	1,691	1,000	1,000

306 GAS DISTRIBUTION

403306

2024 CAPITAL OUTLAY

4039306 - GAS DISTRIBUTION

551400 Line Locator & Fusion Equipment

\$10,000

TOTAL 4039306 - GAS DISTRIBUTION

\$10,000

Expenditures	Description	2021 Actual	2022 Actual	2023 Original	2024 Requested
4039306-534300	VEHICLE MAINTENANCE SUPPLIES	5,090	6,625	9,500	9,500
4039306-534400	PROTECTION AND SAFETY EQUIP	2,507	1,721	2,500	2,500
4039306-534500	HAND TOOLS	1,135	1,688	1,000	1,000
4039306-534600	UNIFORMS AND ACCESSORIES	1,873	1,841	2,100	2,100
4039306-535100	MAINT SUPPLIES	254	1,394	1,500	1,500
4039306-535600	METER MAINT SUPPLIES	1,011	2,711	5,000	5,000
4039306-535900	OTHER OPERATING SUPPLIES	2,197	1,550	5,000	5,000
4039306-536200	CHEMICALS	2,618	380	4,000	4,000
4039306-537700	NATURAL GAS FOR RESALE	1,976,942	3,716,135	2,500,000	2,500,000
4039306-537900	FUEL	8,279	11,936	15,000	15,000
4039306-538100	INVENTORY ADJUSTMENTS	2,117	(45)	-	-
	TOTAL COMMODITIES	2,009,000	3,800,395	2,601,720	2,615,100
4039306-541100	TAGS AND TAXES	2,479	1,774	3,000	3,000
4039306-541200	MEALS ON DUTY	394	370	300	300
4039306-541300	SUNDRY CHARGES	323	884	1,200	1,200
	TOTAL OTHER EXPENDITURES	3,196	3,028	4,500	4,500
4039306-551400	MACHINERY AND EQUIPMENT	-	6,223	10,000	10,000
4039306-551800	INFRASTRUCTURE IMPROVEMENTS	10,093	22,462	30,000	30,000
4039306-552000	CONTRACTUAL INFRASTRUCT IMPROV	-	-	100,000	100,000
4039306-552400	METERS/ASSOCIATED PARTS	37,154	36,393	35,000	35,000
4039306-551300	VEHICLES/TOWED/MOUNTED EQUIP	-	35,744	-	-
4039306-551500	RADIO EQUIPMENT	-	-	1,500	1,500
	TOTAL CAPITAL OUTLAY	47,247	100,823	176,500	176,500
4039306-561700	INTERNAL SUP - SVCE CTR BLDG	13,632	13,658	18,108	17,492
4039306-561800	INTERNAL SUP - OPER CTR BLDG	56,359	46,820	50,036	43,365
	TOTAL INTERNAL SUPPORT	69,991	60,478	68,144	60,857
	TOTAL EXPENSES	2,637,801	4,459,530	3,349,991	3,372,332

310 GAS ADMINISTRATION

4039310

Expenditures	Description	2021 Actual	2022 Actual	2023 Original	2024 Requested
4039310-511100	WAGES REGULAR EMPLOYEES	39,180	40,459	41,057	41,570
4039310-515100	FICA	3,166	3,073	3,117	3,098
4039310-515200	KPERS CONTRIBUTIONS	8,269	9,313	1,142	1,217
4039310-515400	HEALTH INSURANCE	4,893	4,768	4,459	5,506
4039310-515500	UNEMPLOYMENT INSURANCE	42	83	87	104
4039310-515800	WORKERS COMPENSATION	455	394	478	478
4039310-516100	CELL PHONE ALLOWANCE	375	150	150	150
4039310-516200	CAR ALLOWANCE	2,626	1,050	1,051	1,051
	TOTAL PERSONNEL SERVICES	59,006	59,290	51,541	53,174
4039310-522300	ATTORNEY SERVICES	94,258	1,962	20,000	20,000
4039310-522400	MEDICAL SERVICES	-	48	500	500
4039310-522700	OTHER PROFESSIONAL SERVICES	-	-	500	500
4039310-523100	ADVERTISING COSTS	303	-	300	300
4039310-524100	PRINTING/PHOTO SERVICES	-	-	200	200
4039310-524500	PRIVATE CAR MILEAGE	-	-	1,200	1,200
4039310-524600	TRAVEL EXPENSES	1,852	2,667	2,500	2,500
4039310-524700	TRAINING/CONFERENCE FEES	45	-	500	500
4039310-525100	DUES/MEMBERSHIP FEES	-	9,260	5,000	5,000
4039310-525800	OTHER FEES	150	200	100	100
	TOTAL CONTRACTUAL SERVICES	96,609	14,137	30,800	30,800
4039310-530100	INSURANCE	-	2,035	1,979	1,900
4039310-533100	REF MATERIAL/BOOKS/MAGAZINES	971	446	350	350
4039310-533200	OFFICE SUPPLIES	708	-	300	300
4039310-533400	POSTAGE	-	-	25	25
	TOTAL COMMODITIES	1,679	2,481	2,654	2,575
4039310-541200	MEALS ON DUTY	307	299	-	-
4039310-541300	SUNDRY CHARGES	471	100	1,000	1,000
	TOTAL OTHER EXPENDITURES	777	399	1,000	1,000

310 GAS ADMINISTRATION

4039310

Expenditures	DescriptionFalse	2021 Actual	2022 Actual	2023 Original	2024 Requested
4039310-561100	INTERNAL SUPPORT - MIS	130,411	143,260	157,029	159,804
4039310-561200	INTERNAL SUPPORT - MGMT SVCES	221,405	260,455	254,565	240,340
4039310-561300	INTERNAL SUPPORT - CUST SVCE	277,928	225,733	300,270	244,304
4039310-561400	INTERNAL SUPPORT - PURCH/DOC	22,176	34,876	34,941	33,711
4039310-561500	INTERNAL SUP - CITY HALL BLDG	6,515	4,988	6,024	5,885
4039310-561600	INTERNAL SUPPORT - ENGINEERING	42,446	59,433	54,749	69,133
4039310-561800	INTERNAL SUP - OPER CTR BLDG	6,265	5,809	5,562	4,820
	TOTAL INTERNAL SUPPORT	707,145	734,555	813,140	757,997
403310-581100	TRANSFER TO GENERAL FUND	518,783	333,717	350,000	350,000
403310-581110	TRANSFER TO GOLF COURSE	135,000	115,000	125,000	125,000
403310-581120	TRANSFER TO OTHER FUNDS	-	-	77,280	-
403310-581400	TRANSFER TO BOND AND INTEREST	-	-	-	74,014
	TOTAL TRANSFERS OUT	653,783	448,717	552,280	549,014
	TOTAL EXPENSES	1,518,999	1,259,579	1,451,415	1,394,560
FUND TOTAL - NATURAL GAS					
	FUND TOTAL EXPENSES	4,156,800	5,719,109	4,801,406	4,766,892
	FUND TOTAL REVENUE	(4,429,276)	(5,785,572)	(5,134,000)	(5,134,000)
	FUND NET	(272,476)	(66,463)	(332,594)	(367,108)

WATER

404

Revenues	Description	2021 Actual	2022 Actual	2023 Original	2024 Requested
404-416300	TOWER RENTS	(19,771)	(16,730)	(20,000)	-
	TOTAL TAX REVENUE	(19,771)	(16,730)	(20,000)	-
404-461100	INVESTMENT INTEREST	(269)	(1,434)	(1,000)	(1,000)
404-468100	REFUNDS OF EXPENDITURES	-	(84)	-	-
404-468300	REIMBURSEMENT FOR SERVICES	(4,130)	(10,129)	(5,000)	(5,000)
404-468600	UTILITY CONNECTIONS CHARGE	(19,846)	(22,516)	(16,000)	(16,000)
404-469600	BULK WATER SALES	(506)	(1,544)	-	-
	TOTAL MISCELLANEOUS INCOME	(24,751)	(35,707)	(22,000)	(22,000)
404-471100	SALE OF UTILITIES	(2,830,679)	(3,033,575)	(2,880,000)	(2,900,000)
	TOTAL MISC REVENUE	(2,830,679)	(3,033,575)	(2,880,000)	(2,900,000)
404-481100	SALE OF EQUIPMENT	-	(40)	(500)	(500)
404-481300	SALE OF SCRAP	(5)	(2,311)	(500)	(500)
404-481400	SALES OF INVENTORY/SUPPLIES	-	(39)	(200)	(200)
	TOTAL SALES OF PROPERTY	(5)	(2,390)	(1,200)	(1,200)
TOTAL REVENUE		(2,875,206)	(3,088,401)	(2,923,200)	(2,923,200)

401 WATER PRODUCTION

4049401

Expenditures	DescriptionFalse	2021 Actual	2022 Actual	2023 Original	2024 Requested
4049401-511100	WAGES REGULAR EMPLOYEES	282,480	326,083	288,035	330,380
4049401-511200	OVERTIME WAGES	8,669	17,448	8,640	8,640
4049401-515100	FICA	21,538	25,276	20,863	23,852
4049401-515200	KPERS CONTRIBUTIONS	27,734	32,684	25,728	31,476
4049401-515400	HEALTH INSURANCE	64,551	70,721	58,652	74,000
4049401-515500	UNEMPLOYMENT INSURANCE	294	693	579	804
4049401-515700	DEFERRED COMPENSATION MATCHING	781	1,040	778	1,040
4049401-515800	WORKERS COMPENSATION	5,563	4,449	6,988	6,988
4049401-516100	CELL PHONE ALLOWANCE	180	360	180	360
4049401-516200	CAR ALLOWANCE	1,508	3,016	1,508	3,016
	TOTAL PERSONNEL SERVICES	413,297	481,771	411,951	480,556
4049401-521200	CONTRACT SVCS- TECH/COMPUTER	-	-	500	500
4049401-521700	CONTRACTUAL SVCS-BLDGS/GROUNDS	1,850	824	1,000	1,000
4049401-521900	CONTRACTUAL SVCS-OTHER EQUIP	7,960	4,936	8,000	8,000
4049401-522400	MEDICAL SERVICES	-	48	500	500
4049401-522700	OTHER PROFESSIONAL SERVICES	27,263	5,369	17,000	15,000
4049401-523100	ADVERTISING COSTS	-	-	250	250
4049401-524100	PRINTING/PHOTO SERVICES	171	171	500	500
4049401-524400	FREIGHT COSTS	2,865	2,046	3,500	3,500
4049401-524500	PRIVATE CAR MILEAGE	-	-	3,000	2,000
4049401-524600	TRAVEL EXPENSES	476	3,115	3,000	4,000
4049401-524700	TRAINING/CONFERENCE FEES	1,059	1,130	2,500	2,500
4049401-525100	DUES/MEMBERSHIP FEES	378	428	500	500
4049401-525800	OTHER FEES	100	-	500	500
4049401-526200	LAKE IMPOUNDMENT - WATER MAINT	15,000	15,000	15,000	15,000
4049401-527100	TELE. SERVICE & LAND LINES	569	625	750	750
4049401-528100	ELECTRICITY	167,892	292,630	135,000	200,000
4049401-528200	NATURAL GAS	5,995	7,277	8,000	8,000
4049401-528500	REFUSE	1,157	979	855	1,000
4049401-529100	EQUIPMENT RENT	13,442	13,478	15,000	20,000
4049401-521400	CONTRACTUAL SVCS-RADIO EQUIP	-	220	-	500
	TOTAL CONTRACTUAL SERVICES	246,178	348,275	215,355	284,000
4049401-530100	INSURANCE	20,619	19,272	20,009	25,012

401 WATER PRODUCTION

4049401

Expenditures	Description	2021 Actual	2022 Actual	2023 Original	2024 Requested
4049401-533100	REF MATERIAL/BOOKS/MAGAZINES	105	104	250	250
4049401-533200	OFFICE SUPPLIES	44	-	100	100
4049401-533700	LAB/PHOTO SUPPLIES	3,533	3,685	4,000	5,000
4049401-534100	BUILDING & GROUNDS SUPPLIES	939	3,002	6,000	6,000
4049401-534200	EQUIPMENT MAINTENANCE SUPPLIES	15,035	6,852	25,000	25,000
4049401-534300	VEHICLE MAINTENANCE SUPPLIES	854	571	1,000	1,000
4049401-534400	PROTECTION AND SAFETY EQUIP	-	268	1,500	1,500
4049401-534500	HAND TOOLS	390	453	1,000	1,000
4049401-534600	UNIFORMS AND ACCESSORIES	1,684	1,558	2,100	2,100
4049401-535900	OTHER OPERATING SUPPLIES	67	42	1,000	1,000
4049401-536200	CHEMICALS	156,284	194,363	172,000	200,000
4049401-537300	LUBRICANTS & MOTOR OILS	-	39	500	500
4049401-537900	FUEL	1,595	2,191	2,500	2,500
4049401-533400	POSTAGE	-	-	100	100
	TOTAL COMMODITIES	201,147	232,399	237,059	271,062
4049401-541100	TAGS AND TAXES	52	52	-	100
4049401-541300	SUNDRY CHARGES	(62)	181	800	800
	TOTAL OTHER EXPENDITURES	(10)	233	800	900
4049401-551200	TECHNICAL/DIGITAL EQUIPMENT	4,315	4,953	12,000	8,000
4049401-551800	INFRASTRUCTURE IMPROVEMENTS	-	3	-	-
4049401-551500	RADIO EQUIPMENT	-	-	1,500	1,500
4049401-552100	PLANT EQUIPMENT	-	2,095	5,200	5,200
	TOTAL CAPITAL OUTLAY	4,315	7,051	18,700	14,700
4049401-561700	INTERNAL SUP - SVCE CTR BLDG	1,580	1,583	2,099	2,027
	TOTAL INTERNAL SUPPORT	1,580	1,583	2,099	2,027
	TOTAL EXPENSES	866,508	1,071,313	885,964	1,053,245

406 WATER DISTRIBUTION

4049406

2024 CAPITAL OUTLAY

4049406 - WATER DISTRIBUTION

551800

\$70,000

TOTAL 4049406 - WATER DISTRIBUTION

\$70,000

Expenditures	Description	2021 Actual	2022 Actual	2023 Original	2024 Requested
4049406-511100	WAGES REGULAR EMPLOYEES	276,348	261,593	268,734	273,306
4049406-511200	OVERTIME WAGES	3,455	9,701	5,111	5,111
4049406-511300	WAGES-OTHER EMPLOYEES	8,720	12,500	3,200	-
4049406-515100	FICA	20,958	20,570	19,535	19,128
4049406-515200	KPERS CONTRIBUTIONS	26,767	25,729	24,069	25,848
4049406-515400	HEALTH INSURANCE	63,273	61,794	57,104	66,000
4049406-515500	UNEMPLOYMENT INSURANCE	293	574	543	653
4049406-515700	DEFERRED COMPENSATION MATCHING	1,859	1,613	1,586	1,586
4049406-515800	WORKERS COMPENSATION	4,846	4,433	7,003	7,003
4049406-516100	CELL PHONE ALLOWANCE	1,800	1,740	1,800	1,800
	TOTAL PERSONNEL SERVICES	408,319	400,247	388,685	400,435

406 WATER DISTRIBUTION

4049406

2024 CAPITAL OUTLAY

4049406 - WATER DISTRIBUTION

551800

\$70,000

TOTAL 4049406 - WATER DISTRIBUTION

\$70,000

Expenditures	Description	2021 Actual	2022 Actual	2023 Original	2024 Requested
4049406-521700	CONTRACTUAL SVCS-BLDGS/GROUNDS	-	-	100	100
4049406-521900	CONTRACTUAL SVCS-OTHER EQUIP	360	965	1,000	1,000
4049406-522400	MEDICAL SERVICES	82	82	400	400
4049406-522700	OTHER PROFESSIONAL SERVICES	663	817	1,000	1,000
4049406-523100	ADVERTISING COSTS	-	-	100	100
4049406-524100	PRINTING/PHOTO SERVICES	-	-	100	100
4049406-524400	FREIGHT COSTS	58	29	100	100
4049406-524500	PRIVATE CAR MILEAGE	-	-	500	500
4049406-524600	TRAVEL EXPENSES	562	731	1,000	1,000
4049406-524700	TRAINING/CONFERENCE FEES	281	815	1,500	1,500
4049406-525100	DUES/MEMBERSHIP FEES	25	85	250	250
4049406-525800	OTHER FEES	-	-	100	100
4049406-527100	TELE. SERVICE & LAND LINES	-	-	100	100
4049406-527300	CELLULAR TELEPHONES	-	397	-	-
4049406-528100	ELECTRICITY	670	751	650	650
4049406-528300	WATER	-	-	100	100
4049406-528600	STORMWATER DRAINAGE	101	96	100	100
4049406-529100	EQUIPMENT RENT	5	(5)	100	100
4049406-521400	CONTRACTUAL SVCS-RADIO EQUIP	-	367	-	-
4049406-521200	CONTRACT SVCS- TECH/COMPUTER	-	1,126	-	-
	TOTAL CONTRACTUAL SERVICES	2,808	6,256	7,200	7,200
4049406-530100	INSURANCE	1,589	1,485	1,542	1,927
4049406-533100	REF MATERIAL/BOOKS/MAGAZINES	-	-	100	100
4049406-533200	OFFICE SUPPLIES	-	-	150	150
4049406-534100	BUILDING & GROUNDS SUPPLIES	601	571	1,000	1,000
4049406-534200	EQUIPMENT MAINTENANCE SUPPLIES	1,810	5,786	7,500	7,500
4049406-534300	VEHICLE MAINTENANCE SUPPLIES	4,219	9,134	15,000	10,000
4049406-534400	PROTECTION AND SAFETY EQUIP	1,996	2,204	2,500	2,500
4049406-534500	HAND TOOLS	2,283	1,463	6,000	6,000
4049406-534600	UNIFORMS AND ACCESSORIES	2,945	1,430	2,000	2,000

406 WATER DISTRIBUTION

4049406

2024 CAPITAL OUTLAY

4049406 - WATER DISTRIBUTION

551800

\$70,000

TOTAL 4049406 - WATER DISTRIBUTION

\$70,000

Expenditures	DescriptionFalse	2021 Actual	2022 Actual	2023 Original	2024 Requested
4049406-535100	MAINT SUPPLIES	13,915	10,226	10,000	10,000
4049406-535600	METER MAINT SUPPLIES	3,982	2,987	2,000	2,000
4049406-535900	OTHER OPERATING SUPPLIES	2,255	2,492	2,500	2,500
4049406-537900	FUEL	13,322	15,351	20,000	20,000
4049406-538100	INVENTORY ADJUSTMENTS	(67)	(149)	-	-
	TOTAL COMMODITIES	48,850	52,979	70,292	65,677
4049406-541100	TAGS AND TAXES	105	1,096	700	700
4049406-541200	MEALS ON DUTY	208	486	250	250
4049406-541300	SUNDRY CHARGES	300	468	500	500
	TOTAL OTHER EXPENDITURES	612	2,050	1,450	1,450
4049406-551300	VEHICLES/TOWED/MOUNTED EQUIP	-	46,790	120,000	-
4049406-551800	INFRASTRUCTURE IMPROVEMENTS	65,640	111,966	70,000	70,000
4049406-552400	METERS/ASSOCIATED PARTS	26,473	9,987	35,000	35,000
4049406-551500	RADIO EQUIPMENT	-	-	1,500	1,500
	TOTAL CAPITAL OUTLAY	92,113	168,743	226,500	106,500
4049406-561700	INTERNAL SUP - SVCE CTR BLDG	10,843	10,864	14,404	13,914
4049406-561800	INTERNAL SUP - OPER CTR BLDG	29,505	21,063	26,194	22,702
	TOTAL INTERNAL SUPPORT	40,348	31,927	40,598	36,616
	TOTAL EXPENSES	593,051	662,202	734,724	617,878

410 WATER ADMINISTRATION

4049410

Expenditures	Description	2021 Actual	2022 Actual	2023 Original	2024 Requested
4049410-511100	WAGES REGULAR EMPLOYEES	74,101	39,839	76,650	41,570
4049410-515100	FICA	5,654	3,029	5,792	3,098
4049410-515200	KPERS CONTRIBUTIONS	11,757	9,258	4,462	1,217
4049410-515400	HEALTH INSURANCE	11,170	4,768	10,292	5,506
4049410-515500	UNEMPLOYMENT INSURANCE	77	83	164	104
4049410-515700	DEFERRED COMPENSATION MATCHING	259	-	262	-
4049410-515800	WORKERS COMPENSATION	735	999	478	478
4049410-516100	CELL PHONE ALLOWANCE	255	150	330	150
4049410-516200	CAR ALLOWANCE	2,033	1,050	2,559	1,051
	TOTAL PERSONNEL SERVICES	106,042	59,177	100,989	53,174
4049410-523100	ADVERTISING COSTS	-	-	100	100
4049410-524100	PRINTING/PHOTO SERVICES	-	-	5,000	5,000
4049410-524500	PRIVATE CAR MILEAGE	-	-	1,200	1,200
4049410-524600	TRAVEL EXPENSES	-	-	500	500
4049410-524700	TRAINING/CONFERENCE FEES	-	-	800	800
4049410-525100	DUES/MEMBERSHIP FEES	-	-	300	300
4049410-525800	OTHER FEES	-	-	100	100
4049410-527100	TELE. SERVICE & LAND LINES	-	-	50	50
	TOTAL CONTRACTUAL SERVICES	-	-	8,050	8,050
4049410-530100	INSURANCE	-	1,328	-	1,240
	TOTAL COMMODITIES	-	1,328	-	1,240
4049410-541300	SUNDRY CHARGES	(37)	-	100	100
4049410-542100	KS WATER PROTECTION FEE	19,864	21,430	500	20,000
	TOTAL OTHER EXPENDITURES	19,827	21,430	600	20,100

410 WATER ADMINISTRATION

4049410

Expenditures	Description	2021 Actual	2022 Actual	2023 Original	2024 Requested
4049410-561100	INTERNAL SUPPORT - MIS	73,710	80,973	88,755	90,323
4049410-561200	INTERNAL SUPPORT - MGMT SVCES	118,712	137,081	133,981	126,494
4049410-561300	INTERNAL SUPPORT - CUST SVCE	151,746	125,021	166,303	135,306
4049410-561400	INTERNAL SUPPORT - PURCH/DOC	10,789	16,968	17,000	16,402
4049410-561500	INTERNAL SUP - CITY HALL BLDG	3,178	2,427	2,930	2,863
4049410-561600	INTERNAL SUPPORT - ENGINEERING	21,223	29,716	27,374	34,566
4049410-561800	INTERNAL SUP - OPER CTR BLDG	3,282	6,174	2,914	2,525
	TOTAL INTERNAL SUPPORT	382,639	398,360	439,257	408,479
404410-581100	TRANSFER TO GENERAL FUND	154,587	166,988	150,000	150,000
404410-581400	TRANSFER TO BOND AND INTEREST	679,887	556,976	552,312	543,044
404410-581700	TRANSFER TO WATER PRESERVATION	37,043	41,013	37,043	40,000
	TOTAL TRANSFERS OUT	871,516	764,976	739,355	733,044
	TOTAL EXPENSES	1,380,026	1,245,271	1,288,251	1,224,087
FUND TOTAL - WATER					
	FUND TOTAL EXPENSES	2,839,584	2,978,786	2,908,939	2,895,210
	FUND TOTAL REVENUE	(2,875,206)	(3,088,401)	(2,923,200)	(2,923,200)
	FUND NET	(35,623)	(109,615)	(14,261)	(27,990)

REFUSE

412

Revenues	DescriptionFalse	2021 Actual	2022 Actual	2023 Original	2024 Requested
412-461100	INVESTMENT INTEREST	(337)	(2,459)	(7,000)	(7,000)
412-468100	REFUNDS OF EXPENDITURES	(161,746)	-	-	-
412-468200	MISCELLANEOUS INCOME	-	-	(75,000)	-
412-468350	ARK CITY RECYCLING EXP REIMBRS	(45,016)	(34,095)	(75,000)	(50,000)
	TOTAL MISCELLANEOUS INCOME	(207,098)	(36,555)	(157,000)	(57,000)
412-471600	REFUSE COLLECTION CHARGES	(1,757,885)	(1,762,588)	(1,845,000)	(1,765,000)
412-471700	EXTRA REFUSE CHARGES	(13,042)	(14,131)	(13,000)	(13,000)
	TOTAL MISC REVENUE	(1,770,926)	(1,776,719)	(1,858,000)	(1,778,000)
412-481100	SALE OF EQUIPMENT	(1,420)	-	-	-
412-481300	SALE OF SCRAP	(463)	(702)	-	-
	TOTAL SALES OF PROPERTY	(1,883)	(702)	-	-
412-491199	TRANSFERS FROM OTHER FUNDS	(80,000)	-	-	-
	TOTAL TRANSFERS IN	(80,000)	-	-	-
	TOTAL REVENUE	(2,059,908)	(1,813,975)	(2,015,000)	(1,835,000)

106 REFUSE COLLECTION

4129106

2024 CAPITAL OUTLAY

4129106 - REFUSE COLLECTION

	551400	Dumpster Replacement	\$25,000
	551400	Mower	\$12,000

TOTAL 4129106 - REFUSE COLLECTION **\$37,000**

Expenditures	Description	2021 Actual	2022 Actual	2023 Original	2024 Requested
4129106-511100	WAGES REGULAR EMPLOYEES	355,818	388,476	389,738	391,314
4129106-511200	OVERTIME WAGES	16,088	15,125	12,000	12,000
4129106-511300	WAGES-OTHER EMPLOYEES	4,310	-	-	5,200
4129106-515100	FICA	27,644	29,985	28,790	28,626
4129106-515200	KPERS CONTRIBUTIONS	34,418	36,862	34,311	36,432
4129106-515400	HEALTH INSURANCE	94,130	92,536	85,391	103,893
4129106-515500	UNEMPLOYMENT INSURANCE	369	816	785	945
4129106-515700	DEFERRED COMPENSATION MATCHING	2,679	2,482	2,600	2,080
4129106-515800	WORKERS COMPENSATION	17,369	15,177	18,251	18,251
4129106-516100	CELL PHONE ALLOWANCE	600	650	600	600
	TOTAL PERSONNEL SERVICES	553,425	582,109	572,466	599,341
4129106-521900	CONTRACTUAL SVCS-OTHER EQUIP	11,392	13,783	16,000	16,000
4129106-522400	MEDICAL SERVICES	1,115	1,109	1,000	1,000
4129106-522700	OTHER PROFESSIONAL SERVICES	249	1,274	2,000	2,000
4129106-522900	CONTRACTUAL SVCS-TIRE DISPOSAL	2,258	2,210	4,500	4,500
4129106-523100	ADVERTISING COSTS	2,061	8,237	9,000	9,000
4129106-523300	COWLEY COUNTY LANDFILL COSTS	355,938	344,439	400,000	360,000
4129106-524100	PRINTING/PHOTO SERVICES	-	-	1,000	1,000
4129106-524600	TRAVEL EXPENSES	-	1,240	2,000	2,000
4129106-524700	TRAINING/CONFERENCE FEES	287	1,983	1,000	3,000
4129106-525100	DUES/MEMBERSHIP FEES	290	186	500	500
4129106-525800	OTHER FEES	-	-	200	200
4129106-527100	TELE. SERVICE & LAND LINES	-	-	250	250
4129106-527300	CELLULAR TELEPHONES	-	464	-	-
4129106-528100	ELECTRICITY	1,412	1,381	2,000	2,000
4129106-528300	WATER	2,062	1,482	1,000	1,000
4129106-528400	SEWER	234	584	200	200
4129106-528600	STORMWATER DRAINAGE	100	96	50	50
	TOTAL CONTRACTUAL SERVICES	377,397	378,468	440,700	402,700

106 REFUSE COLLECTION

4129106

2024 CAPITAL OUTLAY

4129106 - REFUSE COLLECTION

551400	Dumpster Replacement	\$25,000
551400	Mower	\$12,000

TOTAL 4129106 - REFUSE COLLECTION \$37,000

Expenditures	DescriptionFalse	2021 Actual	2022 Actual	2023 Original	2024 Requested
4129106-530100	INSURANCE	6,252	6,572	6,067	8,264
4129106-533100	REF MATERIAL/BOOKS/MAGAZINES	-	-	200	200
4129106-533200	OFFICE SUPPLIES	27	25	150	150
4129106-533400	POSTAGE	-	-	25	25
4129106-534100	BUILDING & GROUNDS SUPPLIES	656	1,140	1,700	1,700
4129106-534200	EQUIPMENT MAINTENANCE SUPPLIES	517	3,314	2,500	2,500
4129106-534300	VEHICLE MAINTENANCE SUPPLIES	47,139	44,462	45,000	45,000
4129106-534400	PROTECTION AND SAFETY EQUIP	1,540	2,693	2,000	2,000
4129106-534500	HAND TOOLS	309	346	400	400
4129106-534600	UNIFORMS AND ACCESSORIES	5,052	3,912	5,000	5,000
4129106-535900	OTHER OPERATING SUPPLIES	-	114	1,000	1,000
4129106-536200	CHEMICALS	-	192	500	500
4129106-537900	FUEL	59,509	88,338	95,000	100,000
	TOTAL COMMODITIES	121,002	151,108	159,542	166,739
4129106-541100	TAGS AND TAXES	29	-	50	50
4129106-541200	MEALS ON DUTY	-	-	50	50
4129106-541300	SUNDRY CHARGES	1,179	1,346	1,500	1,500
	TOTAL OTHER EXPENDITURES	1,208	1,346	1,600	1,600
4129106-551300	VEHICLES/TOWED/MOUNTED EQUIP	230,943	-	-	-
4129106-551400	MACHINERY AND EQUIPMENT	35,849	26,690	70,000	37,000
4129106-551600	BUILDING AND STRUCTURAL IMPR	10,789	-	4,000	10,000
	TOTAL CAPITAL OUTLAY	277,581	26,690	74,000	47,000

106 REFUSE COLLECTION

4129106

2024 CAPITAL OUTLAY

4129106 - REFUSE COLLECTION

	551400	Dumpster Replacement	\$25,000
	551400	Mower	\$12,000

TOTAL 4129106 - REFUSE COLLECTION **\$37,000**

Expenditures	Description	2021 Actual	2022 Actual	2023 Original	2024 Requested
4129106-561100	INTERNAL SUPPORT - MIS	45,360	49,829	54,618	55,583
4129106-561200	INTERNAL SUPPORT - MGMT SVCES	97,466	109,665	107,185	101,196
4129106-561300	INTERNAL SUPPORT - CUST SVCE	51,310	41,674	55,434	45,102
4129106-561400	INTERNAL SUPPORT - PURCH/DOC	10,411	8,893	8,910	8,596
4129106-561500	INTERNAL SUP - CITY HALL BLDG	1,666	1,272	1,536	1,501
4129106-561600	INTERNAL SUPPORT - ENGINEERING	14,856	20,802	19,162	24,197
4129106-561700	INTERNAL SUP - SVCE CTR BLDG	52,575	52,676	69,839	67,463
4129106-561800	INTERNAL SUP - OPER CTR BLDG	5,822	4,836	5,168	4,479
	TOTAL INTERNAL SUPPORT	279,465	289,647	321,853	308,117
4129106-571700	CAPITAL LEASE PRINCIPAL	16,061	42,292	-	163,656
4129106-572700	CAPITAL LEASE INTEREST	767	2,564	-	-
	TOTAL DEBT SERVICE	16,828	44,856	-	163,656
412106-581100	TRANSFER TO GENERAL FUND	154,647	88,220	166,250	100,000
412106-581400	TRANSFER TO BOND AND INTEREST	26,275	25,475	24,675	23,875
	TOTAL TRANSFERS OUT	180,922	113,695	190,925	123,875
	TOTAL EXPENSES	1,807,829	1,587,917	1,761,086	1,813,028

108 RECYCLING CENTER

4129108

Expenditures	Description	2021 Actual	2022 Actual	2023 Original	2024 Requested
4129108-511100	WAGES REGULAR EMPLOYEES	34,882	18,814	20,000	20,000
4129108-511200	OVERTIME WAGES	-	-	450	450
4129108-515100	FICA	2,736	1,447	-	-
4129108-515200	KPERS CONTRIBUTIONS	3,434	1,774	-	-
4129108-515400	HEALTH INSURANCE	2,252	-	-	-
4129108-515500	UNEMPLOYMENT INSURANCE	44	24	-	-
4129108-515700	DEFERRED COMPENSATION MATCHING	181	118	-	-
4129108-515800	WORKERS COMPENSATION	-	-	994	994
	TOTAL PERSONNEL SERVICES	43,528	22,177	21,444	21,444
4129108-521900	CONTRACTUAL SVCS-OTHER EQUIP	1,561	-	3,000	3,000
4129108-522400	MEDICAL SERVICES	-	-	100	100
4129108-522700	OTHER PROFESSIONAL SERVICES	278	202	500	500
4129108-523100	ADVERTISING COSTS	543	-	2,000	2,000
4129108-524400	FREIGHT COSTS	26,412	30,396	70,000	35,000
4129108-524700	TRAINING/CONFERENCE FEES	-	-	500	500
4129108-525100	DUES/MEMBERSHIP FEES	35	-	75	75
4129108-527100	TELE. SERVICE & LAND LINES	-	-	100	100
4129108-528100	ELECTRICITY	2,099	2,076	3,500	3,500
4129108-528200	NATURAL GAS	1,013	2,355	3,000	3,000
4129108-528300	WATER	196	215	300	300
4129108-528400	SEWER	207	191	300	300
4129108-529100	EQUIPMENT RENT	4,162	4,979	6,000	-
4129108-529300	LAND RENT	3,000	3,000	3,000	3,000
	TOTAL CONTRACTUAL SERVICES	39,505	43,414	92,375	51,375

108 RECYCLING CENTER

4129108

Expenditures	Description	2021 Actual	2022 Actual	2023 Original	2024 Requested
4129108-530100	INSURANCE	742	736	720	939
4129108-533200	OFFICE SUPPLIES	-	-	100	100
4129108-534100	BUILDING & GROUNDS SUPPLIES	2,961	2,310	2,500	2,500
4129108-534200	EQUIPMENT MAINTENANCE SUPPLIES	35	135	250	250
4129108-534300	VEHICLE MAINTENANCE SUPPLIES	2,001	265	1,000	1,000
4129108-534400	PROTECTION AND SAFETY EQUIP	26	-	300	300
4129108-534500	HAND TOOLS	82	103	150	150
4129108-534600	UNIFORMS AND ACCESSORIES	341	428	1,000	1,000
4129108-535900	OTHER OPERATING SUPPLIES	-	-	200	200
4129108-536200	CHEMICALS	-	-	300	300
4129108-537900	FUEL	622	1,339	3,000	3,000
	TOTAL COMMODITIES	6,811	5,316	9,520	9,739
4129108-541300	SUNDRY CHARGES	-	-	100	100
	TOTAL OTHER EXPENDITURES	-	-	100	100
4129108-551600	BUILDING AND STRUCTURAL IMPR	-	-	3,500	-
	TOTAL CAPITAL OUTLAY	-	-	3,500	-
4129108-561700	INTERNAL SUP - SVCE CTR BLDG	4,400	4,408	4,825	5,645
	TOTAL INTERNAL SUPPORT	4,400	4,408	4,825	5,645
4129108-571700	CAPITAL LEASE PRINCIPAL	-	-	-	4,980
	TOTAL DEBT SERVICE	-	-	-	4,980
	TOTAL EXPENSES	94,245	75,315	131,764	93,283
FUND TOTAL - REFUSE					
	FUND TOTAL EXPENSES	1,902,074	1,663,232	1,892,850	1,906,311
	FUND TOTAL REVENUE	(2,059,908)	(1,813,975)	(2,015,000)	(1,835,000)
	FUND NET	(157,834)	(150,743)	(122,150)	71,311

WASTEWATER

413

Revenues	Description	2021 Actual	2022 Actual	2023 Original	2024 Requested
413-461100	INVESTMENT INTEREST	(869)	(5,924)	(4,000)	(4,000)
413-468100	REFUNDS OF EXPENDITURES	(2,255)	-	-	-
413-468200	MISCELLANEOUS INCOME	7,136	(7,860)	(3,500)	(3,500)
413-468210	DISCOUNT INCOME	-	-	(75)	(75)
413-468300	REIMBURSEMENT FOR SERVICES	(7,965)	(965)	-	-
	TOTAL MISCELLANEOUS INCOME	(3,954)	(14,749)	(7,575)	(7,575)
413-471300	SEWER CHARGES	(2,081,477)	(2,129,282)	(2,120,000)	(2,120,000)
413-471400	EXTRA SEWER CHARGES	(520)	(615)	(100)	(100)
413-471500	VETS HOME PUMP STATION CHARGES	(104,222)	(97,545)	(97,000)	(97,000)
	TOTAL MISC REVENUE	(2,186,219)	(2,227,442)	(2,217,100)	(2,217,100)
413-481100	SALE OF EQUIPMENT	(5,376)	-	-	-
413-481300	SALE OF SCRAP	(6)	-	-	-
413-481400	SALES OF INVENTORY/SUPPLIES	(28)	(149)	-	-
	TOTAL SALES OF PROPERTY	(5,410)	(149)	-	-
	TOTAL REVENUE	(2,195,582)	(2,242,340)	(2,224,675)	(2,224,675)

506 WASTEWATER COLLECTION

413506

Expenditures	Description	2021 Actual	2022 Actual	2023 Original	2024 Requested
4139506-511100	WAGES REGULAR EMPLOYEES	210,212	198,068	199,666	203,721
4139506-511200	OVERTIME WAGES	-	170	1,000	1,000
4139506-511300	WAGES-OTHER EMPLOYEES	-	-	3,000	-
4139506-515100	FICA	15,285	14,373	14,395	14,301
4139506-515200	KPERS CONTRIBUTIONS	20,096	18,816	17,909	19,261
4139506-515400	HEALTH INSURANCE	46,598	45,019	42,373	48,000
4139506-515500	UNEMPLOYMENT INSURANCE	213	402	412	498
4139506-515700	DEFERRED COMPENSATION MATCHING	1,261	1,027	1,014	1,014
4139506-515800	WORKERS COMPENSATION	3,225	2,741	5,785	5,785
413506-515600	SHORT-TERM DISABILITY	-	-	1	-
413506-515750	FLEX ACCOUNT CONTRIBUTION	-	-	1	-
4139506-516100	CELL PHONE ALLOWANCE	1,440	1,380	1,440	1,440
	TOTAL PERSONNEL SERVICES	298,331	281,995	286,996	295,020
4139506-521700	CONTRACTUAL SVCS-BLDGS/GROUNDS	-	185	450	450
4139506-521900	CONTRACTUAL SVCS-OTHER EQUIP	1,527	1,703	2,000	2,000
4139506-522400	MEDICAL SERVICES	95	341	500	500
4139506-522700	OTHER PROFESSIONAL SERVICES	2,709	6,716	3,000	3,000
4139506-523100	ADVERTISING COSTS	-	-	200	200
4139506-524400	FREIGHT COSTS	-	-	50	50
4139506-524600	TRAVEL EXPENSES	1,469	1,047	800	800
4139506-524700	TRAINING/CONFERENCE FEES	545	1,760	2,000	2,000
4139506-525100	DUES/MEMBERSHIP FEES	160	-	200	200
4139506-525800	OTHER FEES	-	25	-	-
4139506-527100	TELE. SERVICE & LAND LINES	-	-	1,400	1,400
4139506-527300	CELLULAR TELEPHONES	-	720	-	-
4139506-528100	ELECTRICITY	10,482	11,164	12,000	12,000
4139506-528200	NATURAL GAS	397	221	500	500
4139506-528300	WATER	458	449	400	400
4139506-528600	STORMWATER DRAINAGE	696	672	350	350
4139506-529100	EQUIPMENT RENT	12,358	13,857	15,300	-
	TOTAL CONTRACTUAL SERVICES	30,895	38,861	39,150	23,850
4139506-530100	INSURANCE	2,427	2,268	2,355	2,944
4139506-533200	OFFICE SUPPLIES	33	-	200	200

506 WASTEWATER COLLECTION

413506

Expenditures	Description	2021 Actual	2022 Actual	2023 Original	2024 Requested
4139506-534100	BUILDING & GROUNDS SUPPLIES	1,000	3,113	7,100	7,100
4139506-534200	EQUIPMENT MAINTENANCE SUPPLIES	5,418	4,480	10,000	10,000
4139506-534300	VEHICLE MAINTENANCE SUPPLIES	16,516	6,673	22,000	15,000
4139506-534400	PROTECTION AND SAFETY EQUIP	1,520	3,041	3,000	3,000
4139506-534500	HAND TOOLS	1,994	1,471	2,000	2,000
4139506-534600	UNIFORMS AND ACCESSORIES	1,448	2,570	1,400	1,400
4139506-535100	MAINT SUPPLIES	713	125	800	800
4139506-535300	TRAFFIC CONTROL DEVICE SUPPLY	-	-	500	500
4139506-535900	OTHER OPERATING SUPPLIES	1,209	1,579	2,000	2,000
4139506-536200	CHEMICALS	-	7,074	10,000	10,000
4139506-537900	FUEL	11,828	19,025	20,000	20,000
4139506-538100	INVENTORY ADJUSTMENTS	18	-	-	-
	TOTAL COMMODITIES	44,124	51,419	81,355	74,944
4139506-541100	TAGS AND TAXES	287	-	-	-
4139506-541200	MEALS ON DUTY	111	310	200	200
4139506-541300	SUNDRY CHARGES	266	188	300	300
	TOTAL OTHER EXPENDITURES	663	499	500	500
4139506-551300	VEHICLES/TOWED/MOUNTED EQUIP	33,634	-	70,000	-
4139506-551400	MACHINERY AND EQUIPMENT	11,415	16,466	10,000	10,000
4139506-551800	INFRASTRUCTURE IMPROVEMENTS	27,289	32,543	50,000	50,000
4139506-552000	CONTRACTUAL INFRASTRUCT IMPROV	174,295	117,403	125,000	125,000
4139506-551500	RADIO EQUIPMENT	-	-	1,500	1,500
	TOTAL CAPITAL OUTLAY	246,633	166,412	256,500	186,500
4139506-561700	INTERNAL SUP - SVCE CTR BLDG	15,460	15,489	20,536	19,838
4139506-561800	INTERNAL SUP - OPER CTR BLDG	22,785	18,928	20,229	17,532
	TOTAL INTERNAL SUPPORT	38,245	34,418	40,765	37,370
4139506-571700	CAPITAL LEASE PRINCIPAL	-	-	-	15,590
	TOTAL DEBT SERVICE	-	-	-	15,590
	TOTAL EXPENSES	658,891	573,603	705,265	633,774

508 WASTEWATER TREATMENT

413508

2024 CAPITAL OUTLAY

4139508 - WASTEWATER TREATMENT

	551800	New Return Pump	\$25,000
	551400	Pump Repairs	\$14,000

TOTAL 4139508 - WASTEWATER TREATMENT **\$39,000**

Expenditures	DescriptionFalse	2021 Actual	2022 Actual	2023 Original	2024 Requested
4139508-511100	WAGES REGULAR EMPLOYEES	264,763	268,535	265,058	267,457
4139508-511200	OVERTIME WAGES	7,695	8,528	7,227	7,227
4139508-511300	WAGES-OTHER EMPLOYEES	-	1,753	1,600	-
4139508-515100	FICA	20,475	20,789	19,700	19,413
4139508-515200	KPERS CONTRIBUTIONS	25,989	26,220	23,721	25,360
4139508-515400	HEALTH INSURANCE	46,209	45,895	42,045	49,000
4139508-515500	UNEMPLOYMENT INSURANCE	275	562	540	646
4139508-515700	DEFERRED COMPENSATION MATCHING	2,080	2,080	2,080	2,080
4139508-515800	WORKERS COMPENSATION	4,094	3,472	5,259	5,259
413508-515600	SHORT-TERM DISABILITY	-	-	1	-
413508-515750	FLEX ACCOUNT CONTRIBUTION	-	-	1	-
4139508-516100	CELL PHONE ALLOWANCE	1,440	1,440	1,440	1,440
	TOTAL PERSONNEL SERVICES	373,020	379,274	368,672	377,882

508 WASTEWATER TREATMENT

413508

2024 CAPITAL OUTLAY

4139508 - WASTEWATER TREATMENT

551800	New Return Pump	\$25,000
551400	Pump Repairs	\$14,000

TOTAL 4139508 - WASTEWATER TREATMENT **\$39,000**

Expenditures	DescriptionFalse	2021 Actual	2022 Actual	2023 Original	2024 Requested
4139508-521100	CONTRACT SVCS- OFF FURN/EQUIP	489	-	100	100
4139508-521200	CONTRACT SVCS- TECH/COMPUTER	-	516	800	800
4139508-521700	CONTRACTUAL SVCS-BLDGS/GROUNDS	6,230	13,638	6,500	6,500
4139508-521900	CONTRACTUAL SVCS-OTHER EQUIP	10,676	7,246	5,000	7,500
4139508-522400	MEDICAL SERVICES	175	182	300	300
4139508-522700	OTHER PROFESSIONAL SERVICES	8,644	8,129	12,000	12,000
4139508-524300	LAUNDRY AND CLEANING SERVICES	-	-	650	650
4139508-524400	FREIGHT COSTS	205	139	200	200
4139508-524600	TRAVEL EXPENSES	1,391	2,753	2,500	3,000
4139508-524700	TRAINING/CONFERENCE FEES	865	1,600	2,500	2,500
4139508-525100	DUES/MEMBERSHIP FEES	170	25	400	400
4139508-525800	OTHER FEES	1,965	1,430	2,000	2,000
4139508-527100	TELE. SERVICE & LAND LINES	522	539	500	500
4139508-528100	ELECTRICITY	208,586	245,893	185,000	200,000
4139508-528200	NATURAL GAS	10,442	14,466	20,000	20,000
4139508-528300	WATER	8,824	17,183	22,000	22,000
4139508-528500	REFUSE	4,758	4,392	3,200	4,800
4139508-528600	STORMWATER DRAINAGE	200	192	96	96
4139508-529100	EQUIPMENT RENT	4,312	5,590	5,500	-
	TOTAL CONTRACTUAL SERVICES	268,453	323,912	269,246	283,346
4139508-530100	INSURANCE	33,620	30,706	31,881	39,852
4139508-533200	OFFICE SUPPLIES	79	207	500	500
4139508-533700	LAB/PHOTO SUPPLIES	12,152	17,807	16,000	25,000
4139508-534100	BUILDING & GROUNDS SUPPLIES	1,880	3,154	2,700	3,300
4139508-534200	EQUIPMENT MAINTENANCE SUPPLIES	1,946	3,172	5,500	5,500
4139508-534300	VEHICLE MAINTENANCE SUPPLIES	272	1,534	1,000	1,000
4139508-534400	PROTECTION AND SAFETY EQUIP	707	654	1,500	1,500
4139508-534500	HAND TOOLS	453	79	400	400
4139508-534600	UNIFORMS AND ACCESSORIES	1,094	887	1,200	1,200

508 WASTEWATER TREATMENT

413508

2024 CAPITAL OUTLAY

4139508 - WASTEWATER TREATMENT

551800	New Return Pump	\$25,000
551400	Pump Repairs	\$14,000

TOTAL 4139508 - WASTEWATER TREATMENT \$39,000

Expenditures	DescriptionFalse	2021 Actual	2022 Actual	2023 Original	2024 Requested
4139508-535900	OTHER OPERATING SUPPLIES	1,167	1,734	2,000	2,000
4139508-536200	CHEMICALS	11,997	12,910	18,500	18,500
4139508-537300	LUBRICANTS & MOTOR OILS	73	61	200	200
4139508-537900	FUEL	2,444	4,074	4,500	4,500
	TOTAL COMMODITIES	67,884	76,978	85,881	103,452
4139508-541200	MEALS ON DUTY	282	164	400	400
4139508-541300	SUNDRY CHARGES	-	119	250	250
	TOTAL OTHER EXPENDITURES	282	283	650	650
4139508-551400	MACHINERY AND EQUIPMENT	9,989	-	14,000	14,000
4139508-551600	BUILDING AND STRUCTURAL IMPR	30,625	94,788	55,000	65,000
4139508-551800	INFRASTRUCTURE IMPROVEMENTS	-	-	25,000	25,000
	TOTAL CAPITAL OUTLAY	40,614	94,788	94,000	104,000
4139508-561700	INTERNAL SUP - SVCE CTR BLDG	2,881	2,887	3,827	3,697
	TOTAL INTERNAL SUPPORT	2,881	2,887	3,827	3,697
4139508-571700	CAPITAL LEASE PRINCIPAL	-	-	-	5,500
	TOTAL DEBT SERVICE	-	-	-	5,500
	TOTAL EXPENSES	753,134	878,122	822,276	878,527

509 VETERAN'S HOME PUMP STATION

4139509

Expenditures	Description	2021 Actual	2022 Actual	2023 Original	2024 Requested
4139509-521700	CONTRACTUAL SVCS-BLDGS/GROUNDS	-	-	750	750
4139509-521900	CONTRACTUAL SVCS-OTHER EQUIP	6,798	-	3,000	3,000
4139509-528100	ELECTRICITY	5,082	5,553	6,000	6,000
4139509-528200	NATURAL GAS	1,505	1,525	2,000	2,000
4139509-528600	STORMWATER DRAINAGE	-	-	25	25
	TOTAL CONTRACTUAL SERVICES	13,384	7,077	11,775	11,775
4139509-530100	INSURANCE	86	798	829	1,036
4139509-534100	BUILDING & GROUNDS SUPPLIES	717	-	1,000	1,000
4139509-536200	CHEMICALS	-	-	350	350
	TOTAL COMMODITIES	803	798	2,179	2,386
4139509-551600	BUILDING AND STRUCTURAL IMPR	-	-	9,000	9,000
	TOTAL CAPITAL OUTLAY	-	-	9,000	9,000
413509-581130	TRANSFER TO EQUIPMENT RESERVE	11,250	-	15,000	-
	TOTAL TRANSFERS OUT	11,250	-	15,000	-
	TOTAL EXPENSES	25,437	7,876	37,954	23,161

510 WASTEWATER ADMINISTRATION

413510

Expenditures	Description	2021 Actual	2022 Actual	2023 Original	2024 Requested
4139510-511100	WAGES REGULAR EMPLOYEES	38,936	40,459	41,057	41,570
4139510-515100	FICA	2,951	3,073	3,117	3,098
4139510-515200	KPERS CONTRIBUTIONS	8,269	9,312	1,142	1,217
4139510-515400	HEALTH INSURANCE	4,722	4,768	4,459	5,506
4139510-515500	UNEMPLOYMENT INSURANCE	39	83	87	104
4139510-515800	WORKERS COMPENSATION	473	373	478	478
413510-515600	SHORT-TERM DISABILITY	-	-	1	-
4139510-516100	CELL PHONE ALLOWANCE	75	150	150	150
4139510-516200	CAR ALLOWANCE	525	1,050	1,051	1,051
	TOTAL PERSONNEL SERVICES	55,991	59,268	51,542	53,174
4139510-522700	OTHER PROFESSIONAL SERVICES	-	-	200	200
4139510-523100	ADVERTISING COSTS	-	-	100	100
4139510-524500	PRIVATE CAR MILEAGE	-	-	1,200	1,200
4139510-525800	OTHER FEES	-	-	100	100
4139510-527100	TELE. SERVICE & LAND LINES	-	-	100	100
	TOTAL CONTRACTUAL SERVICES	-	-	1,700	1,700
4139510-530100	INSURANCE	-	867	-	810
	TOTAL COMMODITIES	-	867	-	810
4139510-561100	INTERNAL SUPPORT - MIS	28,365	31,143	34,137	34,740
4139510-561200	INTERNAL SUPPORT - MGMT SVCES	55,652	68,541	66,991	63,247
4139510-561300	INTERNAL SUPPORT - CUST SVCE	36,344	29,519	39,626	31,947
4139510-561400	INTERNAL SUPPORT - PURCH/DOC	8,785	13,816	13,841	13,354
4139510-561500	INTERNAL SUP - CITY HALL BLDG	2,588	1,976	2,386	2,331
4139510-561600	INTERNAL SUPPORT - ENGINEERING	4,244	5,943	5,475	6,913
4139510-561800	INTERNAL SUP - OPER CTR BLDG	2,540	2,110	2,255	1,954
	TOTAL INTERNAL SUPPORT	138,517	153,047	164,710	154,486

510 WASTEWATER ADMINISTRATION

413510

Expenditures	Description	2021 Actual	2022 Actual	2023 Original	2024 Requested
413510-581100	TRANSFER TO GENERAL FUND	150,000	150,000	150,000	150,000
413510-581120	TRANSFER TO OTHER FUNDS	-	18,479	-	-
413510-581400	TRANSFER TO BOND AND INTEREST	47,221	45,953	90,120	88,348
413510-581960	TRSFER TO WASTEWATER EQUIP RSV	50,000	50,000	50,000	50,000
4139510-581110	TRANSFER TO GOLF COURSE	-	-	100,000	100,000
	TOTAL TRANSFERS OUT	247,221	264,432	390,120	388,348
	TOTAL EXPENSES	441,729	477,614	608,072	598,518

FUND TOTAL - WASTEWATER

FUND TOTAL EXPENSES	1,879,191	1,937,216	2,173,567	2,133,980
FUND TOTAL REVENUE	(2,195,582)	(2,242,340)	(2,224,675)	(2,224,675)
FUND NET	(316,391)	(305,125)	(51,108)	(90,695)

STORMWATER DRAINAGE

414

Revenues	Description	2021 Actual	2022 Actual	2023 Original	2024 Requested
414-461100	INVESTMENT INTEREST	(438)	(2,940)	(2,500)	(2,500)
	TOTAL MISCELLANEOUS INCOME	(438)	(2,940)	(2,500)	(2,500)
414-471900	STORMWATER DRAINAGE FEES	(300,166)	(299,748)	(300,000)	(300,000)
	TOTAL MISC REVENUE	(300,166)	(299,748)	(300,000)	(300,000)
	TOTAL REVENUE	(300,604)	(302,688)	(302,500)	(302,500)

150 STORM WATER DRAINAGE

4143150

Expenditures	Description	2021 Actual	2022 Actual	2023 Original	2024 Requested
4143150-511100	WAGES REGULAR EMPLOYEES	48,102	50,151	49,263	50,513
4143150-515100	FICA	3,451	3,645	3,419	3,456
4143150-515200	KPERS CONTRIBUTIONS	4,576	4,858	4,385	4,764
4143150-515400	HEALTH INSURANCE	12,402	12,630	11,664	14,920
4143150-515500	UNEMPLOYMENT INSURANCE	48	104	99	122
4143150-515800	WORKERS COMPENSATION	-	1,318	2,154	2,154
4143150-511200	OVERTIME WAGES	895	1,449	-	-
	TOTAL PERSONNEL SERVICES	69,474	74,155	70,984	75,929
4143150-522100	ARCH/ENG/PLAN/ABSTRCT/APPR SVC	-	1,430	50,000	50,000
4143150-523100	ADVERTISING COSTS	43	-	500	500
4143150-525800	OTHER FEES	120	465	200	200
4143150-529100	EQUIPMENT RENT	-	-	500	500
	TOTAL CONTRACTUAL SERVICES	163	1,895	51,200	51,200
4143150-534100	BUILDING & GROUNDS SUPPLIES	11,288	22,793	55,000	55,000
4143150-534200	EQUIPMENT MAINTENANCE SUPPLIES	-	-	100	100
4143150-534500	HAND TOOLS	2,225	1,264	2,000	2,000
4143150-536100	GRASS SEED AND SOD	-	55	2,500	2,500
4143150-536200	CHEMICALS	-	-	250	250
4143150-530100	INSURANCE	-	62	-	58
	TOTAL COMMODITIES	13,513	24,175	59,850	59,908
4143150-561200	INTERNAL SUPPORT - MGMT SVCES	20,759	13,709	25,743	24,304
4143150-561300	INTERNAL SUPPORT - CUST SVCE	3,066	-	3,379	2,750
4143150-561400	INTERNAL SUPPORT - PURCH/DOC	798	1,256	1,258	1,214
4143150-561500	INTERNAL SUP - CITY HALL BLDG	235	180	217	212
4143150-561600	INTERNAL SUPPORT - ENGINEERING	4,244	5,943	5,475	6,913
	TOTAL INTERNAL SUPPORT	29,102	21,087	36,071	35,393
414150-581400	TRANSFER TO BOND AND INTEREST	20,000	13,000	-	-
	TOTAL TRANSFERS OUT	20,000	13,000	-	-
	TOTAL EXPENSES	132,251	134,311	218,105	222,430

FUND TOTAL - STORMWATER DRAINAGE

FUND TOTAL EXPENSES	132,251	134,311	218,105	222,430
FUND TOTAL REVENUE	(300,604)	(302,688)	(302,500)	(302,500)
FUND NET	(168,353)	(168,377)	(84,395)	(80,070)

ELECTRIC DEPRECIATION

420

Revenues	DescriptionFalse	2021 Actual	2022 Actual	2023 Original	2024 Requested
420-511100	WAGES REGULAR EMPLOYEES	-	199,200	-	-
420-515100	FICA	-	15,239	-	-
420-515200	KPERS CONTRIBUTIONS	-	13,543	-	-
420-515300	KP&F CONTRIBUTIONS	-	14,070	-	-
420-515500	UNEMPLOYMENT INSURANCE	-	398	-	-
	TOTAL PERSONNEL SERVICES	-	242,450	-	-
420-521900	CONTRACTUAL SVCS-OTHER EQUIP	145,583	1,400	-	-
420-522700	OTHER PROFESSIONAL SERVICES	-	31,433	-	-
	TOTAL CONTRACTUAL SERVICES	145,583	32,833	-	-
420-541100	TAGS AND TAXES	-	51	-	-
	TOTAL OTHER EXPENDITURES	-	51	-	-
420-551300	VEHICLES/TOWED/MOUNTED EQUIP	595,727	433,771	-	-
	TOTAL CAPITAL OUTLAY	595,727	433,771	-	-
420-571700	CAPITAL LEASE PRINCIPAL	-	59,999	-	-
420-572700	CAPITAL LEASE INTEREST	-	4,740	-	-
	TOTAL DEBT SERVICE	-	64,739	-	-
420-461100	INVESTMENT INTEREST	(3,741)	(17,366)	-	-
420-468100	REFUNDS OF EXPENDITURES	(308,979)	-	-	-
	TOTAL MISCELLANEOUS INCOME	(312,720)	(17,366)	-	-
420-491120	TRANSFER FROM ELECTRIC	(348,500)	(77,031)	-	-
420-491121	TRANSFER FROM TRANSMISSION	(26,500)	-	-	-
	TOTAL TRANSFERS IN	(375,000)	(77,031)	-	-
	TOTAL EXPENSES	741,310	773,843	-	-
	TOTAL REVENUE	(687,720)	(94,397)	-	-
FUND TOTAL - ELECTRIC DEPRECIATION					
	FUND TOTAL EXPENSES	741,310	773,843	-	-
	FUND TOTAL REVENUE	(687,720)	(94,397)	-	-

FUND NET

53,590

679,447

-

-

QUAIL RIDGE GOLF COURSE

433

Revenues	Description	2021 Actual	2022 Actual	2023 Original	2024 Requested
433-447500	CLUB REPAIR FEES	(548)	(180)	(1,500)	(1,500)
433-448200	CONCESSIONS SALES	(36,229)	(40,054)	(42,000)	(42,000)
433-448500	MERCHANDISE SALES	(45,798)	(50,101)	(52,000)	(52,000)
	TOTAL CHARGES FOR SERVICES	(82,575)	(90,335)	(95,500)	(95,500)
433-461100	INVESTMENT INTEREST	(12)	(193)	(100)	(100)
433-462100	RENT-MISCELLANEOUS	(590)	(459)	(500)	(500)
433-468100	REFUNDS OF EXPENDITURES	(378)	(2,722)	(75)	(75)
433-468200	MISCELLANEOUS INCOME	-	1,093	-	-
433-468800	CASH OVER/SHORT	(8)	(867)	-	-
433-461350	RESERVE FUNDS-3RD PARTY HOLDER	-	-	(500)	(500)
	TOTAL MISCELLANEOUS INCOME	(988)	(3,148)	(1,175)	(1,175)
433-472100	DAILY GREEN FEES	(156,183)	(159,582)	(155,500)	(160,000)
433-472200	SEASONAL GREEN FEES	(66,357)	(67,969)	(56,000)	(60,000)
433-472300	GOLF CART RENTAL	(91,349)	(102,411)	(82,000)	(90,000)
433-472500	GOLF DRIVING RANGE FEES	(10,919)	(9,305)	(21,000)	(12,000)
433-472600	GOLF ADVERTISING FEES	(6,093)	(7,000)	-	-
433-472700	GOLF HANDICAP FEES	(1,019)	(630)	(750)	(750)
433-472900	PRIVATE LESSON FEES	(975)	(160)	(1,000)	(1,000)
433-472950	GROUP INSTRUCTION FEES	(2,805)	(1,614)	(3,000)	(3,000)
	TOTAL MISC REVENUE	(335,701)	(348,671)	(319,250)	(326,750)
433-481100	SALE OF EQUIPMENT	(355)	(9,576)	-	-
433-481300	SALE OF SCRAP	(123)	(72)	-	-
433-481400	SALES OF INVENTORY/SUPPLIES	(25)	-	-	-
	TOTAL SALES OF PROPERTY	(504)	(9,648)	-	-
433-491120	TRANSFER FROM ELECTRIC	(135,000)	(81,316)	(100,000)	(100,000)
433-491130	TRANSFER FROM GAS	(135,000)	(115,000)	(125,000)	(125,000)
433-491191	TRANSFER FROM WASTEWATER	-	(16,500)	(100,000)	(100,000)
	TOTAL TRANSFERS IN	(270,000)	(212,816)	(325,000)	(325,000)
	TOTAL REVENUE	(689,767)	(664,617)	(740,925)	(748,425)

606 QUAIL RIDGE MAINTENANCE

433606

Expenditures	DescriptionFalse	2021 Actual	2022 Actual	2023 Original	2024 Requested
4339606-511100	WAGES REGULAR EMPLOYEES	107,909	100,284	95,239	98,747
4339606-511200	OVERTIME WAGES	3,562	3,933	6,000	6,000
4339606-511300	WAGES-OTHER EMPLOYEES	21,851	31,818	31,620	35,000
4339606-515100	FICA	9,977	9,936	8,517	10,755
4339606-515200	KPERS CONTRIBUTIONS	9,757	9,537	8,563	9,342
4339606-515400	HEALTH INSURANCE	18,997	26,451	23,328	29,840
4339606-515500	UNEMPLOYMENT INSURANCE	135	273	242	367
4339606-515800	WORKERS COMPENSATION	1,206	1,060	-	-
433606-515700	DEFERRED COMPENSATION MATCHING	-	-	803	-
4339606-516100	CELL PHONE ALLOWANCE	870	930	960	960
	TOTAL PERSONNEL SERVICES	174,264	184,223	175,272	191,011
4339606-521700	CONTRACTUAL SVCS-BLDGS/GROUNDS	4,000	4,100	4,000	4,400
4339606-521900	CONTRACTUAL SVCS-OTHER EQUIP	910	580	2,000	2,000
4339606-522400	MEDICAL SERVICES	370	364	400	400
4339606-522700	OTHER PROFESSIONAL SERVICES	-	-	100	100
4339606-524600	TRAVEL EXPENSES	443	982	1,200	1,200
4339606-524700	TRAINING/CONFERENCE FEES	716	755	1,400	1,400
4339606-525100	DUES/MEMBERSHIP FEES	530	80	600	600
4339606-528100	ELECTRICITY	16,521	24,724	14,000	18,000
4339606-528200	NATURAL GAS	651	1,263	1,000	1,500
4339606-528300	WATER	542	538	500	500
4339606-528500	REFUSE	1,157	1,068	1,000	1,000
4339606-528600	STORMWATER DRAINAGE	300	288	300	300
4339606-529100	EQUIPMENT RENT	-	-	300	300
	TOTAL CONTRACTUAL SERVICES	26,140	34,742	26,800	31,700
4339606-530100	INSURANCE	-	158	153	147
4339606-533200	OFFICE SUPPLIES	13	39	150	150
4339606-534100	BUILDING & GROUNDS SUPPLIES	15,945	11,654	19,000	19,000
4339606-534200	EQUIPMENT MAINTENANCE SUPPLIES	18,743	19,514	28,000	28,000
4339606-534300	VEHICLE MAINTENANCE SUPPLIES	2,159	507	2,000	2,000
4339606-534400	PROTECTION AND SAFETY EQUIP	214	157	600	600
4339606-534500	HAND TOOLS	1,000	967	1,200	1,200
4339606-534600	UNIFORMS AND ACCESSORIES	653	382	600	600

606 QUAIL RIDGE MAINTENANCE

433606

Expenditures	Description	2021 Actual	2022 Actual	2023 Original	2024 Requested
4339606-535900	OTHER OPERATING SUPPLIES	1	140	600	600
4339606-536100	GRASS SEED AND SOD	4,000	7,007	9,000	12,000
4339606-536200	CHEMICALS	29,349	30,616	34,000	37,400
4339606-536300	SAND FILL AND SOIL	2,248	2,495	5,000	6,000
4339606-536400	FERTILIZER	14,271	13,950	18,000	18,000
4339606-537100	DIESEL FUEL - ON SITE TANKS	5,531	5,489	8,000	9,000
4339606-537200	UNLEAD GASOLINE - ON SITE TANK	4,622	8,093	8,000	9,000
4339606-537300	LUBRICANTS & MOTOR OILS	880	1,354	1,500	1,500
4339606-537900	FUEL	1,356	1,766	1,700	1,900
	TOTAL COMMODITIES	100,985	104,286	137,503	147,097
4339606-541300	SUNDRY CHARGES	-	-	100	100
	TOTAL OTHER EXPENDITURES	-	-	100	100
4339606-551400	MACHINERY AND EQUIPMENT	-	6,122	-	-
4339606-551700	GROUNDS IMPROVEMENTS	10,306	-	-	-
4339606-551800	INFRASTRUCTURE IMPROVEMENTS	-	-	12,223	-
	TOTAL CAPITAL OUTLAY	10,306	6,122	12,223	-
4339606-561700	INTERNAL SUP - SVCE CTR BLDG	2,515	2,142	2,839	2,743
	TOTAL INTERNAL SUPPORT	2,515	2,142	2,839	2,743
4339606-571700	CAPITAL LEASE PRINCIPAL	20,837	16,307	20,119	11,000
	TOTAL DEBT SERVICE	20,837	16,307	20,119	11,000
	TOTAL EXPENSES	335,047	347,822	374,857	383,651

608 QUAIL RIDGE CLUBHOUSE

4339608

Expenditures	DescriptionFalse	2021 Actual	2022 Actual	2023 Original	2024 Requested
4339608-511100	WAGES REGULAR EMPLOYEES	100,139	82,927	95,050	86,796
4339608-511200	OVERTIME WAGES	4,972	4,351	6,000	6,000
4339608-511300	WAGES-OTHER EMPLOYEES	29,561	35,614	29,880	30,468
4339608-515100	FICA	9,748	9,204	7,788	9,122
4339608-515200	KPERS CONTRIBUTIONS	9,695	7,824	8,761	8,544
4339608-515400	HEALTH INSURANCE	19,193	14,151	17,829	22,021
4339608-515500	UNEMPLOYMENT INSURANCE	135	253	221	296
4339608-515800	WORKERS COMPENSATION	1,183	1,058	1,230	1,230
4339608-516100	CELL PHONE ALLOWANCE	-	300	360	780
4339608-516200	CAR ALLOWANCE	-	2,320	3,016	3,016
	TOTAL PERSONNEL SERVICES	174,626	158,003	170,135	168,273
4339608-521700	CONTRACTUAL SVCS-BLDGS/GROUNDS	2,891	2,950	1,000	1,000
4339608-521900	CONTRACTUAL SVCS-OTHER EQUIP	1,097	-	5,500	5,500
4339608-522400	MEDICAL SERVICES	-	156	300	300
4339608-522700	OTHER PROFESSIONAL SERVICES	-	265	750	750
4339608-522810	CREDIT CARD FEES	4,745	9,805	2,000	2,000
4339608-523100	ADVERTISING COSTS	690	346	1,000	1,000
4339608-524100	PRINTING/PHOTO SERVICES	638	1,670	2,500	2,500
4339608-524600	TRAVEL EXPENSES	-	977	2,000	2,000
4339608-524700	TRAINING/CONFERENCE FEES	-	505	2,000	2,000
4339608-525100	DUES/MEMBERSHIP FEES	1,275	1,563	1,000	1,000
4339608-527100	TELE. SERVICE & LAND LINES	162	207	-	-
4339608-528100	ELECTRICITY	8,239	5,816	8,800	9,680
4339608-528200	NATURAL GAS	1,435	1,980	2,000	2,200
4339608-528300	WATER	671	723	1,200	1,320
4339608-528400	SEWER	787	838	1,200	1,320
4339608-528500	REFUSE	1,924	1,776	1,500	1,500
4339608-528600	STORMWATER DRAINAGE	100	96	48	48
4339608-529100	EQUIPMENT RENT	9,443	10,713	13,000	10,000
433608-521500	CONTRACT SVCS-SOFTWARE MAINT	-	-	250	-
4339608-521500	CONTRACT SVCS-SOFTWARE MAINT	-	-	-	250
	TOTAL CONTRACTUAL SERVICES	34,097	40,386	46,048	44,368
4339608-530100	INSURANCE	-	156	152	146

608 QUAIL RIDGE CLUBHOUSE

4339608

Expenditures	Description	2021 Actual	2022 Actual	2023 Original	2024 Requested
4339608-532600	CONCESSIONS PURCHASES	16,738	21,248	15,000	14,000
4339608-532700	PRO SHOP PURCH FOR RESALE	38,843	42,034	33,000	30,000
4339608-533200	OFFICE SUPPLIES	597	414	1,000	1,000
4339608-533400	POSTAGE	38	27	250	250
4339608-534100	BUILDING & GROUNDS SUPPLIES	8,632	19,347	10,000	10,000
4339608-534200	EQUIPMENT MAINTENANCE SUPPLIES	1,866	1,981	4,000	4,000
4339608-534600	UNIFORMS AND ACCESSORIES	876	-	1,500	1,500
4339608-535900	OTHER OPERATING SUPPLIES	13,666	9,493	6,500	6,500
4339608-538100	INVENTORY ADJUSTMENTS	-	-	500	500
	TOTAL COMMODITIES	81,256	94,699	71,902	67,896
4339608-541400	LICENSING FEES	375	375	350	350
4339608-543200	JUNIOR GOLF EXPENSE	94	1,566	2,000	1,500
	TOTAL OTHER EXPENDITURES	469	1,941	2,350	1,850
4339608-561100	INTERNAL SUPPORT - MIS	11,340	12,458	13,655	13,896
4339608-561200	INTERNAL SUPPORT - MGMT SVCES	11,653	15,602	25,743	12,650
4339608-561400	INTERNAL SUPPORT - PURCH/DOC	2,635	4,145	4,152	4,006
4339608-561500	INTERNAL SUP - CITY HALL BLDG	777	593	716	700
	TOTAL INTERNAL SUPPORT	26,405	32,797	44,266	31,252
4339608-571700	CAPITAL LEASE PRINCIPAL	14,965	10,936	31,350	32,808
	TOTAL DEBT SERVICE	14,965	10,936	31,350	32,808
	TOTAL EXPENSES	331,819	338,762	366,051	346,447
FUND TOTAL - QUAIL RIDGE GOLF COURSE					
	FUND TOTAL EXPENSES	666,865	686,584	740,908	730,098
	FUND TOTAL REVENUE	(689,767)	(664,617)	(740,925)	(748,425)
	FUND NET	(22,901)	21,967	(17)	(18,327)

MANAGEMENT SERVICES

508

Revenues	DescriptionFalse	2021 Actual	2022 Actual	2023 Original	2024 Requested
508-441400	SALE OF MAPS ETC	-	(18)	(50)	-
	TOTAL CHARGES FOR SERVICES	-	(18)	(50)	-
508-466100	INTERNAL SUPP CONT-MIS	(435,232)	(645,514)	(682,747)	(694,798)
508-466200	INTERNAL SUPP CONT-MGMT SVCES	(1,164,369)	(1,359,000)	(1,298,809)	(1,263,948)
508-466300	INTERNAL SUPP CONT-CUST SVCES	(832,226)	(698,739)	(899,822)	(731,595)
508-466400	INTERNAL SUPP CONT-PURCH/DOC	(213,156)	(327,752)	(322,154)	(316,809)
508-466500	INTERN SUPP CONT-CITYHALL BLDG	(61,373)	(49,401)	(60,606)	(55,306)
508-466600	INTERNAL SUPP CONT-ENGINEERING	(210,108)	(311,787)	(271,034)	(342,208)
508-468100	REFUNDS OF EXPENDITURES	(1,811)	(1,518)	(500)	(500)
508-468200	MISCELLANEOUS INCOME	(67,601)	(68,804)	-	(60,000)
508-468210	DISCOUNT INCOME	-	-	(200)	-
508-468800	CASH OVER/SHORT	(155)	4,051	-	-
508-468900	NSF CHECK CHARGES	(240)	(270)	(3,000)	(3,000)
508-469200	LATE PAYMENT CHARGES	(134,745)	(151,797)	(105,000)	(135,000)
508-469700	SMALL UB ACCT BAL W/O	686	-	-	-
508-468700	CREDIT CARD FEES	(67,119)	(129,413)	-	(140,000)
	TOTAL MISCELLANEOUS INCOME	(3,187,449)	(3,739,945)	(3,643,872)	(3,743,164)
508-481300	SALE OF SCRAP	(20)	-	-	-
508-481400	SALES OF INVENTORY/SUPPLIES	(82)	(134)	-	-
	TOTAL SALES OF PROPERTY	(102)	(134)	-	-
	TOTAL REVENUE	(3,187,551)	(3,740,096)	(3,643,922)	(3,743,164)

800 MIS

508800

2024 CAPITAL OUTLAY

508800 - MIS

551200	Desktop Computer Group 4	\$24,000
551200	Laptop\Surface Group 4	\$20,000
551200	Network Storage expansion	\$16,000

TOTAL 508800 - MIS

\$60,000

Expenditures	Description	2021 Actual	2022 Actual	2023 Original	2024 Requested
508800-511100	WAGES REGULAR EMPLOYEES	288,104	241,206	240,131	242,663
508800-511200	OVERTIME WAGES	7,193	-	-	-
508800-515100	FICA	21,374	17,542	16,885	17,679
508800-515200	KPERS CONTRIBUTIONS	28,549	23,195	21,539	23,221
508800-515400	HEALTH INSURANCE	43,133	35,219	34,992	36,941
508800-515500	UNEMPLOYMENT INSURANCE	303	493	486	592
508800-515600	SHORT-TERM DISABILITY	-	-	1	-
508800-515700	DEFERRED COMPENSATION MATCHING	900	520	520	520
508800-515750	FLEX ACCOUNT CONTRIBUTION	-	-	1	-
508800-515800	WORKERS COMPENSATION	234	202	324	324
508800-516100	CELL PHONE ALLOWANCE	1,590	1,320	1,320	1,320
508800-516200	CAR ALLOWANCE	4,202	4,202	4,202	4,202
	TOTAL PERSONNEL SERVICES	395,581	323,898	320,401	327,462
508800-521200	CONTRACT SVCS- TECH/COMPUTER	839	-	-	-
508800-521500	CONTRACT SVCS-SOFTWARE MAINT	56,905	105,489	101,710	110,200
508800-522500	TECH/NETWORK/SOFTWARE CONSULT	1,408	761	1,200	1,200
508800-522700	OTHER PROFESSIONAL SERVICES	14,513	20,006	25,000	25,000
508800-524500	PRIVATE CAR MILEAGE	274	-	5,000	2,000
508800-524600	TRAVEL EXPENSES	486	7,657	5,000	8,000
508800-524700	TRAINING/CONFERENCE FEES	847	4,075	5,000	5,000
508800-525100	DUES/MEMBERSHIP FEES	38	288	500	500
508800-527100	TELE. SERVICE & LAND LINES	80,597	98,170	101,200	101,200
508800-527300	CELLULAR TELEPHONES	-	1,464	-	-
508800-527400	INTERNET SERVICE	12,606	1,146	-	-
	TOTAL CONTRACTUAL SERVICES	168,512	239,057	244,610	253,100

800 MIS

508800

2024 CAPITAL OUTLAY

508800 - MIS

551200	Desktop Computer Group 4	\$24,000
551200	Laptop\Surface Group 4	\$20,000
551200	Network Storage expansion	\$16,000

TOTAL 508800 - MIS **\$60,000**

Expenditures	Description	2021 Actual	2022 Actual	2023 Original	2024 Requested
508800-533200	OFFICE SUPPLIES	81	23	-	-
508800-533500	COMPUTER/PERIPHERAL SUPPLIES	37,594	43,739	51,500	50,000
	TOTAL COMMODITIES	37,674	43,762	51,500	50,000
508800-541300	SUNDRY CHARGES	824	530	1,000	1,000
	TOTAL OTHER EXPENDITURES	824	530	1,000	1,000
508800-551100	OFFICE FURNITURE & EQUIPMENT	8,062	1,738	-	-
508800-551200	TECHNICAL/DIGITAL EQUIPMENT	529	38,365	62,000	60,000
	TOTAL CAPITAL OUTLAY	8,591	40,103	62,000	60,000
508800-581400	TRANSFER TO BOND AND INTEREST	3,236	3,236	3,236	3,236
	TOTAL TRANSFERS OUT	3,236	3,236	3,236	3,236
	TOTAL EXPENSES	614,418	650,586	682,747	694,798

801 CUSTOMER SERVICE

508801

Expenditures	Description	2021 Actual	2022 Actual	2023 Original	2024 Requested
508801-511100	WAGES REGULAR EMPLOYEES	408,986	445,324	451,475	410,984
508801-511200	OVERTIME WAGES	22,828	12,910	2,500	13,000
508801-511300	WAGES-OTHER EMPLOYEES	-	-	-	9,706
508801-515100	FICA	31,694	33,581	32,651	28,008
508801-515200	KPERS CONTRIBUTIONS	41,235	39,390	40,712	35,647
508801-515400	HEALTH INSURANCE	76,577	69,434	74,710	50,465
508801-515500	UNEMPLOYMENT INSURANCE	436	975	917	934
508801-515600	SHORT-TERM DISABILITY	-	-	1	-
508801-515700	DEFERRED COMPENSATION MATCHING	1,462	1,394	1,454	1,196
508801-515750	FLEX ACCOUNT CONTRIBUTION	-	-	1	-
508801-515800	WORKERS COMPENSATION	1,493	1,241	2,168	2,168
508801-516100	CELL PHONE ALLOWANCE	1,920	2,040	2,400	1,440
508801-516200	CAR ALLOWANCE	2,182	2,101	4,202	-
	TOTAL PERSONNEL SERVICES	588,812	608,389	613,191	553,548
508801-521100	CONTRACT SVCS- OFF FURN/EQUIP	8,088	8,600	8,900	8,900
508801-522400	MEDICAL SERVICES	260	130	500	500
508801-522600	COLLECTION AGENCY SERVICES	69,112	83,720	85,000	85,000
508801-522700	OTHER PROFESSIONAL SERVICES	27,666	34,584	25,000	45,000
508801-522810	CREDIT CARD FEES	71,641	177,448	16,000	180,000
508801-523100	ADVERTISING COSTS	300	-	-	-
508801-524500	PRIVATE CAR MILEAGE	-	-	500	500
508801-524600	TRAVEL EXPENSES	538	3,044	2,000	2,000
508801-524700	TRAINING/CONFERENCE FEES	-	1,099	1,000	1,000
508801-527300	CELLULAR TELEPHONES	-	436	-	-
	TOTAL CONTRACTUAL SERVICES	177,605	309,061	138,900	322,900

801 CUSTOMER SERVICE

508801

Expenditures	Description	2021 Actual	2022 Actual	2023 Original	2024 Requested
508801-533200	OFFICE SUPPLIES	724	391	1,000	1,000
508801-533400	POSTAGE	68,445	69,884	63,000	69,000
508801-534300	VEHICLE MAINTENANCE SUPPLIES	1,321	1,418	2,500	2,500
508801-534500	HAND TOOLS	35	373	400	400
508801-534600	UNIFORMS AND ACCESSORIES	3	-	800	400
508801-535900	OTHER OPERATING SUPPLIES	113	143	100	100
508801-537900	FUEL	3,917	4,248	4,000	4,000
	TOTAL COMMODITIES	74,558	76,458	71,800	77,400
508801-541300	SUNDRY CHARGES	552	6,103	500	500
508801-545400	CONTRIB TO MAIN STREET	20,000	20,000	10,000	-
508801-546200	CONTRIB TO COWLEY FIRST	45,000	33,750	45,000	45,000
	TOTAL OTHER EXPENDITURES	65,552	59,853	55,500	45,500
508801-551100	OFFICE FURNITURE & EQUIPMENT	19,719	-	15,000	5,000
	TOTAL CAPITAL OUTLAY	19,719	-	15,000	5,000
508801-561700	INTERNAL SUP - SVCE CTR BLDG	4,000	4,408	5,432	5,247
	TOTAL INTERNAL SUPPORT	4,000	4,408	5,432	5,247
	TOTAL EXPENSES	930,246	1,058,169	899,822	1,009,595

802 MANAGEMENT SERVICES

508802

Expenditures	Description	2021 Actual	2022 Actual	2023 Original	2024 Requested
508802-511100	WAGES REGULAR EMPLOYEES	700,569	699,773	688,325	679,734
508802-511200	OVERTIME WAGES	2,044	1,052	600	600
508802-511300	WAGES-OTHER EMPLOYEES	156	3,005	20,000	20,000
508802-515100	FICA	52,387	52,782	50,477	49,383
508802-515200	KPERS CONTRIBUTIONS	67,284	65,409	62,148	64,873
508802-515400	HEALTH INSURANCE	108,670	98,492	103,228	91,635
508802-515500	UNEMPLOYMENT INSURANCE	719	1,404	1,405	1,659
508802-515600	SHORT-TERM DISABILITY	-	-	1	-
508802-515700	DEFERRED COMPENSATION MATCHING	899	2,880	1,563	1,301
508802-515750	FLEX ACCOUNT CONTRIBUTION	-	-	1	-
508802-515800	WORKERS COMPENSATION	1,296	975	1,557	1,557
508802-516100	CELL PHONE ALLOWANCE	1,800	2,450	1,500	3,500
508802-516200	CAR ALLOWANCE	11,462	15,937	8,404	12,606
	TOTAL PERSONNEL SERVICES	947,286	944,159	939,209	926,848
508802-521100	CONTRACT SVCS- OFF FURN/EQUIP	8,084	7,204	1,000	10,000
508802-521500	CONTRACT SVCS-SOFTWARE MAINT	61,537	124,733	65,000	65,000
508802-521900	CONTRACTUAL SVCS-OTHER EQUIP	-	1,100	-	-
508802-522200	AUDITING/FINANCIAL SERVICES	59,525	57,875	60,000	60,000
508802-522300	ATTORNEY SERVICES	-	985	500	500
508802-522400	MEDICAL SERVICES	1,558	1,283	3,000	3,000
508802-522700	OTHER PROFESSIONAL SERVICES	74,788	70,734	50,000	70,000
508802-523100	ADVERTISING COSTS	18,862	15,433	14,000	14,000
508802-524100	PRINTING/PHOTO SERVICES	7,928	2,644	12,000	12,000
508802-524400	FREIGHT COSTS	1,390	650	800	800
508802-524500	PRIVATE CAR MILEAGE	165	458	-	-
508802-524600	TRAVEL EXPENSES	1,572	11,181	15,000	15,000
508802-524700	TRAINING/CONFERENCE FEES	5,911	9,948	15,000	15,000
508802-524800	TUITION REIMBURSEMENT	11,225	13,418	10,000	10,000
508802-525100	DUES/MEMBERSHIP FEES	31,044	31,471	32,000	7,000
508802-525800	OTHER FEES	7,746	1,514	5,000	5,000
508802-527100	TELE. SERVICE & LAND LINES	6,162	6,173	-	-
	TOTAL CONTRACTUAL SERVICES	297,498	356,806	283,300	287,300

802 MANAGEMENT SERVICES

508802

Expenditures	Description	2021 Actual	2022 Actual	2023 Original	2024 Requested
508802-533100	REF MATERIAL/BOOKS/MAGAZINES	1,837	290	2,000	2,000
508802-533200	OFFICE SUPPLIES	3,087	2,782	5,000	5,000
508802-533600	PRINTER/TONER SUPPLIES	13,116	7,019	16,000	8,000
508802-534400	PROTECTION AND SAFETY EQUIP	406	-	-	-
508802-535900	OTHER OPERATING SUPPLIES	11	-	300	300
	TOTAL COMMODITIES	18,457	10,091	23,300	15,300
508802-541300	SUNDRY CHARGES	33,045	56,867	42,000	42,000
508802-542000	SAFETY COMMITTEE	9,356	1,757	10,000	10,000
508802-549900	CONTINGENCIES	-	-	1,000	1,000
508802-599999	DUMMY ACCT - PLEASE CHANGE	75	-	-	-
508802-545400	CONTRIB TO MAIN STREET/CHAMBER	-	-	-	42,000
	TOTAL OTHER EXPENDITURES	42,475	58,624	53,000	95,000
	TOTAL EXPENSES	1,305,716	1,369,679	1,298,809	1,324,448

804 PURCHASING/DOC

508804

2024 CAPITAL OUTLAY

508804 - PURCHASING/DOC

551400 72" Super Z Hustler mower

\$20,000

TOTAL 508804 - PURCHASING/DOC

\$20,000

Expenditures	Description	2021 Actual	2022 Actual	2023 Original	2024 Requested
508804-511100	WAGES REGULAR EMPLOYEES	159,818	179,727	164,831	145,899
508804-511200	OVERTIME WAGES	1,797	1,468	2,734	2,734
508804-515100	FICA	11,813	13,273	11,777	10,600
508804-515200	KPERS CONTRIBUTIONS	15,376	17,346	14,736	14,151
508804-515400	HEALTH INSURANCE	37,169	35,966	34,992	35,593
508804-515500	UNEMPLOYMENT INSURANCE	163	368	332	363
508804-515600	SHORT-TERM DISABILITY	-	-	1	-
508804-515700	DEFERRED COMPENSATION MATCHING	720	800	1,040	520
508804-515750	FLEX ACCOUNT CONTRIBUTION	-	-	1	-
508804-515800	WORKERS COMPENSATION	2,130	1,734	793	793
508804-516100	CELL PHONE ALLOWANCE	720	720	720	1,140
508804-516200	CAR ALLOWANCE	-	1,508	-	3,016
	TOTAL PERSONNEL SERVICES	229,707	252,909	231,957	214,809
508804-521400	CONTRACTUAL SVCS-RADIO EQUIP	-	220	1,000	1,000
508804-522400	MEDICAL SERVICES	186	190	250	250
508804-524100	PRINTING/PHOTO SERVICES	-	-	250	250
508804-524400	FREIGHT COSTS	27	-	100	100
508804-524500	PRIVATE CAR MILEAGE	-	63	100	250
508804-524600	TRAVEL EXPENSES	145	1,504	2,000	2,500
508804-524700	TRAINING/CONFERENCE FEES	75	2,504	1,500	2,500
508804-525100	DUES/MEMBERSHIP FEES	100	100	400	400
	TOTAL CONTRACTUAL SERVICES	533	4,581	5,600	7,250

804 PURCHASING/DOC

508804

2024 CAPITAL OUTLAY

508804 - PURCHASING/DOC

551400 72" Super Z Hustler mower

\$20,000

TOTAL 508804 - PURCHASING/DOC

\$20,000

Expenditures	Description	2021 Actual	2022 Actual	2023 Original	2024 Requested
508804-533100	REF MATERIAL/BOOKS/MAGAZINES	119	119	150	150
508804-533200	OFFICE SUPPLIES	2,589	2,616	4,000	4,000
508804-534100	BUILDING & GROUNDS SUPPLIES	226	383	400	400
508804-534200	EQUIPMENT MAINTENANCE SUPPLIES	913	121	1,000	1,000
508804-534300	VEHICLE MAINTENANCE SUPPLIES	510	663	2,000	2,000
508804-534400	PROTECTION AND SAFETY EQUIP	1,093	3,993	3,500	2,000
508804-534500	HAND TOOLS	193	73	750	750
508804-534600	UNIFORMS AND ACCESSORIES	144	382	600	450
508804-535900	OTHER OPERATING SUPPLIES	26	69	300	300
508804-536200	CHEMICALS	370	-	500	500
508804-537900	FUEL	2,327	3,104	6,000	6,000
508804-538100	INVENTORY ADJUSTMENTS	6	(21)	100	100
	TOTAL COMMODITIES	8,515	11,501	19,300	17,650
508804-541200	MEALS ON DUTY	93	36	100	100
508804-541300	SUNDRY CHARGES	416	1,532	600	600
	TOTAL OTHER EXPENDITURES	509	1,567	700	700
508804-551400	MACHINERY AND EQUIPMENT	-	-	-	20,000
	TOTAL CAPITAL OUTLAY	-	-	-	20,000
508804-561700	INTERNAL SUP - SVCE CTR BLDG	2,566	3,190	4,157	4,016
508804-561800	INTERNAL SUP - OPER CTR BLDG	68,079	56,556	60,441	52,384
	TOTAL INTERNAL SUPPORT	70,645	59,746	64,598	56,400
	TOTAL EXPENSES	309,908	330,305	322,154	316,809

810 CITY HALL

508810

Expenditures	Description	2021 Actual	2022 Actual	2023 Original	2024 Requested
508810-521700	CONTRACTUAL SVCS-BLDGS/GROUNDS	8,334	8,143	11,000	11,000
508810-521800	CONTRACTUAL SVCS-JANITORIAL	7,615	2,790	13,000	5,000
508810-521900	CONTRACTUAL SVCS-OTHER EQUIP	690	933	-	-
508810-524300	LAUNDRY AND CLEANING SERVICES	4,886	9,465	1,300	12,000
508810-528100	ELECTRICITY	24,151	21,969	25,000	19,000
508810-528200	NATURAL GAS	3,270	3,284	2,200	2,200
508810-528300	WATER	1,258	501	500	500
508810-528400	SEWER	1,463	646	650	650
508810-528500	REFUSE	703	649	812	812
508810-528600	STORMWATER DRAINAGE	300	288	144	144
	TOTAL CONTRACTUAL SERVICES	52,670	48,668	54,606	51,306
508810-534100	BUILDING & GROUNDS SUPPLIES	1,251	1,121	6,000	4,000
	TOTAL COMMODITIES	1,251	1,121	6,000	4,000
508810-551600	BUILDING AND STRUCTURAL IMPR	11,400	-	-	-
	TOTAL CAPITAL OUTLAY	11,400	-	-	-
	TOTAL EXPENSES	65,322	49,790	60,606	55,306

818 ENGINEERING

508818

Expenditures	Description	2021 Actual	2022 Actual	2023 Original	2024 Requested
508818-511100	WAGES REGULAR EMPLOYEES	158,955	207,159	191,501	228,732
508818-511200	OVERTIME WAGES	2,000	27	400	400
508818-515100	FICA	12,971	16,193	14,672	17,177
508818-515200	KPERS CONTRIBUTIONS	16,190	20,231	17,302	22,008
508818-515400	HEALTH INSURANCE	16,670	22,119	11,999	33,958
508818-515500	UNEMPLOYMENT INSURANCE	173	429	391	564
508818-515600	SHORT-TERM DISABILITY	-	-	1	-
508818-515700	DEFERRED COMPENSATION MATCHING	610	416	262	417
508818-515750	FLEX ACCOUNT CONTRIBUTION	-	-	1	-
508818-515800	WORKERS COMPENSATION	2,320	2,287	494	2,500
508818-516100	CELL PHONE ALLOWANCE	660	840	1,080	1,260
508818-516200	CAR ALLOWANCE	2,020	3,361	2,101	3,362
508818-511400	WAGES - CONTRA	(3,315)	(1,373)	-	-
	TOTAL PERSONNEL SERVICES	209,253	271,690	240,204	310,378
508818-521200	CONTRACT SVCS- TECH/COMPUTER	-	-	2,000	2,000
508818-521500	CONTRACT SVCS-SOFTWARE MAINT	2,609	3,536	3,000	3,000
508818-521900	CONTRACTUAL SVCS-OTHER EQUIP	280	280	1,500	1,500
508818-522100	ARCH/ENG/PLAN/ABSTRCT/APPR SVC	-	-	200	200
508818-522400	MEDICAL SERVICES	120	320	300	300
508818-522700	OTHER PROFESSIONAL SERVICES	-	-	1,500	1,500
508818-523100	ADVERTISING COSTS	122	280	500	500
508818-524100	PRINTING/PHOTO SERVICES	-	44	300	300
508818-524400	FREIGHT COSTS	-	-	50	50
508818-524500	PRIVATE CAR MILEAGE	-	-	2,400	2,400
508818-524600	TRAVEL EXPENSES	349	2,786	5,000	5,000
508818-524700	TRAINING/CONFERENCE FEES	944	1,905	2,000	2,000
508818-525100	DUES/MEMBERSHIP FEES	529	537	600	600
508818-527100	TELE. SERVICE & LAND LINES	-	-	800	800
	TOTAL CONTRACTUAL SERVICES	4,953	9,689	20,150	20,150
508818-533100	REF MATERIAL/BOOKS/MAGAZINES	125	132	300	300
508818-533200	OFFICE SUPPLIES	336	316	500	500
508818-533300	DRAFTING SUPPLIES	-	-	500	500
508818-533400	POSTAGE	-	100	50	50

818 ENGINEERING

508818

Expenditures	Description	2021 Actual	2022 Actual	2023 Original	2024 Requested
508818-533500	COMPUTER/PERIPHERAL SUPPLIES	-	-	1,750	1,750
508818-534100	BUILDING & GROUNDS SUPPLIES	4	107	80	80
508818-534200	EQUIPMENT MAINTENANCE SUPPLIES	-	-	500	500
508818-534300	VEHICLE MAINTENANCE SUPPLIES	898	555	1,200	1,200
508818-534500	HAND TOOLS	54	-	250	250
508818-535900	OTHER OPERATING SUPPLIES	216	165	300	300
508818-537900	FUEL	2,966	3,413	2,000	3,000
	TOTAL COMMODITIES	4,599	4,787	7,430	8,430
508818-541300	SUNDRY CHARGES	50	-	250	250
	TOTAL OTHER EXPENDITURES	50	-	250	250
508818-551100	OFFICE FURNITURE & EQUIPMENT	2,890	-	-	-
508818-551200	TECHNICAL/DIGITAL EQUIPMENT	-	28,071	1,000	1,000
508818-551500	RADIO EQUIPMENT	-	-	2,000	2,000
	TOTAL CAPITAL OUTLAY	2,890	28,071	3,000	3,000
508818-561700	INTERNAL SUP - SVCE CTR BLDG	274	-	-	-
	TOTAL INTERNAL SUPPORT	274	-	-	-
	TOTAL EXPENSES	222,020	314,237	271,034	342,208
FUND TOTAL - MANAGEMENT SERVICES					
	FUND TOTAL EXPENSES	3,447,629	3,772,766	3,535,172	3,743,164
	FUND TOTAL REVENUE	(3,187,551)	(3,740,096)	(3,643,922)	(3,743,164)
	FUND NET	260,079	32,670	(108,750)	-

OPERATIONS SERVICES

509

Revenues	DescriptionFalse	2021 Actual	2022 Actual	2023 Original	2024 Requested
509-466700	INTERNAL SUPP CONT-SERVICE CTR	(307,059)	(306,021)	(407,772)	(393,888)
509-466800	INTERN SUPP CONT-OPER CTR BLDG	(328,244)	(273,992)	(272,335)	(252,565)
509-468200	MISCELLANEOUS INCOME	-	(50)	(500)	-
509-468210	DISCOUNT INCOME	-	-	(150)	-
	TOTAL MISCELLANEOUS INCOME	(635,302)	(580,063)	(680,757)	(646,453)
509-481100	SALE OF EQUIPMENT	-	(4,705)	-	-
509-481300	SALE OF SCRAP	-	-	(300)	-
509-481400	SALES OF INVENTORY/SUPPLIES	18	-	-	-
	TOTAL SALES OF PROPERTY	18	(4,705)	(300)	-
	TOTAL REVENUE	(635,285)	(584,768)	(681,057)	(646,453)

830 FLEET MANAGEMENT

509830

Expenditures	Description	2021 Actual	2022 Actual	2023 Original	2024 Requested
509830-511100	WAGES REGULAR EMPLOYEES	167,629	150,785	208,968	208,410
509830-511200	OVERTIME WAGES	750	1,082	3,000	3,000
509830-515100	FICA	12,347	11,011	11,365	11,422
509830-515200	KPERS CONTRIBUTIONS	14,770	14,414	14,030	15,622
509830-515400	HEALTH INSURANCE	32,698	39,168	36,195	43,000
509830-515500	UNEMPLOYMENT INSURANCE	170	305	317	398
509830-515700	DEFERRED COMPENSATION MATCHING	14	60	54	53
509830-515800	WORKERS COMPENSATION	2,322	2,014	3,493	3,493
509830-516100	CELL PHONE ALLOWANCE	810	660	1,500	1,140
	TOTAL PERSONNEL SERVICES	231,510	219,497	278,922	286,538
509830-521100	CONTRACT SVCS- OFF FURN/EQUIP	96	-	-	-
509830-521400	CONTRACTUAL SVCS-RADIO EQUIP	-	-	300	300
509830-521500	CONTRACT SVCS-SOFTWARE MAINT	1,969	720	6,000	4,000
509830-521700	CONTRACTUAL SVCS-BLDGS/GROUNDS	1,453	5,159	7,000	7,000
509830-521900	CONTRACTUAL SVCS-OTHER EQUIP	1,050	374	500	500
509830-522400	MEDICAL SERVICES	380	364	300	300
509830-522700	OTHER PROFESSIONAL SERVICES	105	72	100	100
509830-522900	CONTRACTUAL SVCS-TIRE DISPOSAL	486	-	800	800
509830-523100	ADVERTISING COSTS	-	-	100	100
509830-524100	PRINTING/PHOTO SERVICES	363	-	100	100
509830-524300	LAUNDRY AND CLEANING SERVICES	501	474	700	700
509830-524400	FREIGHT COSTS	14	14	200	200
509830-524600	TRAVEL EXPENSES	-	1,244	3,500	3,500
509830-524700	TRAINING/CONFERENCE FEES	1,168	2,114	5,000	5,000
509830-528100	ELECTRICITY	12,652	12,208	16,000	10,000
509830-528200	NATURAL GAS	3,342	3,795	4,500	4,500
509830-528300	WATER	639	554	800	800
509830-528400	SEWER	326	263	450	450
509830-528500	REFUSE	2,763	1,944	3,000	3,000
509830-528600	STORMWATER DRAINAGE	100	96	100	100
	TOTAL CONTRACTUAL SERVICES	27,406	29,396	49,450	41,450
509830-533100	REF MATERIAL/BOOKS/MAGAZINES	2,637	2,603	3,000	3,500
509830-533200	OFFICE SUPPLIES	7	-	100	100

830 FLEET MANAGEMENT

509830

Expenditures	Description	2021 Actual	2022 Actual	2023 Original	2024 Requested
509830-534100	BUILDING & GROUNDS SUPPLIES	4,976	1,584	5,500	5,500
509830-534200	EQUIPMENT MAINTENANCE SUPPLIES	8,651	10,909	18,500	18,500
509830-534300	VEHICLE MAINTENANCE SUPPLIES	3,792	2,589	8,000	8,000
509830-534400	PROTECTION AND SAFETY EQUIP	326	529	1,000	1,000
509830-534500	HAND TOOLS	4,931	5,540	7,000	7,000
509830-534600	UNIFORMS AND ACCESSORIES	1,086	988	1,600	1,600
509830-534700	AUTOMOTIVE TIRES/TUBES	-	669	1,000	1,000
509830-535900	OTHER OPERATING SUPPLIES	287	-	500	500
509830-536200	CHEMICALS	-	-	400	400
509830-537300	LUBRICANTS & MOTOR OILS	-	-	100	100
509830-537900	FUEL	2,262	1,994	4,000	3,000
509830-538100	INVENTORY ADJUSTMENTS	20	(641)	100	100
509830-538200	CORE DEPOSITS	(37)	-	100	100
	TOTAL COMMODITIES	28,938	26,765	50,900	50,400
509830-541200	MEALS ON DUTY	14	143	200	200
509830-541300	SUNDRY CHARGES	391	18	300	300
	TOTAL OTHER EXPENDITURES	404	161	500	500
509830-551400	MACHINERY AND EQUIPMENT	-	24,230	-	-
509830-551600	BUILDING AND STRUCTURAL IMPR	15,062	5,382	13,000	-
	TOTAL CAPITAL OUTLAY	15,062	29,612	13,000	-
509830-581200	TRANSFER TO CIP	-	-	15,000	15,000
	TOTAL TRANSFERS OUT	-	-	15,000	15,000
	TOTAL EXPENSES	303,320	305,432	407,772	393,888

840 OPERATION CENTER BUILDING

509840

2024 CAPITAL OUTLAY

509840 - OPERATION CENTER BUILDING

551600 Exterior door on Water Meter Shop \$8,000

TOTAL 509840 - OPERATION CENTER BUILDING \$8,000

Expenditures	Description	2021 Actual	2022 Actual	2023 Original	2024 Requested
509840-511100	WAGES REGULAR EMPLOYEES	124,712	97,814	84,090	78,939
509840-511200	OVERTIME WAGES	168	-	130	130
509840-515100	FICA	8,798	6,962	6,016	5,354
509840-515200	KPERS CONTRIBUTIONS	11,864	8,028	7,485	7,445
509840-515400	HEALTH INSURANCE	32,137	21,482	17,829	22,021
509840-515500	UNEMPLOYMENT INSURANCE	125	198	169	190
509840-515600	SHORT-TERM DISABILITY	-	-	1	-
509840-515700	DEFERRED COMPENSATION MATCHING	520	120	-	-
509840-515750	FLEX ACCOUNT CONTRIBUTION	-	-	1	-
509840-515800	WORKERS COMPENSATION	96	84	138	138
	TOTAL PERSONNEL SERVICES	178,420	134,689	115,859	114,217

840 OPERATION CENTER BUILDING

509840

2024 CAPITAL OUTLAY

509840 - OPERATION CENTER BUILDING

551600 Exterior door on Water Meter Shop \$8,000

TOTAL 509840 - OPERATION CENTER BUILDING \$8,000

Expenditures	Description	2021 Actual	2022 Actual	2023 Original	2024 Requested
509840-521100	CONTRACT SVCS- OFF FURN/EQUIP	-	-	1,000	1,000
509840-521400	CONTRACTUAL SVCS-RADIO EQUIP	-	393	1,000	1,000
509840-521700	CONTRACTUAL SVCS-BLDGS/GROUNDS	5,118	8,195	9,000	9,000
509840-521800	CONTRACTUAL SVCS-JANITORIAL	935	-	6,000	7,000
509840-521900	CONTRACTUAL SVCS-OTHER EQUIP	1,609	1,419	2,000	2,000
509840-522400	MEDICAL SERVICES	-	282	200	200
509840-522700	OTHER PROFESSIONAL SERVICES	320	84	400	400
509840-524100	PRINTING/PHOTO SERVICES	847	-	250	250
509840-524300	LAUNDRY AND CLEANING SERVICES	1,439	1,329	1,400	1,400
509840-524500	PRIVATE CAR MILEAGE	-	50	500	250
509840-524600	TRAVEL EXPENSES	-	451	1,500	1,500
509840-524700	TRAINING/CONFERENCE FEES	-	70	1,500	1,500
509840-528100	ELECTRICITY	45,555	44,020	50,000	40,000
509840-528200	NATURAL GAS	14,395	19,256	20,000	20,000
509840-528300	WATER	2,923	2,741	3,000	3,000
509840-528400	SEWER	2,268	2,144	2,500	2,500
509840-528500	REFUSE	3,806	3,888	4,200	4,200
509840-528600	STORMWATER DRAINAGE	200	192	300	300
509840-529100	EQUIPMENT RENT	9,475	-	-	-
	TOTAL CONTRACTUAL SERVICES	88,889	84,514	104,750	95,500
509840-533100	REF MATERIAL/BOOKS/MAGAZINES	-	144	100	100
509840-534100	BUILDING & GROUNDS SUPPLIES	12,132	6,949	15,000	15,000
509840-534200	EQUIPMENT MAINTENANCE SUPPLIES	619	274	400	400
509840-534300	VEHICLE MAINTENANCE SUPPLIES	1,597	1,096	3,500	2,000
509840-534400	PROTECTION AND SAFETY EQUIP	41	117	600	500
509840-534600	UNIFORMS AND ACCESSORIES	28	-	400	300
509840-537900	FUEL	(2,569)	(8,526)	-	-
509840-538100	INVENTORY ADJUSTMENTS	-	-	100	100
	TOTAL COMMODITIES	11,846	54	20,100	18,400

840 OPERATION CENTER BUILDING

509840

2024 CAPITAL OUTLAY

509840 - OPERATION CENTER BUILDING

551600 Exterior door on Water Meter Shop \$8,000

TOTAL 509840 - OPERATION CENTER BUILDING \$8,000

Expenditures	Description	2021 Actual	2022 Actual	2023 Original	2024 Requested
509840-541300	SUNDRY CHARGES	928	661	1,400	1,400
	TOTAL OTHER EXPENDITURES	928	661	1,400	1,400
509840-551600	BUILDING AND STRUCTURAL IMPR	30,485	39,498	8,000	8,000
509840-551800	INFRASTRUCTURE IMPROVEMENTS	6,911	-	7,000	-
509840-551500	RADIO EQUIPMENT	-	107	-	-
	TOTAL CAPITAL OUTLAY	37,396	39,605	15,000	8,000
509840-561700	INTERNAL SUP - SVCE CTR BLDG	4,033	3,942	5,226	5,048
	TOTAL INTERNAL SUPPORT	4,033	3,942	5,226	5,048
509840-581200	TRANSFER TO CIP	10,000	10,000	10,000	10,000
	TOTAL TRANSFERS OUT	10,000	10,000	10,000	10,000
	TOTAL EXPENSES	331,513	273,465	272,335	252,565

FUND TOTAL - OPERATIONS SERVICES

FUND TOTAL EXPENSES	634,833	578,896	680,107	646,453
FUND TOTAL REVENUE	(635,285)	(584,768)	(681,057)	(646,453)
FUND NET	(452)	(5,872)	(950)	-

BUDGET TOTAL EXPENSES	63,898,020	75,075,948	59,839,340	61,510,583
BUDGET TOTAL REVENUE	(64,940,018)	(78,805,325)	(62,556,566)	(63,935,077)
Net	(3,729,377)	(2,717,226)	(2,717,226)	(2,424,494)

Summary Information

2024 CAPITAL OUTLAY

Account Description	Cost
0012021 POLICE	
551300 Purchase of 3 Police Vehicles	\$120,000
551300 Upfit 3 Police Vehicles	\$29,400
551300 In car Camera systems from Digital Ally	\$12,600
551500 Handheld Radio Replacement	\$10,500
551400 Patrol Vehicle Radios	\$6,300
TOTAL 0012021 POLICE	\$178,800
0012023 FIRE	
551400 Finish replacement of existing expired SCBA bottles. Start replacement of fire hose, water applianc	\$60,000
TOTAL 0012023 FIRE	\$60,000
0012024 EMS	
551400 800 Radios (est. \$5000 per radio)	\$25,000
TOTAL 0012024 EMS	\$25,000
0014036 CEMETERY	
551600 Misc. Grounds Improvements	\$10,000
TOTAL 0014036 CEMETERY	\$10,000
0015034 CITY LAKE	
551600 Extend Power to Zone 1, 20, 21, 23 Beach Shade Upgrade Rock for Secondary Beach Roads	\$25,000
TOTAL 0015034 CITY LAKE	\$25,000
0015035 PARKS	
551400 (2) Mowers	\$26,000
TOTAL 0015035 PARKS	\$26,000
1323080 STREETS	
551400 Loader	\$45,000
551400 Salt Brine Sprayer and tank.	\$35,000
TOTAL 1323080 STREETS	\$80,000
1354083 CEMETERY IMPROVEMENTS	
551700 Replace Main Waterline at Highland Cemetery	\$15,000
TOTAL 1354083 CEMETERY IMPROVEMENTS	\$15,000
4029201 ELECTRIC PRODUCTION (EAST/WEST)	
551400 Gas Turbine Control upgrade	\$100,000
TOTAL 4029201 ELECTRIC PRODUCTION (EAST/WEST)	\$100,000
4029206 ELECTRIC DISTRIBUTION	
551300 3000' of pulling cable for new pulling unit	\$10,000
TOTAL 4029206 ELECTRIC DISTRIBUTION	\$10,000

4039306	GAS DISTRIBUTION		
	551400	Line Locator & Fusion Equipment	\$10,000
	TOTAL 4039306	GAS DISTRIBUTION	\$10,000
4049406	WATER DISTRIBUTION		
	551800		\$70,000
	TOTAL 4049406	WATER DISTRIBUTION	\$70,000
4129106	REFUSE COLLECTION		
	551400	Dumpster Replacement	\$25,000
	551400	Mower	\$12,000
	TOTAL 4129106	REFUSE COLLECTION	\$37,000
4139508	WASTEWATER TREATMENT		
	551800	New Return Pump	\$25,000
	551400	Pump Repairs	\$14,000
	TOTAL 4139508	WASTEWATER TREATMENT	\$39,000
508800	MIS		
	551200	Desktop Computer Group 4	\$24,000
	551200	Laptop\Surface Group 4	\$20,000
	551200	Network Storage expansion	\$16,000
	TOTAL 508800	MIS	\$60,000
508804	PURCHASING/DOC		
	551400	72" Super Z Hustler mower	\$20,000
	TOTAL 508804	PURCHASING/DOC	\$20,000
509840	OPERATION CENTER BUILDING		
	551600	Exterior door on Water Meter Shop	\$8,000
	TOTAL 509840	OPERATION CENTER BUILDING	\$8,000
	GRAND TOTAL		\$773,800