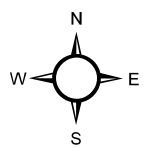


- Interstate
- US Highway
- State Highway
- Township Road
- Railroad
- Stream
- Lake
- Incorporated City



# Steele County, MN

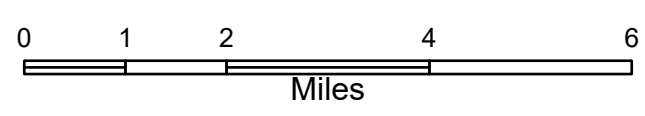
## Highway Department

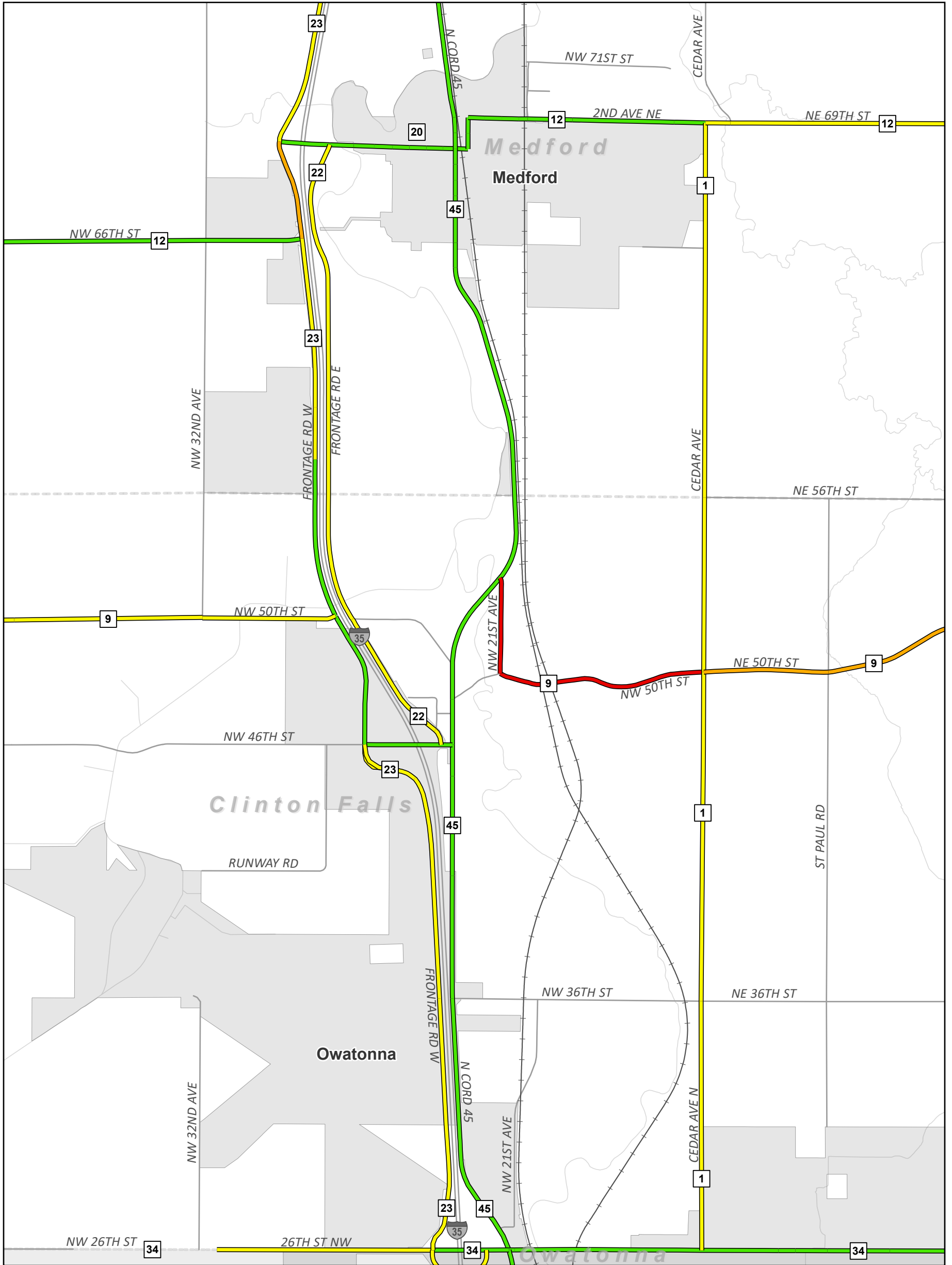


- 5 ton per axle
- 6 ton per axle
- 7 ton per axle
- 9 ton per axle
- 10 ton per axle

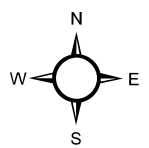
### 2026 Spring Weight Restrictions

\*\* Restrictions subject to change, posting on road governs \*\*





- Interstate
- US Highway
- State Highway
- Township Road
- Railroad
- Stream
- Lake
- Incorporated City



# Steele County, MN

## Highway Department



- 5 ton per axle
- 6 ton per axle
- 7 ton per axle
- 9 ton per axle
- 10 ton per axle

### 2026 Spring Weight Restrictions

Owatonna / Medford Area

\*\* Restrictions subject to change, posting on road governs \*\*

