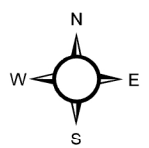


- Interstate
- US Highway
- State Highway
- Township Road
- Railroad
- Stream
- Lake
- Incorporated City



# Steele County, MN

## Highway Department

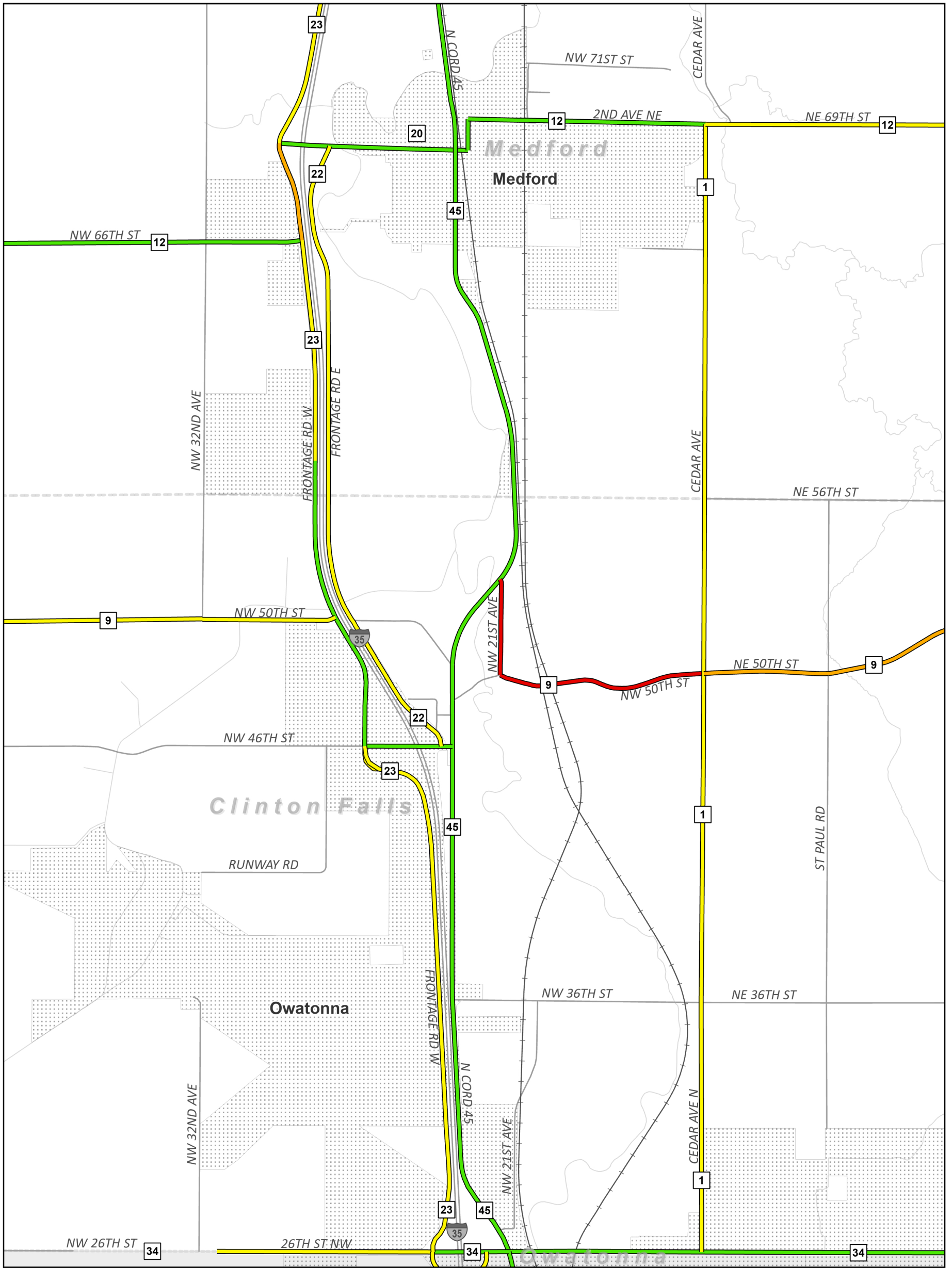


- 5 ton per axle
- 6 ton per axle
- 7 ton per axle
- 9 ton per axle
- 10 ton per axle

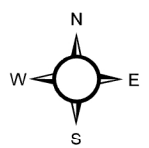
### 2025 Spring Weight Restrictions

*\*\* Restrictions subject to change, posting on road governs \*\**





- Interstate
- US Highway
- State Highway
- Township Road
- Railroad
- Stream
- Lake
- Incorporated City



# Steele County, MN

## Highway Department



- 5 ton per axle
- 6 ton per axle
- 7 ton per axle
- 9 ton per axle
- 10 ton per axle

### 2025 Spring Weight Restrictions

#### Owatonna / Medford Area

\*\* Restrictions subject to change, posting on road governs \*\*

