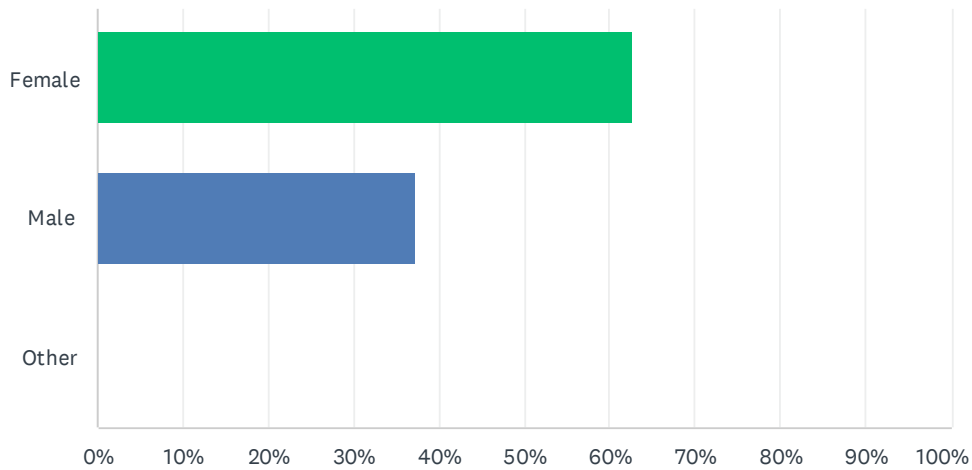


Q1 What is your gender?

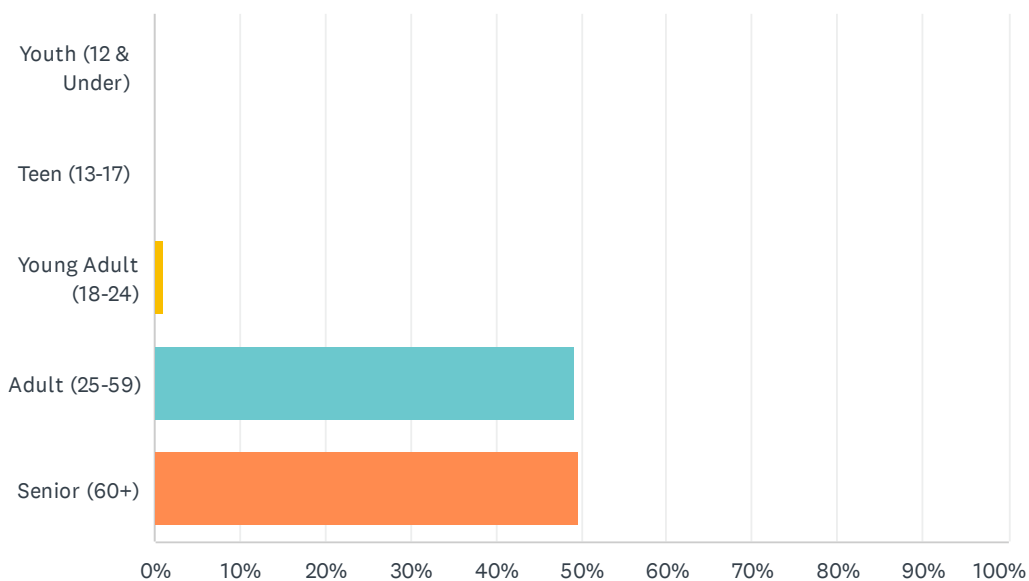
Answered: 408 Skipped: 2



ANSWER CHOICES	RESPONSES	
Female	62.75%	256
Male	37.25%	152
Other	0.00%	0
TOTAL		408

Q2 What is your age?

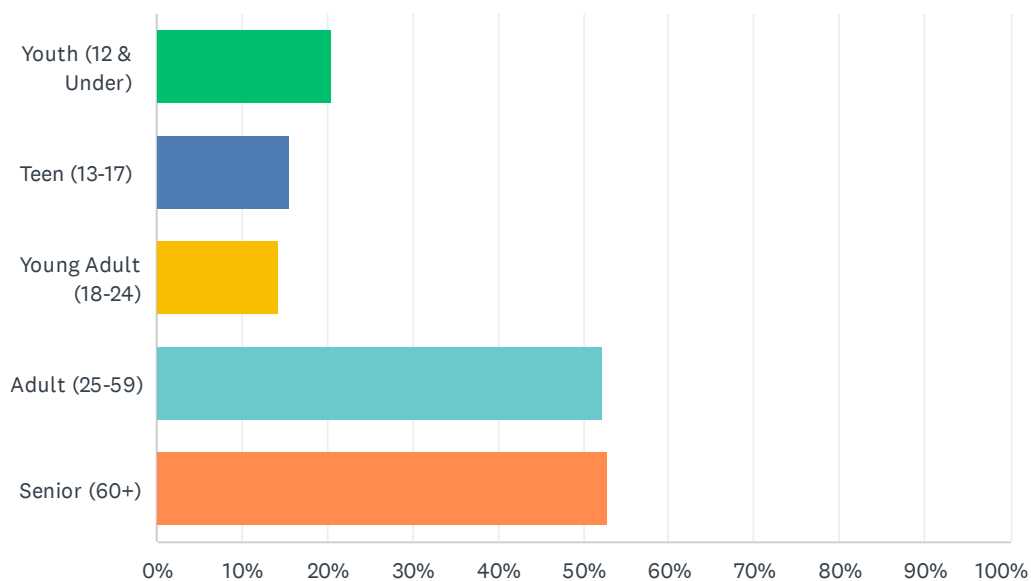
Answered: 410 Skipped: 0



ANSWER CHOICES	RESPONSES	
Youth (12 & Under)	0.00%	0
Teen (13-17)	0.00%	0
Young Adult (18-24)	0.98%	4
Adult (25-59)	49.27%	202
Senior (60+)	49.76%	204
TOTAL		410

Q3 Click on each age group that currently resides in your household.

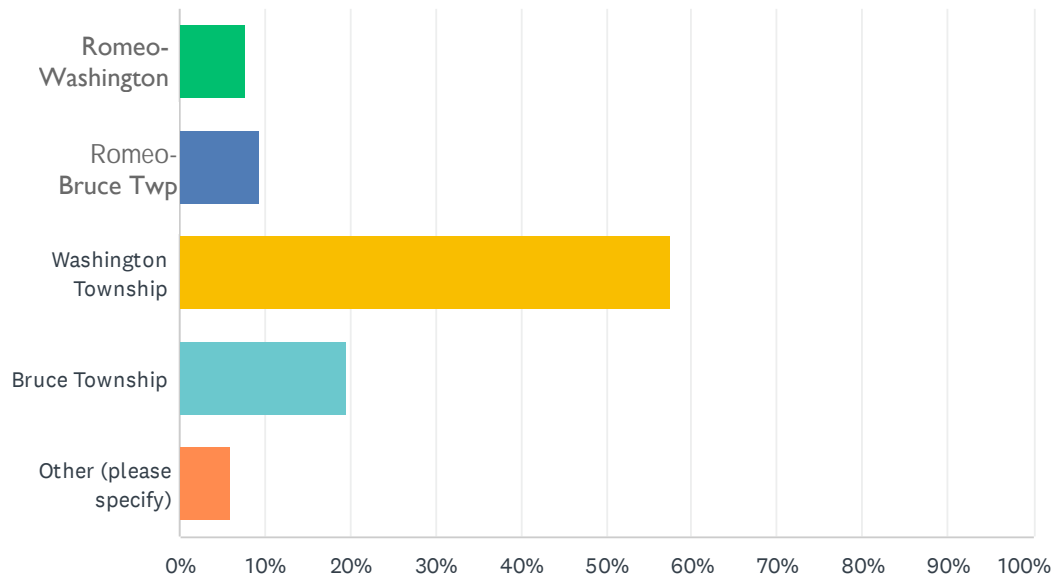
Answered: 407 Skipped: 3



ANSWER CHOICES	RESPONSES	
Youth (12 & Under)	20.39%	83
Teen (13-17)	15.48%	63
Young Adult (18-24)	14.25%	58
Adult (25-59)	52.33%	213
Senior (60+)	52.83%	215
Total Respondents: 407		

Q4 Where is your household located?

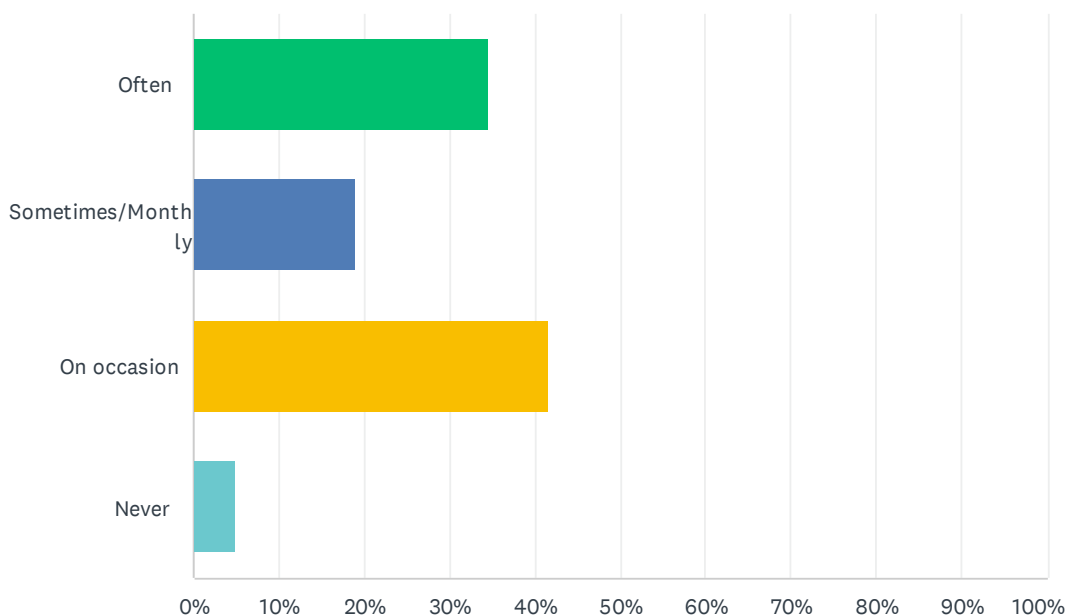
Answered: 407 Skipped: 3



ANSWER CHOICES	RESPONSES	
Village of Romeo in Washington Township	7.62%	31
Village of Romeo in Bruce Township	9.34%	38
Washington Township	57.49%	234
Bruce Township	19.66%	80
Other (please specify)	5.90%	24
TOTAL		407

Q5 How often do you frequent one of the Township/ Village Parks?

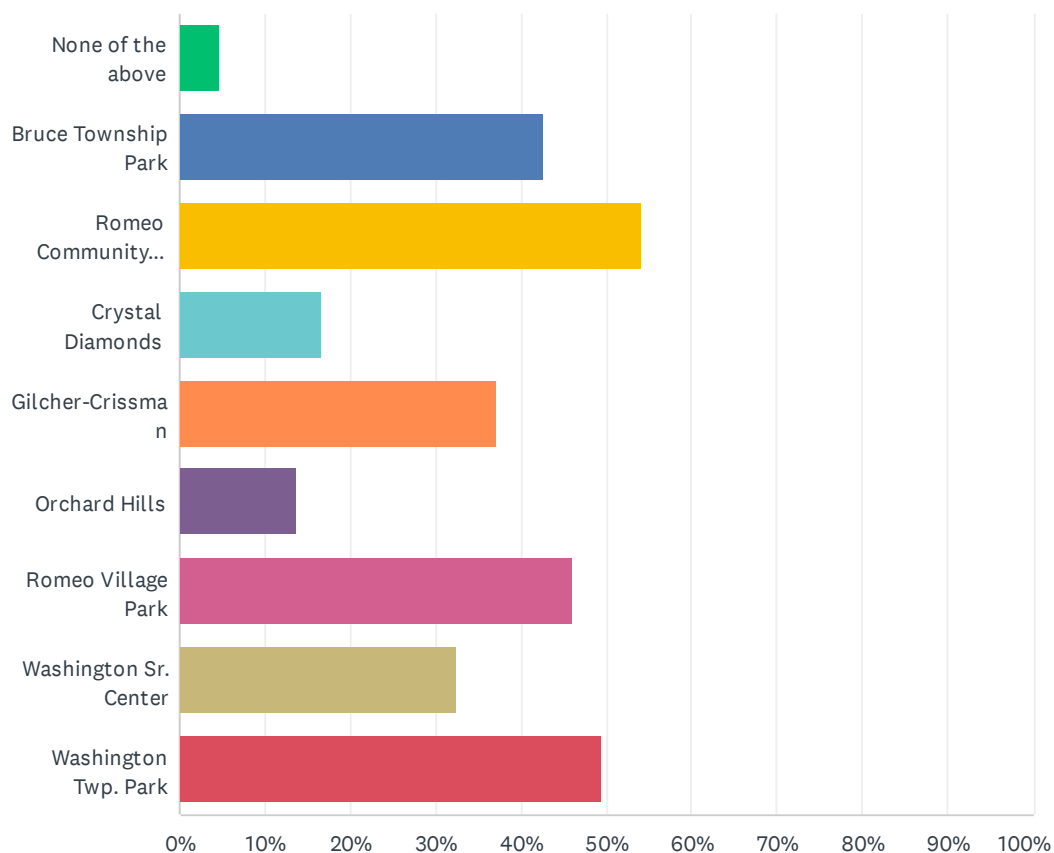
Answered: 406 Skipped: 4



ANSWER CHOICES	RESPONSES	
Often	34.48%	140
Sometimes/Monthly	18.97%	77
On occasion	41.63%	169
Never	4.93%	20
TOTAL		406

Q6 Which Township/ Village Park or Playground have you visited, if any?

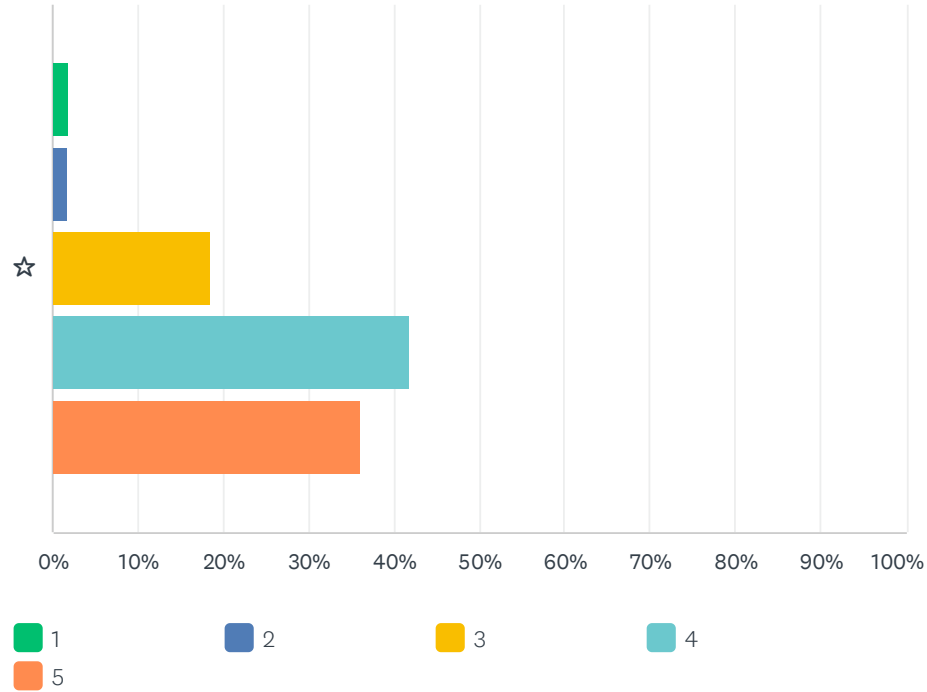
Answered: 404 Skipped: 6



ANSWER CHOICES	RESPONSES	
None of the above	4.70%	19
Bruce Township Park	42.57%	172
Romeo Community Center & Park	54.21%	219
Crystal Diamonds	16.58%	67
Gilcher-Crissman	37.13%	150
Orchard Hills	13.61%	55
Romeo Village Park	46.04%	186
Washington Sr. Center	32.43%	131
Washington Twp. Park	49.50%	200
Total Respondents: 404		

Q7 What would you rate the overall appearance, maintenance, and cleanliness of the parks? 1 being the worst and 5 being the best.

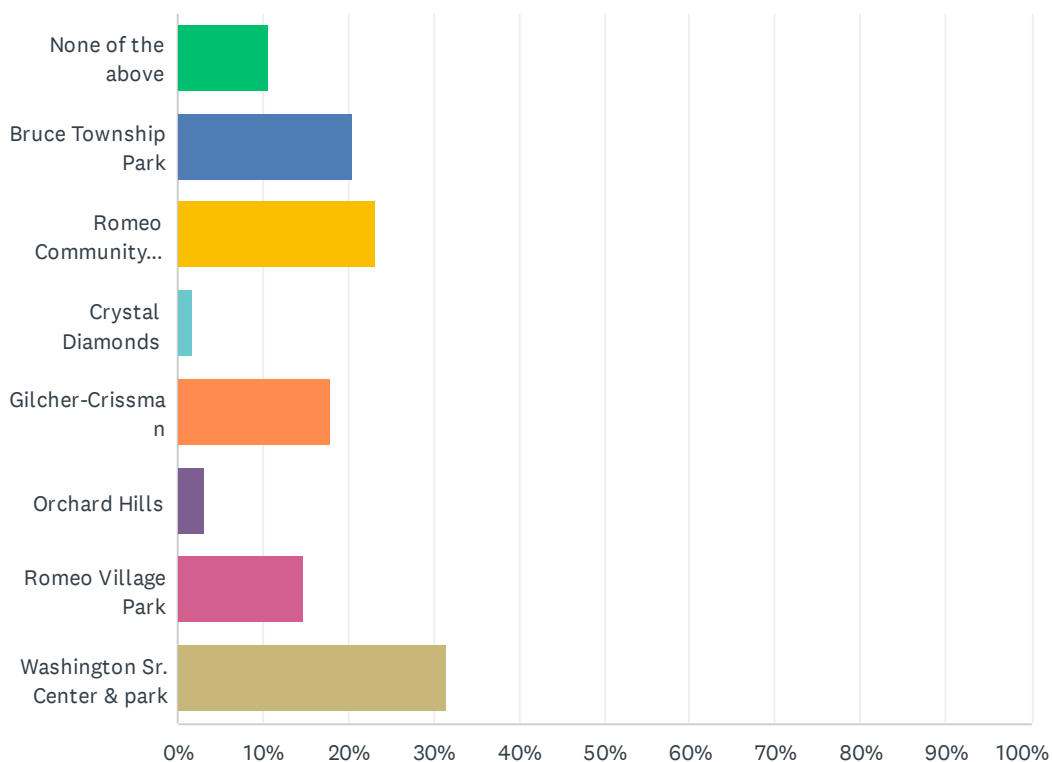
Answered: 410 Skipped: 0



	1	2	3	4	5	TOTAL	WEIGHTED AVERAGE
☆	1.95% 8	1.71% 7	18.54% 76	41.71% 171	36.10% 148	410	4.08

Q8 Which Township/ Village Park or Playground do you frequent the most?

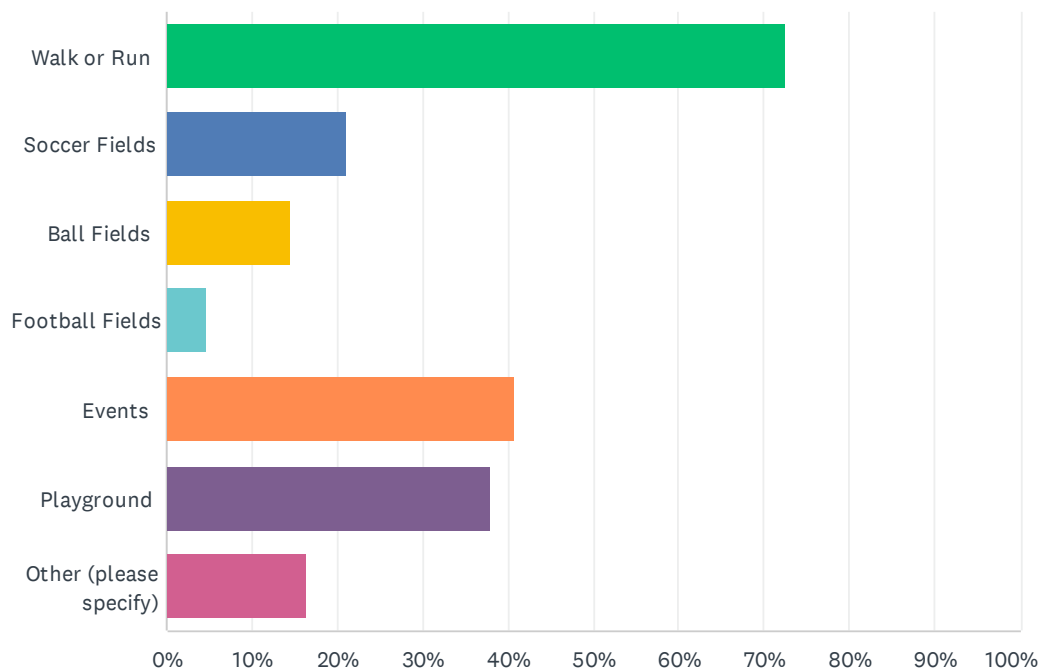
Answered: 397 Skipped: 13



ANSWER CHOICES	RESPONSES	
None of the above	10.58%	42
Bruce Township Park	20.40%	81
Romeo Community Center & Park	23.17%	92
Crystal Diamonds	1.76%	7
Gilcher-Crissman	17.88%	71
Orchard Hills	3.27%	13
Romeo Village Park	14.61%	58
Washington Sr. Center & park	31.49%	125
Total Respondents: 397		

Q9 Which amenities have you utilized at the various parks?

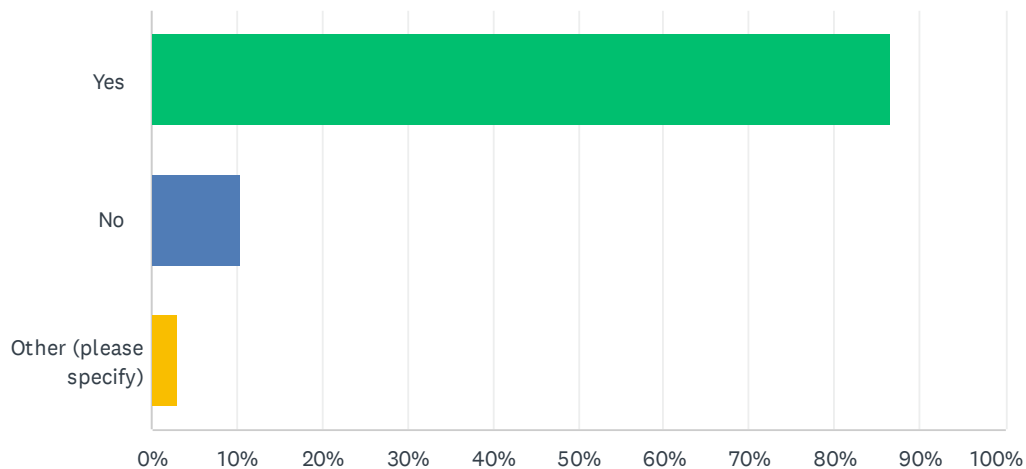
Answered: 388 Skipped: 22



ANSWER CHOICES	RESPONSES	
Walk or Run	72.42%	281
Soccer Fields	21.13%	82
Ball Fields	14.43%	56
Football Fields	4.64%	18
Events	40.72%	158
Playground	37.89%	147
Other (please specify)	16.49%	64
Total Respondents: 388		

Q10 Do you feel you have a Township/Village park close enough to your home?

Answered: 405 Skipped: 5



ANSWER CHOICES	RESPONSES	
Yes	86.67%	351
No	10.37%	42
Other (please specify)	2.96%	12
TOTAL		405

Question 11

Top 3 favorite park amenities

Number 1

Walking/trails	145
Playground/space for kids to run	45
Skating Rink/Sledding	32
Tennis/pickleball	18
Picnic, benches, gazebo	17
Sports - soccer, basketball, football, baseball	13
Events	12
Nature/peace/green space	11
Music	5
Bathroom	5
other	3
Total	306

Number 2

Playground/space for kids to run	59
Walking/trails	48
Picnic, benches, gazebo	36
Sports - soccer, basketball, football, baseball	25
Nature/peace/green space	20
Bathroom	12
Tennis/pickleball	9
Skating Rink/Sledding	8
Events	7
Music	5
other	32
Total	261

Number 3

Walking/trails	36
Nature/peace/green space	32
Picnic, benches, gazebo	31
Playground/space for kids to run	30
Sports - soccer, basketball, football, baseball	28
Tennis/pickleball	14
Events	9
Bathroom	8
Skating Rink/Sledding	4
other	15
Total	207

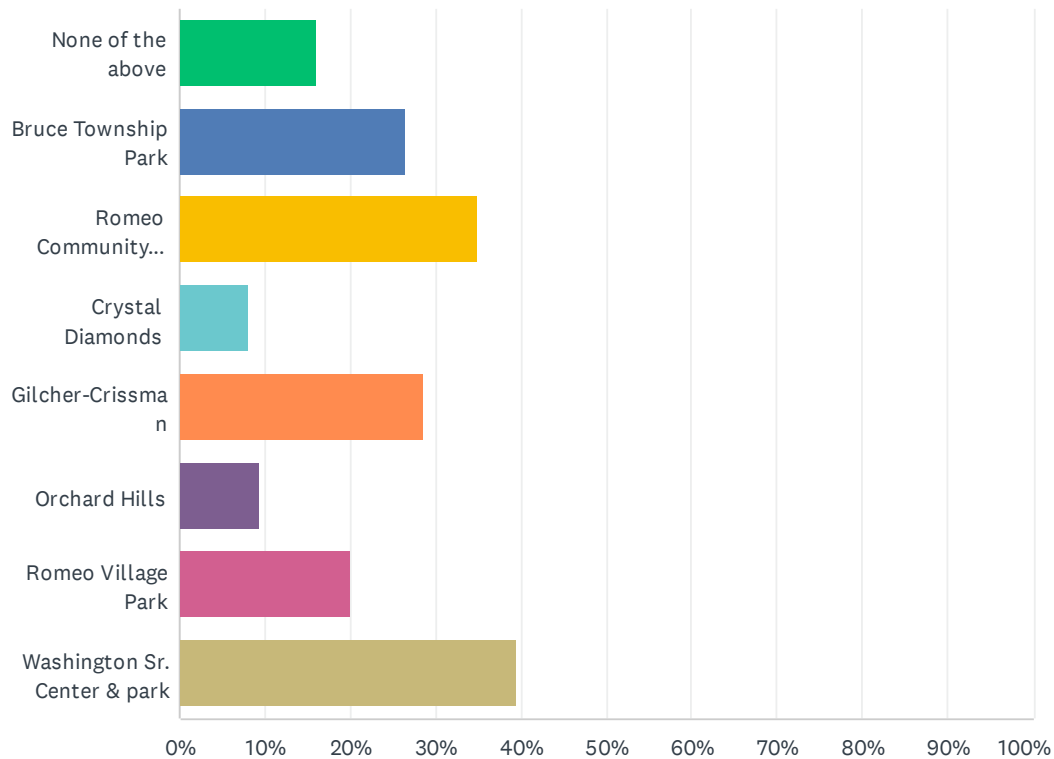
Question 12

What would you like to be offered that is not currently offered?

splash pad/outdoor water feature for kids	47
pool	34
tennis/pickleball courts	33
bathroom facilities	32
winter activities/skating/sledding/hockey	24
trails	21
playground improvements	19
trees, plants, ponds	18
dogpark	18
none/perfect	16
picnic areas/shelters/benches	15
gym/rec center	13
rec center	10
basketball hoops	7
events	6
lights	5
music	5
senior activity	5
paved parking	5
outdoor workout stations	4
water fountains	4
golf	3
shuffleboard	3
adaptive equipment	3
skate park	3
sports	2
disc golf	2
volleyball	1
Total	358

Q13 In which location(s) would you like these amenities added?

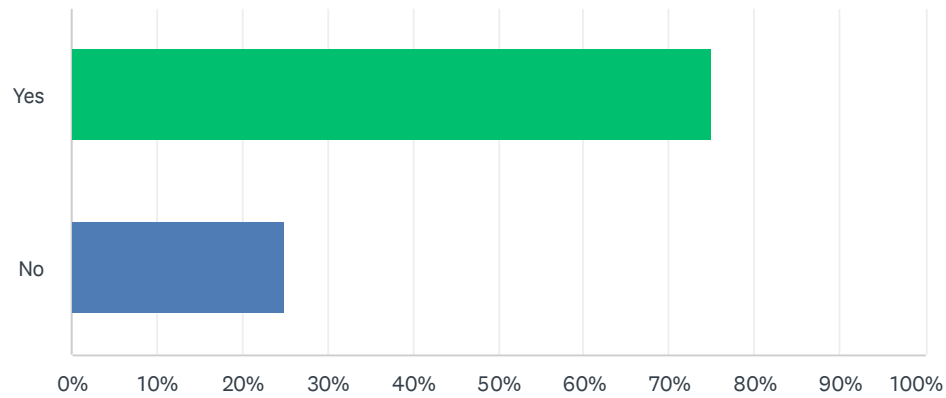
Answered: 269 Skipped: 141



ANSWER CHOICES	RESPONSES	
None of the above	15.99%	43
Bruce Township Park	26.39%	71
Romeo Community Center & Park	34.94%	94
Crystal Diamonds	8.18%	22
Gilcher-Crissman	28.62%	77
Orchard Hills	9.29%	25
Romeo Village Park	20.07%	54
Washington Sr. Center & park	39.41%	106
Total Respondents: 269		

Q14 Do you feel the Parks provide enough adaptive needs or amenities?

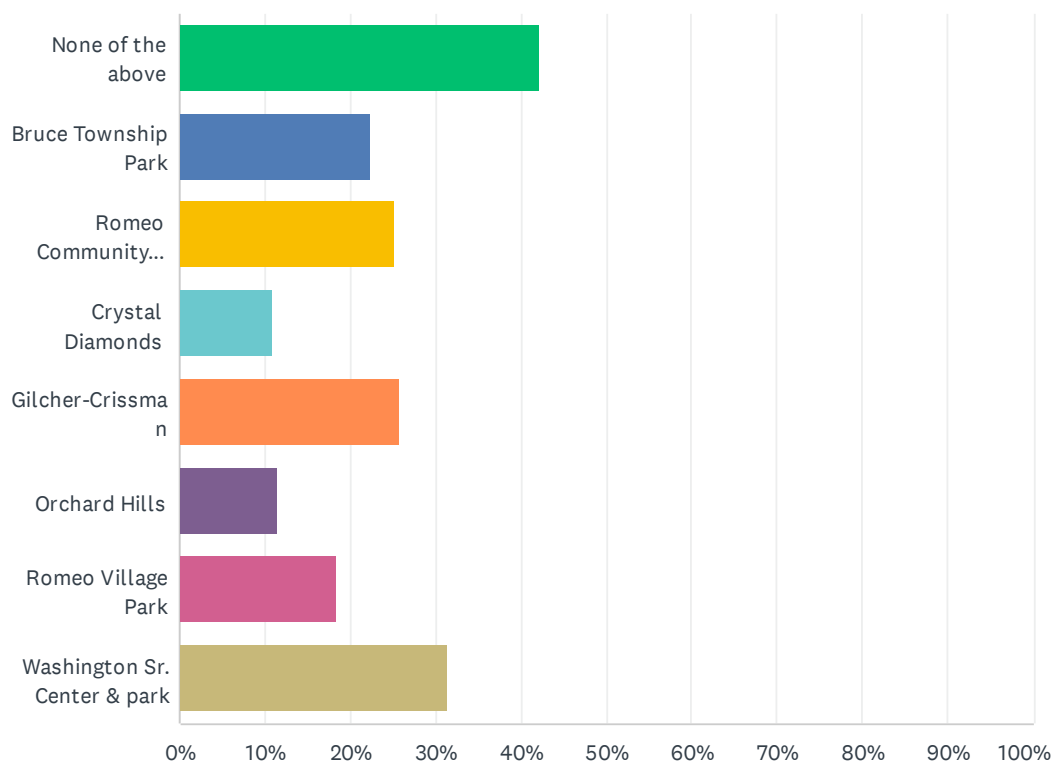
Answered: 332 Skipped: 78



ANSWER CHOICES	RESPONSES	
Yes	75.00%	249
No	25.00%	83
TOTAL		332

Q15 If not, which location(s) would you like adaptive amenities added?

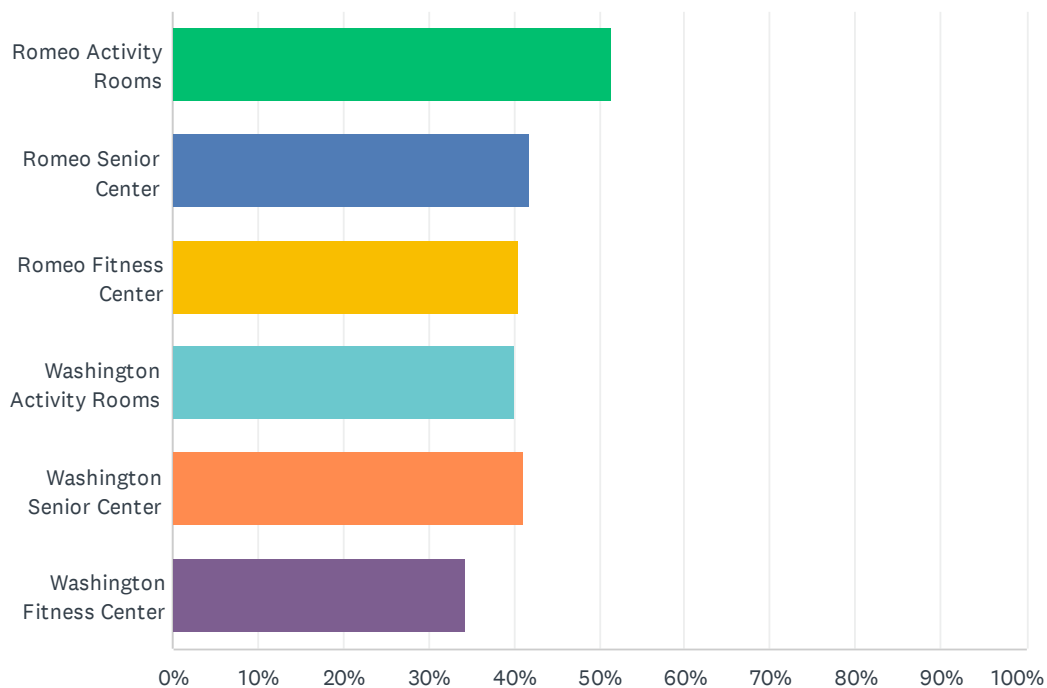
Answered: 147 Skipped: 263



ANSWER CHOICES	RESPONSES	
None of the above	42.18%	62
Bruce Township Park	22.45%	33
Romeo Community Center & Park	25.17%	37
Crystal Diamonds	10.88%	16
Gilcher-Crissman	25.85%	38
Orchard Hills	11.56%	17
Romeo Village Park	18.37%	27
Washington Sr. Center & park	31.29%	46
Total Respondents: 147		

Q16 What Indoor Facilities have you been to?

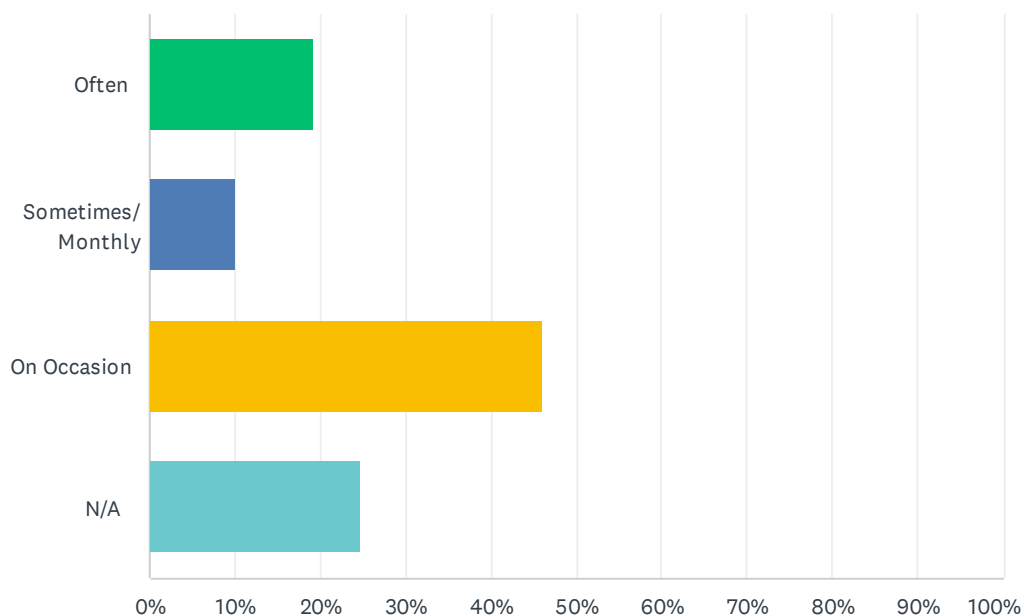
Answered: 309 Skipped: 101



ANSWER CHOICES	RESPONSES	
Romeo Activity Rooms	51.46%	159
Romeo Senior Center	41.75%	129
Romeo Fitness Center	40.45%	125
Washington Activity Rooms	40.13%	124
Washington Senior Center	41.10%	127
Washington Fitness Center	34.30%	106
Total Respondents: 309		

Q17 How often do you frequent one of our indoor activity centers?

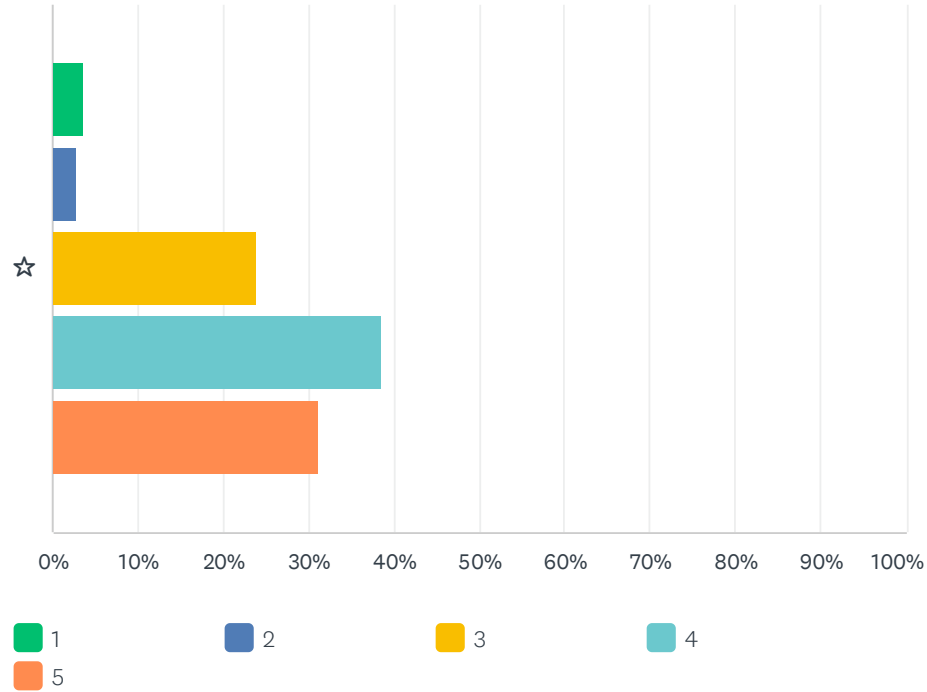
Answered: 396 Skipped: 14



ANSWER CHOICES	RESPONSES	
Often	19.19%	76
Sometimes/ Monthly	10.10%	40
On Occasion	45.96%	182
N/A	24.75%	98
TOTAL		396

Q18 What would you rate the overall appearance, maintenance, and cleanliness of the indoor facilities? 1 being the worst and 5 being the best.

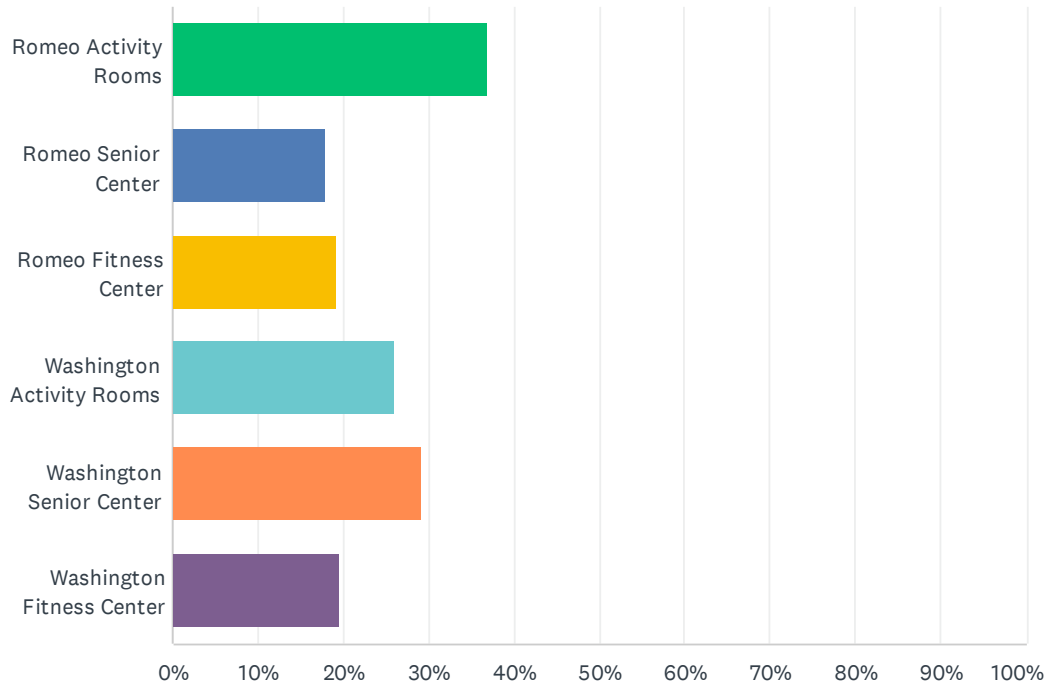
Answered: 410 Skipped: 0



	1	2	3	4	5	TOTAL	WEIGHTED AVERAGE
☆	3.66% 15	2.68% 11	23.90% 98	38.54% 158	31.22% 128	410	3.91

Q19 What Facilities do you frequent the most?

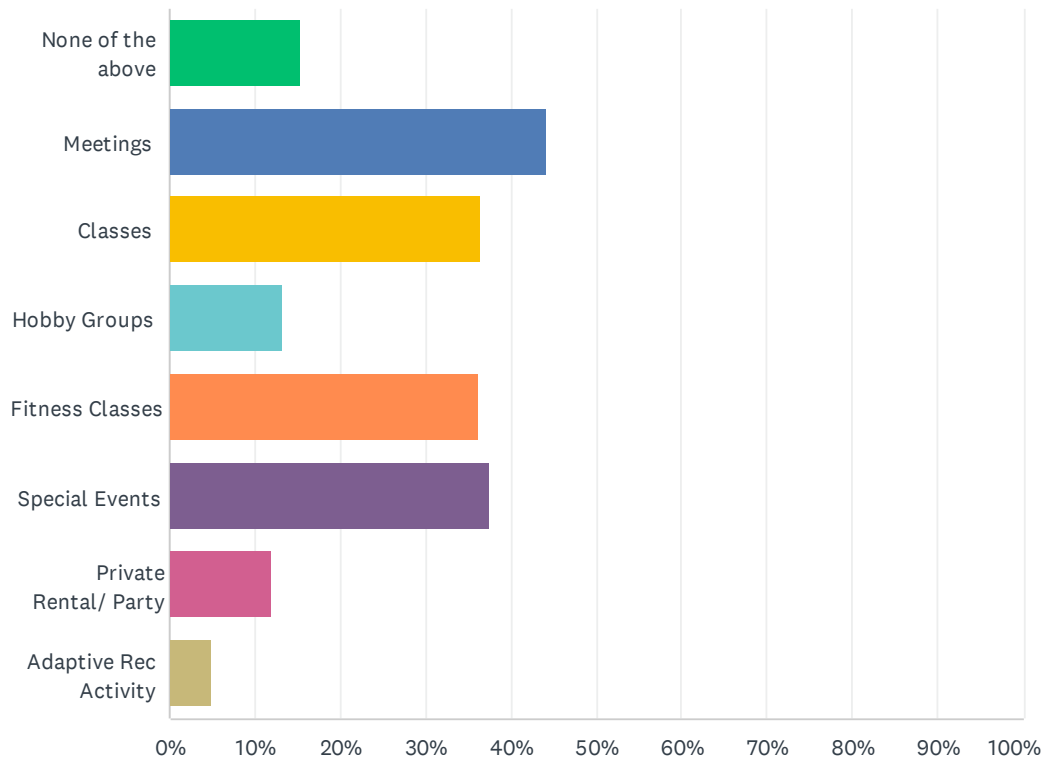
Answered: 301 Skipped: 109



ANSWER CHOICES	RESPONSES	
Romeo Activity Rooms	36.88%	111
Romeo Senior Center	17.94%	54
Romeo Fitness Center	19.27%	58
Washington Activity Rooms	25.91%	78
Washington Senior Center	29.24%	88
Washington Fitness Center	19.60%	59
Total Respondents: 301		

Q20 What activities have you done at the sites?

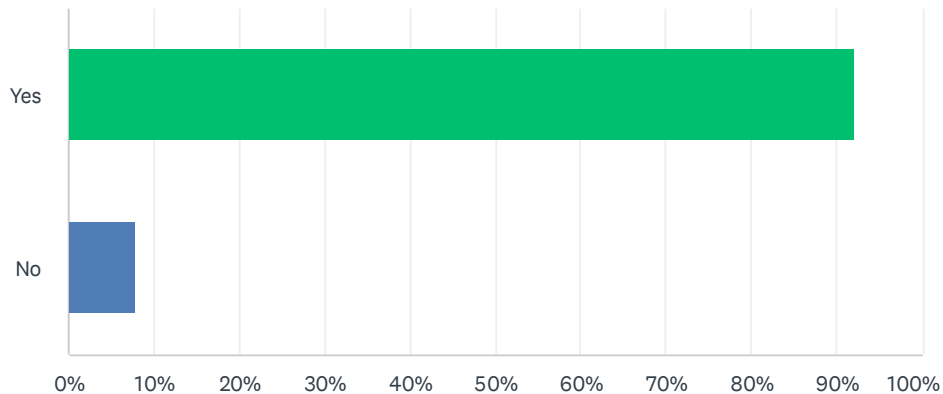
Answered: 354 Skipped: 56



ANSWER CHOICES	RESPONSES	
None of the above	15.25%	54
Meetings	44.07%	156
Classes	36.44%	129
Hobby Groups	13.28%	47
Fitness Classes	36.16%	128
Special Events	37.57%	133
Private Rental/ Party	11.86%	42
Adaptive Rec Activity	4.80%	17
Total Respondents: 354		

Q21 Do you feel you have a community/activity center close enough to your home?

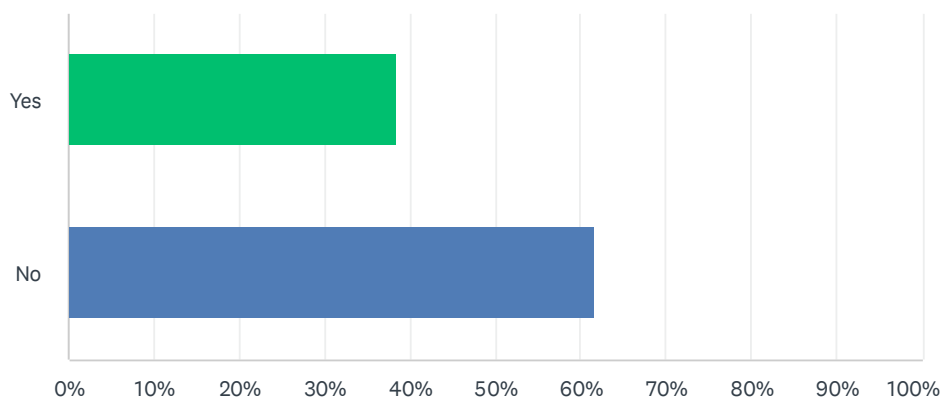
Answered: 388 Skipped: 22



ANSWER CHOICES	RESPONSES	
Yes	92.01%	357
No	7.99%	31
TOTAL		388

Q22 Do you feel a new community/activity center for the area is needed?

Answered: 384 Skipped: 26



ANSWER CHOICES	RESPONSES	
Yes	38.28%	147
No	61.72%	237
TOTAL		384

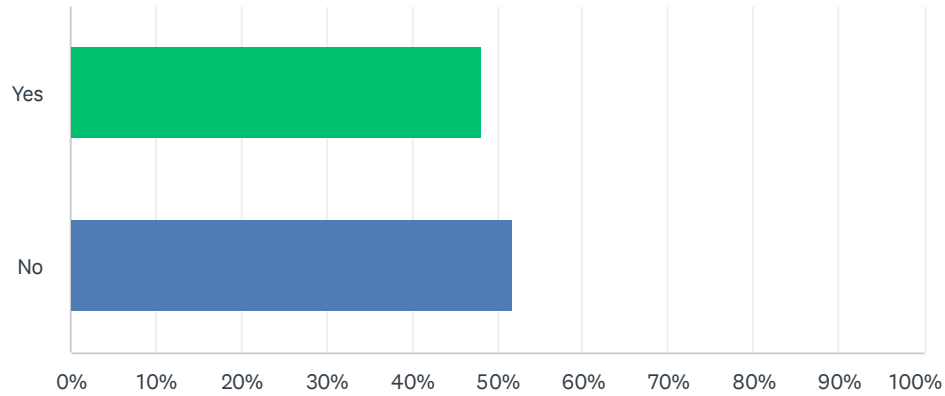
Question 23

What activities would you want to see included in a new community/activity center.

Pool	66
Weight room/gym	36
Pickle ball/tennis/raquet ba	29
Indoor walking track	25
Like other communities: OP	18
Basket ball	14
Exercise classes	14
Meeting/rental rooms	13
Not needed, don't want	12
Rinks (ice, skating)	10
Enrichment classes	9
Splash pad	6
Adaptive recreation	4
Volleyball	4
Nature, trails, greenery	4
Teens/kids activities	4
Seniot activities	4
Dog walk	3
Open courts	2
Theater	2
Picnic	2
Outdoor paths	2
Sports	2
Events	2
Total	287

Q24 Would you be willing to support a millage increase to pay for a new center?

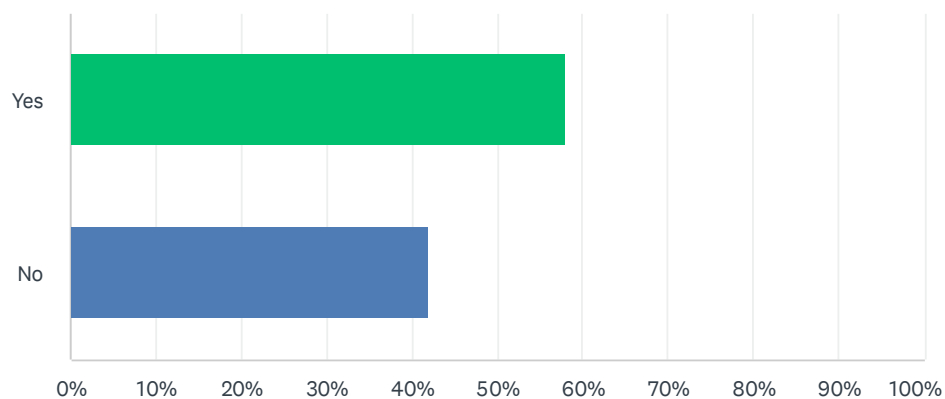
Answered: 379 Skipped: 31



ANSWER CHOICES	RESPONSES	
Yes	48.28%	183
No	51.72%	196
TOTAL		379

Q25 Do you participate in any Parks & Recreation Programs?

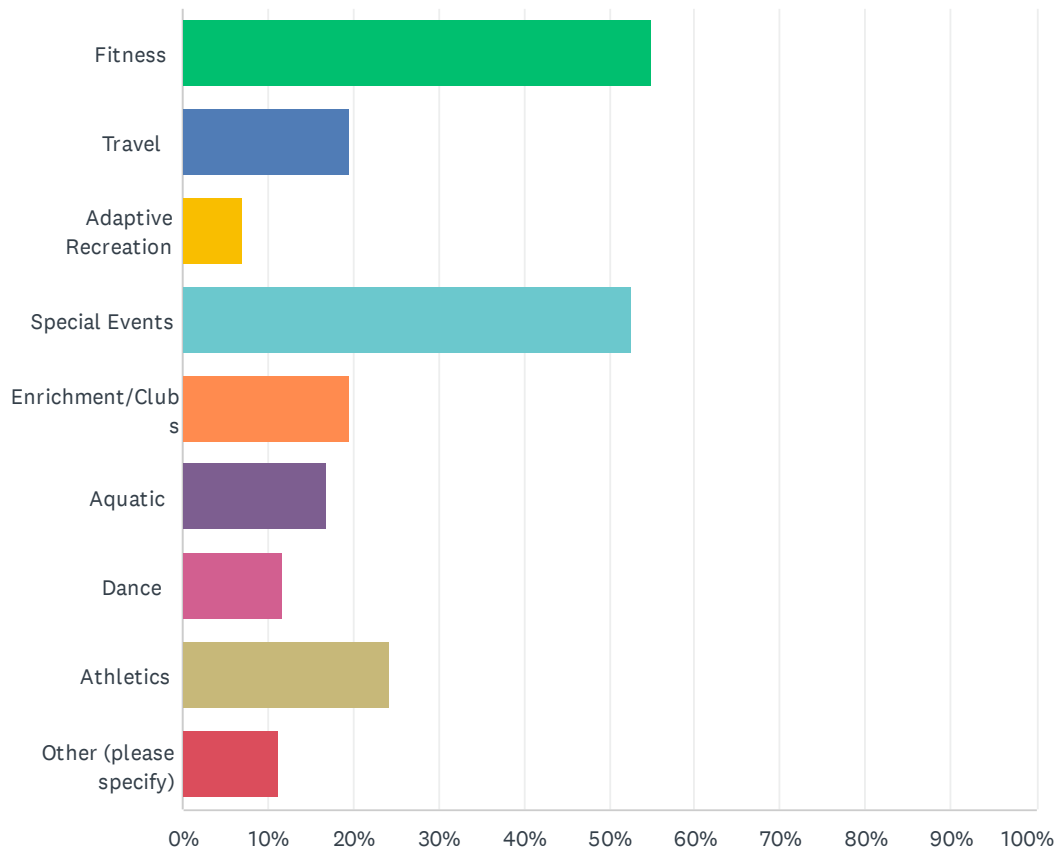
Answered: 396 Skipped: 14



ANSWER CHOICES	RESPONSES	
Yes	58.08%	230
No	41.92%	166
TOTAL		396

Q26 If so, please indicate the programs you have utilized:

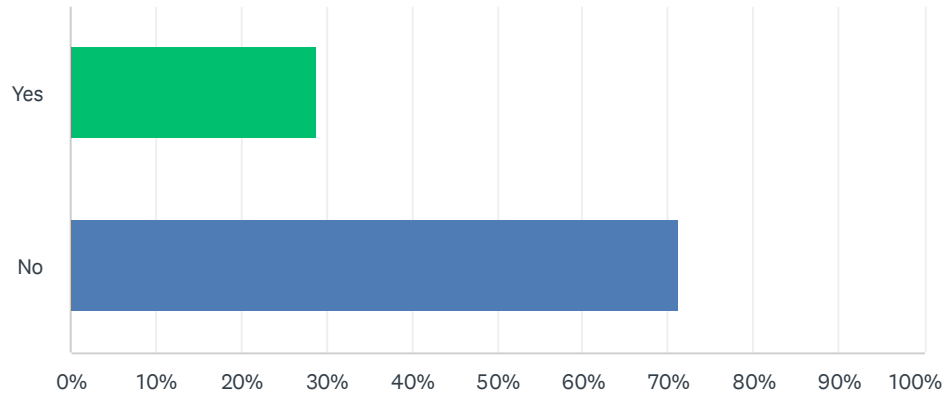
Answered: 256 Skipped: 154



ANSWER CHOICES	RESPONSES	
Fitness	55.08%	141
Travel	19.53%	50
Adaptive Recreation	7.03%	18
Special Events	52.73%	135
Enrichment/Clubs	19.53%	50
Aquatic	16.80%	43
Dance	11.72%	30
Athletics	24.22%	62
Other (please specify)	11.33%	29
Total Respondents: 256		

Q27 Do you have children who participate in Parks & Recreation Programs?

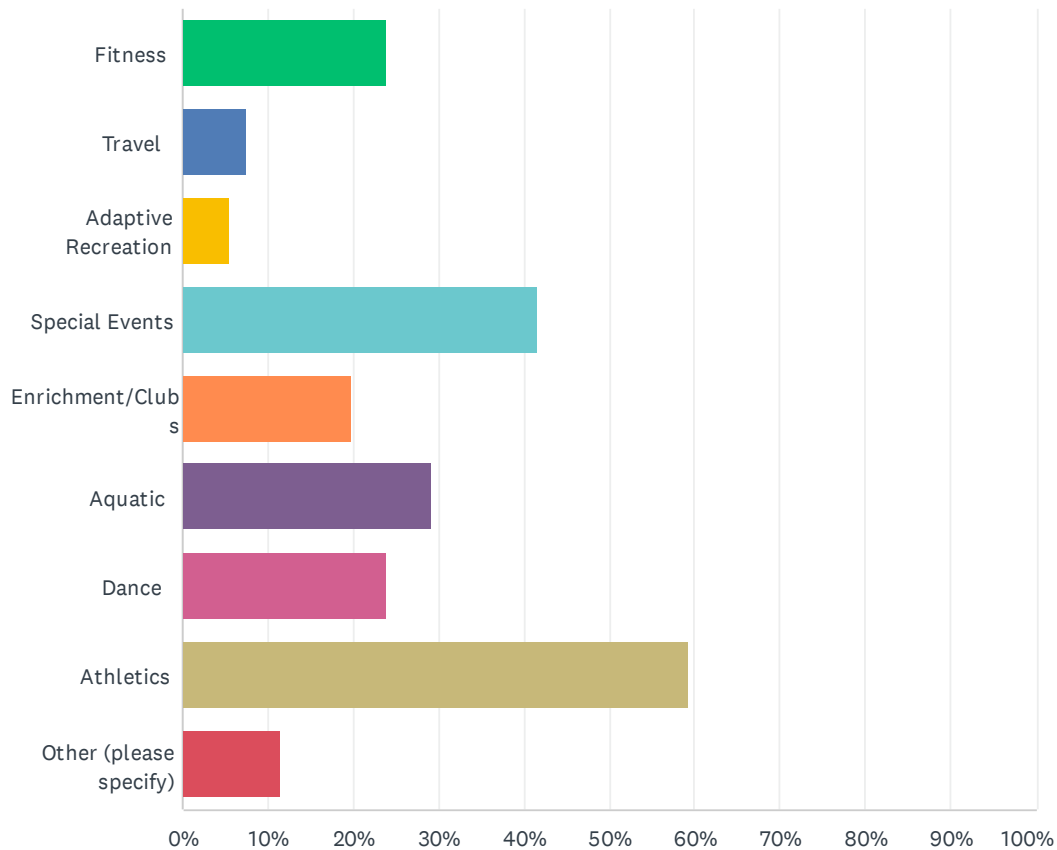
Answered: 399 Skipped: 11



ANSWER CHOICES	RESPONSES	
Yes	28.82%	115
No	71.18%	284
TOTAL		399

Q28 If so, please indicate the programs your children have participated in:

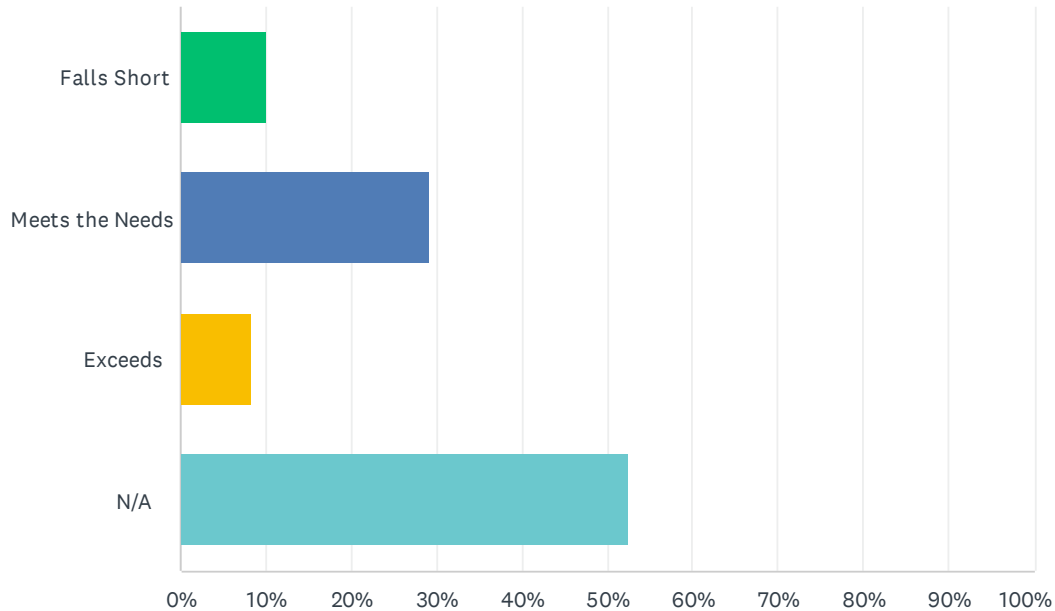
Answered: 147 Skipped: 263



ANSWER CHOICES	RESPONSES	
Fitness	23.81%	35
Travel	7.48%	11
Adaptive Recreation	5.44%	8
Special Events	41.50%	61
Enrichment/Clubs	19.73%	29
Aquatic	29.25%	43
Dance	23.81%	35
Athletics	59.18%	87
Other (please specify)	11.56%	17
Total Respondents: 147		

Q29 Please tell us if our YOUTH (12 & under) programs/activities meet the community needs

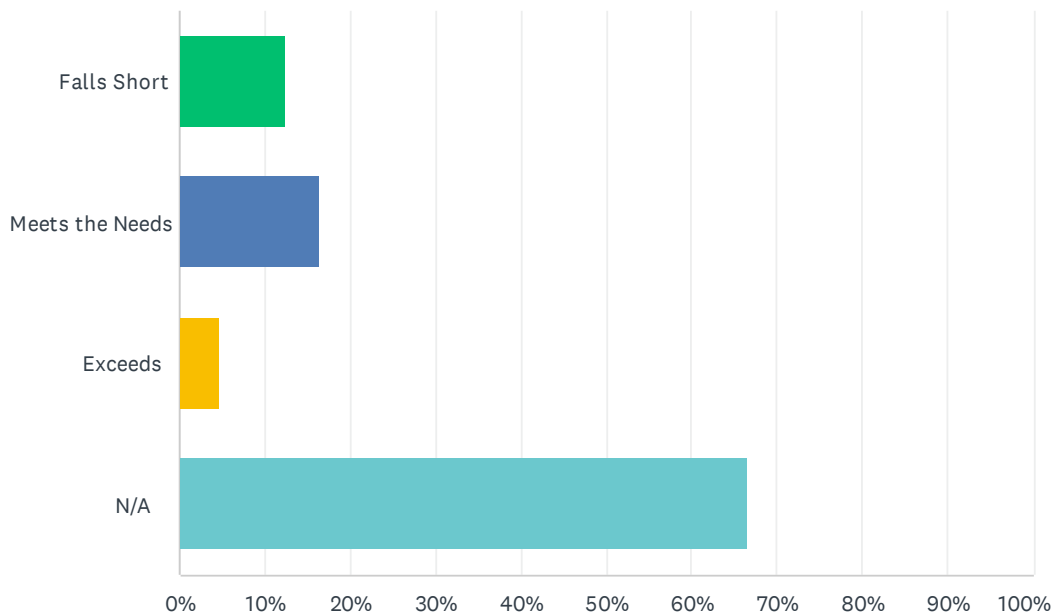
Answered: 288 Skipped: 122



ANSWER CHOICES	RESPONSES	
Falls Short	10.07%	29
Meets the Needs	29.17%	84
Exceeds	8.33%	24
N/A	52.43%	151
Total Respondents: 288		

Q30 Please tell us if our TEEN (13-17) programs/activities meet the community needs

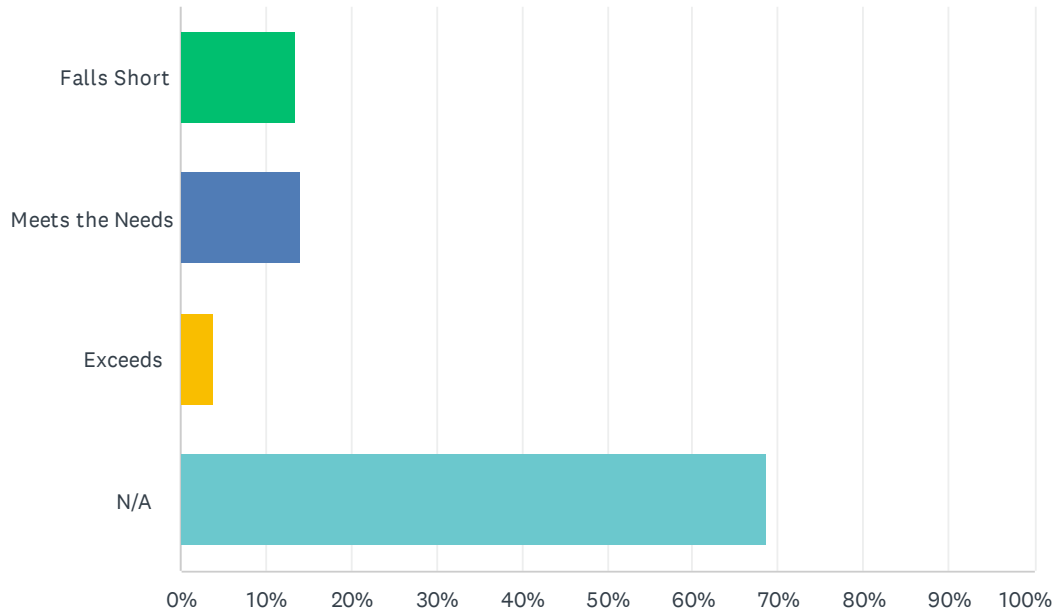
Answered: 292 Skipped: 118



ANSWER CHOICES	RESPONSES	
Falls Short	12.33%	36
Meets the Needs	16.44%	48
Exceeds	4.79%	14
N/A	66.44%	194
Total Respondents: 292		

Q31 Please tell us if our YOUNG ADULT (18-24) programs/activities meet the community needs

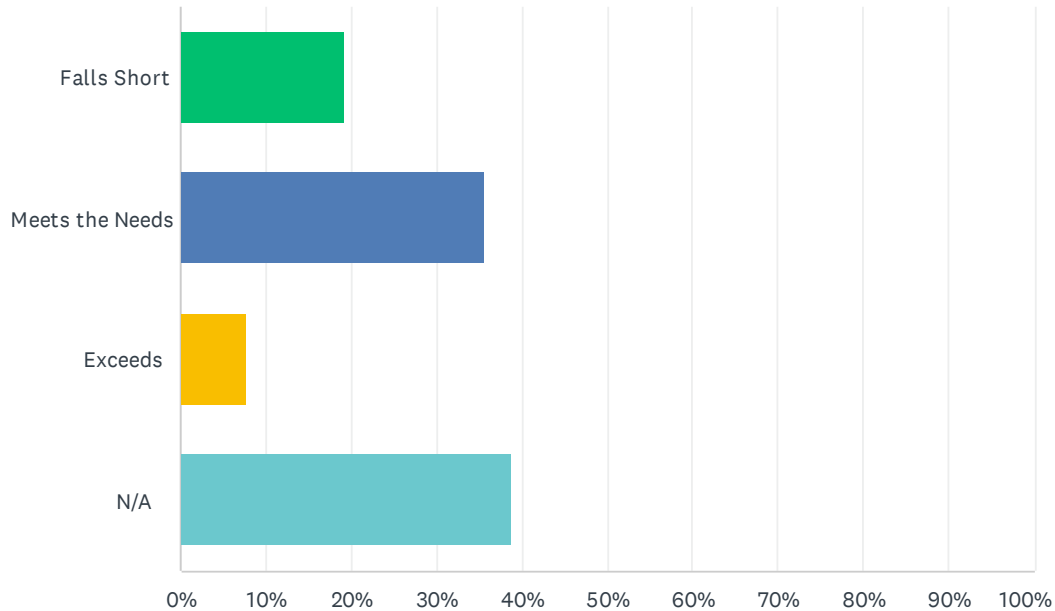
Answered: 291 Skipped: 119



ANSWER CHOICES	RESPONSES	
Falls Short	13.40%	39
Meets the Needs	14.09%	41
Exceeds	3.78%	11
N/A	68.73%	200
Total Respondents: 291		

Q32 Please tell us if our ADULT (25-59) programs/activities meet the community needs

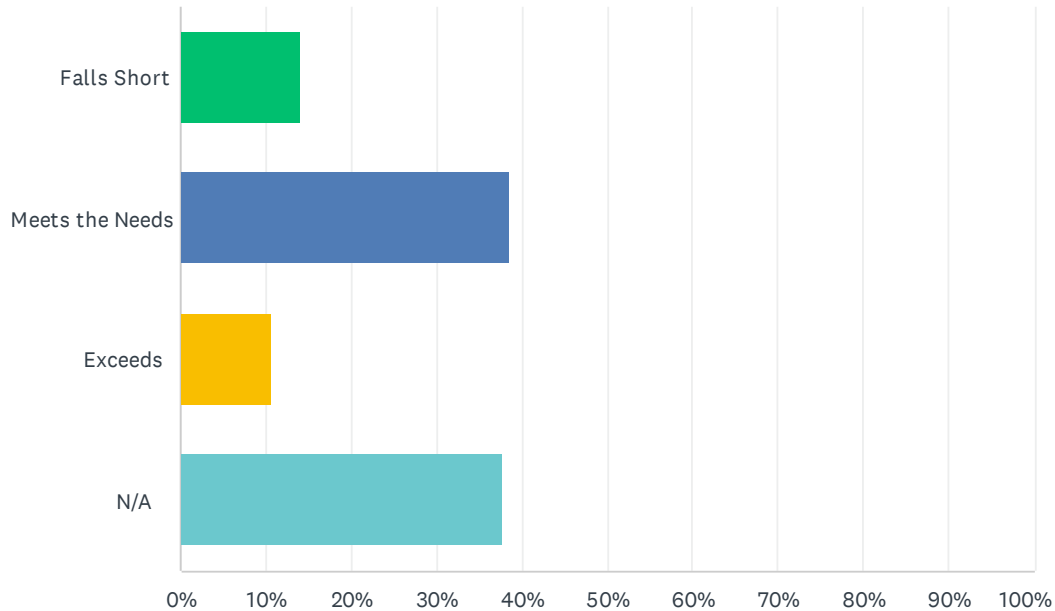
Answered: 312 Skipped: 98



ANSWER CHOICES	RESPONSES	
Falls Short	19.23%	60
Meets the Needs	35.58%	111
Exceeds	7.69%	24
N/A	38.78%	121
Total Respondents: 312		

Q33 Please tell us if our SENIOR (60+) programs/activities meet the community needs

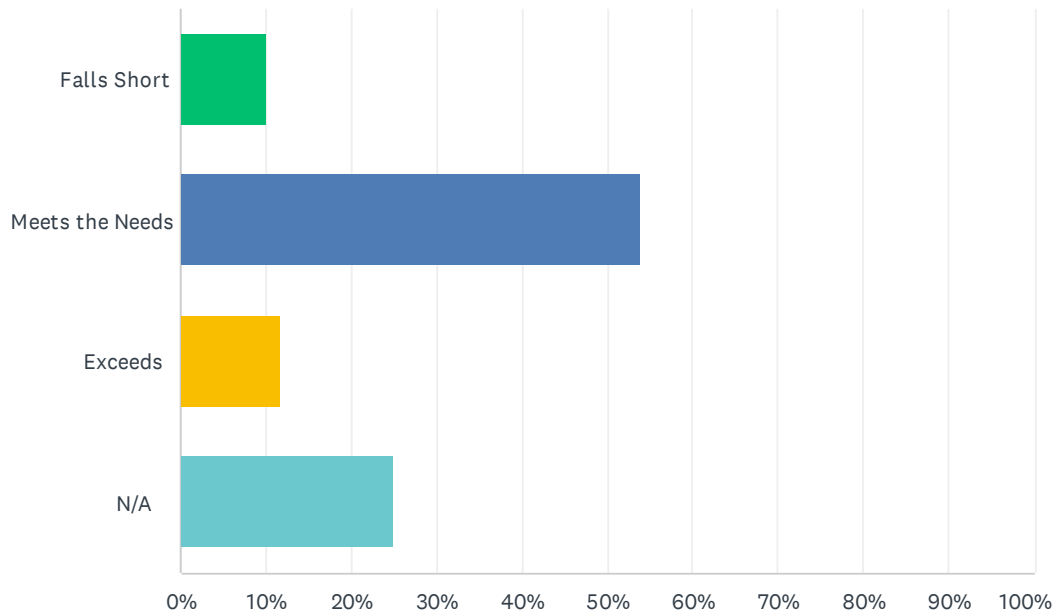
Answered: 360 Skipped: 50



ANSWER CHOICES	RESPONSES	
Falls Short	14.17%	51
Meets the Needs	38.61%	139
Exceeds	10.56%	38
N/A	37.78%	136
Total Respondents: 360		

Q34 Please tell us if our SPECIAL EVENTS meet the community needs

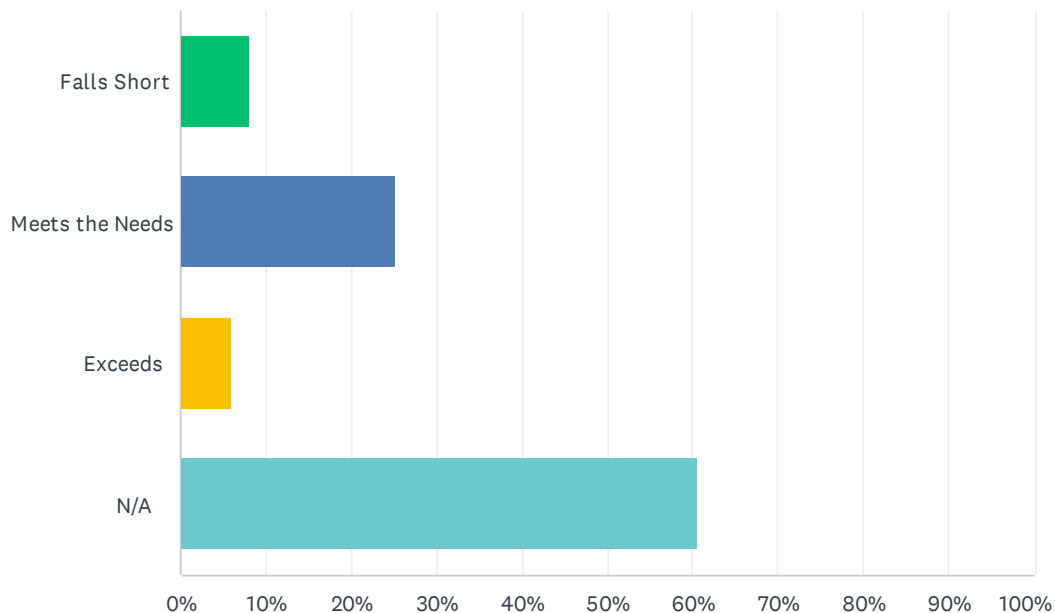
Answered: 350 Skipped: 60



ANSWER CHOICES	RESPONSES	
Falls Short	10.00%	35
Meets the Needs	54.00%	189
Exceeds	11.71%	41
N/A	24.86%	87
Total Respondents: 350		

Q35 Please tell us if our Adaptive Rec programs/activities meet the community needs

Answered: 317 Skipped: 93



ANSWER CHOICES	RESPONSES	
Falls Short	8.20%	26
Meets the Needs	25.24%	80
Exceeds	5.99%	19
N/A	60.57%	192
Total Respondents: 317		

Question 36

Which programs would you like to see more of or established

Enrichment classes	13
Kids/teen	13
Not applicable	12
Pool	10
Senior activities	9
Music/dance	8
Travel	6
Fitness classes	5
Adaptive Rec	5
Ice/snow activities	4
Walking/running	4
Splash pads	3
Pickleball/tennis	3
Gym	3
Pickleball/tennis	3
Adult	3
Basketball	2
Dogpark	2
Other community centers	2
Theatre	2
More variety	1
Rec center	1
Space rentals	1
Shuffleboard	1
Seating	1
Volleyball	1
Crafts	1
Lectures	1
Sports	1
Events	1
Tax prep	1
Fireworks	1
TOTAL	124

Question 37

Thank you for your participation.

Share any additional comments you have.

General good job	21
Director does great/good job	11
Great/good staff	9
Need new commissioners, unhappy currently	8
Keep together	8
Need recreation center	8
N/A	6
Need more park amenities	5
Need pool	4
Need parking lot paved	3
Need more advertising	3
Need dog park	3
Too much development	3
Need splash park	2
Thanks!	2
No more parks	2
Check out nearby community centers	2
Use Stoney Creek	2
Good brochure	1
Need new room dividers	1
Would volunteer	1
More adaptive rec	1
Need outdoor gym	1
Missed out on buying soccer field	1
Need senior center	1
Need outdoor yoga	1
Need more parks	1
Need RMS property as a park	1
Thanks: bball pad & path update Orchard Hills	1
Brochure link doesn't work	1
No community center	1
More needed in Washington	1
Improve Clinton St. Park	1
No tax increase	1
Dislike Romeo Village Park changes	1
Need more sports fields	1
Dislike this survey	1
Need to mail the brochure	1
Improve the pool	1
Like new Memorial Park	1
Don't use P/R	1
TOTAL	125

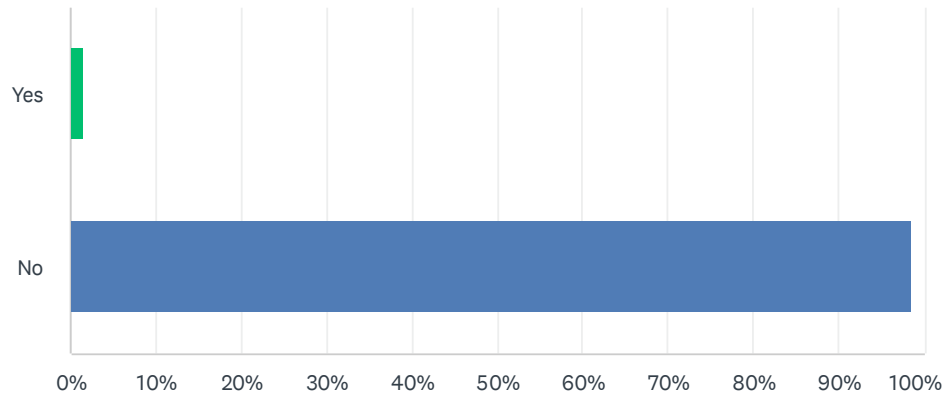
Q38 If you would like to receive additional information about the Parks, please provide your contact information including a valid email address

Answered: 83 Skipped: 327

ANSWER CHOICES	RESPONSES	
Name	0.00%	0
Company	0.00%	0
Address	0.00%	0
Address 2	0.00%	0
City/Town	0.00%	0
State/Province	0.00%	0
ZIP/Postal Code	0.00%	0
Country	0.00%	0
Email Address	100.00%	83
Phone Number	0.00%	0

Q39 If you would like to review your answers, click YES and it will take you to the beginning of your survey answers. If you click NO you will be DONE.

Answered: 329 Skipped: 81



ANSWER CHOICES	RESPONSES	
Yes	1.52%	5
No	98.48%	324
TOTAL		329