



CITY OF NORTH POLE *Alaska*

REGULAR CITY COUNCIL MEETING Monday, August 15, 2016

MAYOR

Bryce Ward
888-4444

CITY CLERK

Kathy Weber, MMC
488-8583

COUNCIL MEMBERS

Kevin McCarthy- Mayor Pro Tem	590-0800
Preston Smith – Dep Mayor Pro Tem	488-8824
Elizabeth Holm – Alt Dep Mayor Pro Tem	488-6125
Santa Claus	388-3836
Elyse Dawson	520-221-1340
Thomas McGhee	455-0010

1. Call to Order/Roll Call
2. Pledge of Allegiance to the US Flag
3. Invocation
4. Approval of the Agenda
5. Approval of the Minutes
6. Communications from the Mayor
7. Council Member Questions of the Mayor
8. Communications from Department Heads, Borough Representative and the City Clerk
9. Ongoing Projects Report
10. Citizens Comments (Limited to Five (5) minutes per Citizen)

11. Old Business.

12. New Business

- a. Recommendation to purchase a wood chipper for the Public Works Department
- b. Approval of the North Pole Comprehensive Strategic Plan
- c. Auction items from North Pole Fire Department to be approved for sale.
- d. Ordinance 16-17, an ordinance of the North Pole City Council amending Title 2.36.470 Personnel Code, adding over hire.
- e. Ordinance 16-18, an ordinance amending Title 2, Personnel Code, Chapter 2.36.470 Pay, Section F. Professional Development
- f. Ordinance 16-19, an ordinance of the North Pole City Council Repealing Chapter 4.18, 4.20, and 4.22
- g. Ordinance 16-20, an ordinance of the North Pole City Council adding Section 4.19, Property Disposal

13. Executive Session – To discuss legal status of City of North Pole vs. Flint Hills Resources

14. Council Comments

15. Adjournment

The City of North Pole will provide an interpreter at City Council meetings for hearing impaired individuals. The City does require at least 48 hours' notice to arrange for this service. All such requests are subject to the availability of an interpreter. All City Council meetings are recorded on CD. These CD's are available for listening or duplication at the City Clerk's Office during regular business hours, Monday through Friday, 8:00 a.m. to 5:00 p.m. or can be purchased for \$10.00 per CD. The City Clerk's Office is located in City Hall, 125 Snowman Lane, North Pole, Alaska.



Committee of the Whole – 6:30 P.M.
Regular City Council Meeting – 7:00 P.M.

A regular meeting of the North Pole City Council was held on Monday, August 1, 2016 in the Council Chambers of City Hall, 125 Snowman Lane, North Pole, Alaska.

CALL TO ORDER/ROLL CALL

Mayor Ward called the regular City Council meeting of Monday, August 1, 2016 to order at 7:02 p.m.

There were present:

Mr. McCarthy – Mayor Pro Tem
Mr. Smith – Deputy Mayor Pro Tem
Ms. Holm – Alt. Deputy Mayor Pro Tem
Ms. Dawson
Mr. McGhee
Mr. Claus
Mayor Ward

Absent/Excused

Excused

Excused

PLEDGE OF ALLEGIANCE TO THE U.S. FLAG

Led by Mayor Ward

INVOCATION

Invocation was given by Councilman McGhee

APPROVAL OF AGENDA

Mr. McGhee moved to Approve the Agenda of August 1, 2016

Seconded by Ms. Dawson

Discussion

None

PASSED

Yes: 5 – Smith, McGhee, Dawson, Claus, McCarthy, Ward

No: 0

Absent: 2 – Claus, Holm

APPROVAL OF MINUTES

Mr. Smith *moved to Approve the Minutes of July 18, 2016*

Seconded by Mr. McGhee

Discussion

None

PASSED

Yes: 5 –Smith, McGhee, Dawson, Claus, McCarthy, Ward

No: 0

Absent: 2 – Claus, Holm

COMMUNICATIONS FROM THE MAYOR

We now have a new email for the mayor, my old email will still work but I will also receive emails sent to the generic email or mayor@northpolealaska.org

I am continuing to do muffins with the mayor. The next muffins will be August 19th here at City Hall.

The Economic Development commission met this last weeks and we went over the approved CEDs or Comprehensive Economic Development Strategy, they have taken into consideration some of the items that we have brought up during our own strategic planning sessions as well.

Chief Buddy Lane has officially retired. We wish Buddy the very best in his new ventures. We are currently accepting applications for the Fire Chief Position. It will remain open until filled.

The students from Access Alaska were here on the 21st of July. We had a mock council meeting with the students where they debated the pros and cons to raising the minimum wage. After lunch the students traveled over to the police department where they learned what a police officer does with Officer Smith and how to process a crime scene with detective Gibson.

Tomorrow the three mayors will be meeting for a joint press conference at The Door in Fairbanks to announce the Mayors March in September. The three local mayors will march from North Pole City Hall to The Door in Fairbanks (14miles) to bring awareness to the community about the homeless youth issues we have in the Interior. Each mayor has a fundraising page.

Mayor Wards Page is <http://www.fyaohn.myevent.com/participant/378307>

Please help bring awareness and donate!

COUNCIL MEMBER QUESTIONS OF THE MAYOR

- None

**COMMUNICATIONS FROM DEPARTMENT HEADS, BOROUGH
REPRESENTATIVE AND THE CITY CLERK**

Police Department, Chief Dutra

- SB91 has passed and has made some major changes to our criminal Justice System. I am convinced this bill will cause significantly higher victimization of our citizens. As I have stated before I do not support the bill but I will enforce the will of the legislature.
- New bags –Officer Jeromey Lindhag updated council on the contents and reason for the new bags.
- I have been gone on vacation and just returned today. Still catching up
- We have just finalized our annual EVOC training to be held Aug 28-Sept 2.
- We presented a plaque to Retired Fire Chief Buddy Lane thanking him for his service to our department.
- World's biggest back pack giveaway is on Aug. 13th we are participating.
- Access Alaska - we participated and Det. Gibson and Sgt. Bellant did a great job.
- Completed a 120 internship for a college student Jacob Tibbetts.

The new police car was parked outside and council members wanted to take a look at it.

Mr. McGhee *moved to* recess for 5 minutes

Seconded by Mr. Smith

Unanimous consent

Fire Dept., Deputy Chief Coon

- 1st day in over 40 years without Chief Lane.
- Had 3 citizens come in a praise the crews for what they've done.
- Finished firefighter 2 testing.
- Have open position for firefighter. Have over 20 applicants and interviewed 9. Very qualified people and hope to offer the position tomorrow.
- Up to nearly 650 emergencies this year.
- Asked to speak with the summer academy. Pitched the program at North Pole and the live-in program.
- Summer projects are complete.

Finance, Tricia Fogarty

- Last week Renee Beckman resigned her position and her position is in the newspaper.
- Tricia is doing the utility billing this month.
- Working on budget amendments. Need to do an ordinance amendment.

Director of City Services, Bill Butler

Building Department

- No new building permits issued since last Council meeting.
 - In process of issuing a building permit to Flint Hills for a laboratory building.
 - Expecting a permit application from Santa Claus House for a warehouse.

Public Works

- Request for a wood chipper before Council this evening.
- DOT has completed inlayed striping in round-a-bouts
- Funding is available from FMATS for the Homestead Road pedestrian path; however the required match from the City is approximately \$65,000. If the City wants this project to proceed, these funds will need to be part of the Public Works 2017 budget.

Utility Department

- Lift Station Phase 3 is well underway
 - Rehabilitation work is active at the Mockler and Tanana lift stations.
 - Cary and Hurst lift stations are next on the schedule for rehabilitation.
- Water main repair on July 20th on Holiday Road went well with no unforeseen problems.
 - Customers were without water for approximately seven hours.
- Bids due on August 8th for mobile generators for the Sewer Division
 - Purchase of the generators will be with funds from an Alaska Clean Water Fund loan.
 - Hope to be able to purchase at least two generators—20 KW and a 30 KW.
 - If receive responsive bid(s) we hope to have a recommendation at the next Council meeting.

Natural Gas Utility Board

- IGU passed a resolution where the Utility's position is for the Interior Energy Project to be successful within the existing budget constraints that the project should be vertically integrated under IGU.
 - IGU will be making this case to AIDEA in the weeks ahead.

Borough Representative

FNSB ordinance 2016-36 was before the assembly on the 28th of July. The assembly chose to approve the ordinance, which took planning and zoning board of adjustment power from the cities. The city of Fairbanks expressed interest in taking on planning and zoning powers and requested a postponement of the ordinance for 6 months, this was voted down and the City was encouraged to continue to research if they wanted to actually take on planning and zoning.

There were also multiple marijuana establishment licenses that were up for Assembly review. All licenses were issued motions of no protest during the meeting despite motions from assemblyman Roberts to issue protest

City Clerk's Office, Kathy Weber

- The Municipal Election for the City of North Pole will be held Tuesday, October 4, 2016. Declaration of Candidacy may be filed with the North Pole Clerk's Office at 125 Snowman Lane, from July 15, 2016 at 8:00 a.m. through July 29, 2016 at 5:00 p.m. for the following:

CITY OF NORTH POLE COUNCIL SEATS

(All offices serve at-large)

2 City Council Seats.....3-year terms

QUALIFICATIONS

A qualified voter who has resided within the state and the City of North Pole for at least **one year** prior to filing his/her declaration of candidacy is eligible to be a candidate for the City Council.

All elected officials are elected at large.

A completed sworn Declaration of Candidacy and Public Official Financial Disclosure Statement must be filed with the City Clerk at the time of filing along with a \$25.00 non-refundable filing fee.

Withdrawal Deadline: A candidate desiring to withdraw may do so by filing a written request with the clerk no later than 5:00 p.m., August 5, 2016.

**Kathy Weber, MMC
North Pole City Clerk**

488-8583

Website: www.northpolealaska.com

- An initiative/referendum was filed on June 21st was approved to prohibit marijuana businesses in the City of North Pole. Two petitions were turned in on Friday, July 18th. There were 96 signatures submitted, 25 insufficiencies, and 71 qualified signatures. They did not have enough signature and petitions were given back so they could try and get the required number. Petitions were returned on July 26th and the signatures were satisfied and certified.
- Friday, July 15th was the last day to sign up to run for City Council. We have four candidates. They are:

DeJohn Cromer

815 Marquette Loop
North Pole, AK 99705
P: 907-347-2808
Email: jejohnc@gmail.com

Avery Thompson

135 E. 6th Ave
North Pole, AK 99705
P: 907-388-5351
Email: ThompsonAvery@msn.com

Doug Isaacson

1003 Shirley Turnaround
North Pole, A 99705
P: 907-322-3133
Email: douglas.isaacson@gmail.com

David Skipps

2729 Perimeter Dr.
North Pole, AK 99705
P: 907-750-5106
Email: DavidSkipps@yahoo.com

Candidate have until 5:00 p.m. on Friday, August 5th to withdraw their name from candidacy.

- We have three positions open at the City. They are Fire Chief, Utility Billing/Acct Rcv clerk, and Records Management/Archivist. The positions are open until filed. We hope to have enough applications by August 15th to put together a list for each position and start the hiring process.
- 146 days until Christmas.

ONGOING PROJECTS

- None

CITIZENS COMMENTS

- None

OLD BUSINESS

ORDINANCE 16-16, AN ORDINANCE OF THE CITY OF NORTH POLE, ALASKA TO AMEND TITLE 13, PUBLIC SERVICES, TO ESTABLISH THE PROCESS FOR PROVIDING UTILITY SERVICES OUTSIDE THE CITY LIMITS OF NORTH POLE AND TO UPDATE THE ORDINANCE

Mr. Butler gave the introduction on the ordinance. This basically is to provide utility services to people outside the City limits without being annexed. He also cleaned up the ordinance and was approved by the City Attorney. He did have a concern on line 60 and asked to have that amended by council with recommended language before them.

Public Comment

None

Mr. McGhee *moved to Adopt Ordinance 16-16, An Ordinance of the City of North Pole, Alaska to amend Title 13, Public Services, to establish the process for providing utility services outside the City limits of North Pole and to update the ordinance.*

Seconded by Mr. McCarthy

Discussion

None

Mr. McGhee *moved to Amend Ordinance 16-16, An Ordinance of the City of North Pole, Alaska to amend Title 13, Public Services, to establish the process for providing utility services outside the City limits of North Pole and to update the ordinance as follows:*

Line 60: Change the current wording from, *or increase utility rates for City residents.*

Delete: “or”

Replace with “**nor projected to**”

Line 60 will read as follows: **nor projected to** increase utility rates for City residents

Seconded by Mr. McCarthy

Discussion

None

On the amendment

PASSED

Yes: 5 –Smith, McGhee, Dawson, Claus, McCarthy, Ward

No: 0

Absent: 2 – Claus, Holm

On the main motion as amended

PASSED

Yes: 5 –Smith, McGhee, Dawson, Claus, McCarthy, Ward

No: 0

Absent: 2 – Claus, Holm

NEW BUSINESS

RECOMMENDATION TO PURCHASE A WOOD CHIPPER FOR THE PUBLIC WORKS DEPARTMENT

Mr. Butler informed council of the need for the wood chipper for Public Works.

Public Comment

None

Mr. McGhee *moved to* Postpone until the meeting of 8-15-16 the recommendation to purchase a wood chipper for the Public Works Department

Seconded *by* Ms. Dawson

Discussion

None

PASSED

Yes: 5 –Smith, McGhee, Dawson, Claus, Ward

No: 0

Absent: 2 – McCarthy, Holm

Mr. McGhee *moved to* Amend Proposition 3, Section 604, by putting it back to the original language.

COUNCIL COMMENTS

Ms. Dawson - goodnight.

Mr. Smith – wished everyone a great evening and was happy seeing all the people out utilizing our bike paths.

Mr. McCarthy - took the time to download the pokeyman go game and was surprised to see all the city walking paths and exercise stations that are stopping points. The totem pole in front of City Hall is on there and also the Itadori pole. Everything looks very nice.

Mr. McGhee – would like to see more information on how we deal with our revenue as he always thought the revenue was a projected revenue and not a fixed revenue. This makes it hard to comprehend what revenues they'll receive and the property taxes the city will receive when they go up and down. He felt that the Council needed to have a work session to know what the se shortfalls are that he didn't know we had. Good hear that the prior Chief has moved on and that the Deputy Chief is taking care of things. Sorry to hear that people are leaving but good to know they are moving forward.

Mayor Ward said it has been wet out there. Looking forward to sunny weather however short it is.

ADJOURNMENT

Mr. McGhee *moved to Adjourn the meeting at 8:05 p.m.*

Seconded by Mr. McCarthy

The regular meeting of August 1, 2016 adjourned at 9:39 p.m.

These minutes passed and approved by a duly constituted quorum of the North Pole City Council on Monday, August 15, 2016.

Bryce J. Ward, Mayor

ATTEST:

Kathryn M. Weber, MMC
North Pole City Clerk

GREAT NORTH AUCTION, LLC

1665 Richardson Hwy North Pole, AK 99705

907-347-2219

FINAL SETTLEMENT

DATE : August 4, 2016

OWNER : CITY OF NORTH POLE 907-488-2281 ATTN: Kathy Weber (City Clerk)
DATE OF SALE : July 8 & 30, 2016

PROCEEDS OF SALE: (Please see yellow tickets)

Sold : 2010 Dodge Charger = 4,900.00
Sold : 2003 Ford crown Vic = 1,300.00
Sold : 2001 Ford crown Vic = 1,400.00
Sold : 2004 Ford Crown Vic (For part) = 400.00
Sold : Printer, TV, DVD Player, black bumper, brass items, eco fan = 160.00

TOTAL PROCEEDS OF SALE = 8,160.00

SELLER'S EXPENSE

AUCTIONEER'S FEE : 8 % (2010 Dodge Charger) = 392.00
AUCTIONEER'S FEE : 8 % (2003 Ford crown Vic) = 104.00
AUCTIONEER'S FEE : 8 % (2001 Ford crown Vic) = 112.00
AUCTIONEER'S FEE : 10 % (2004 Ford Crown Vic (For part) = 40.00
AUCTIONEER'S FEE : 10 % printer, TV, DVD Player, black bumper, brass items, eco fan = 16.00

TOTAL SELLER'S EXPENSE = 664.00

TOTAL PROCEEDS TO SELLER : = 7,496.00

(PAID CHECK # 6494)



AUCTIONEER OR SECRETARY

125 Snowman Lane
North Pole, Alaska 99705
(907) 488-8593
(907) 488-3002 (fax)
bill@northpolealaska.com

City of North Pole
Director of City Services

Memo

To: North Pole City Council
From: Bill Butler
Date: July 27, 2016
Subject: Recommendation to approve purchase of a wood chipper by the Public Works Department

Recommendation

Approve the Public Works Department request to purchase a wood chipper for \$18,990.00 (See attached quote.) Funds for the purchase will be from Street Maintenance, the major function that the chipper will support. (Current balance as of 7/27 equals \$65,051.90.)

Background

The Public Works Department has increasingly taken responsibility for brush clearing along city streets and other brush clearing projects that in the past have been performed by private contractors. Public Works has a brush cutting attachment for its Bobcat that can clear moderate sized brush in ditches and road rights of way (ROW). The size of the brush that this attachment can clear safely is approximately one to two inches in diameter. This attachment effectively mulches the brush so the organic material can be left in place. Larger brush must be cleared with chain saws and other hand-held equipment. Brush cleared by hand must be loaded on to a truck, hauled to the City's dump site, unloaded and the staff then returns to the work site to gather more brush. This approach is inefficient. In addition, the site where we dispose of brush is rapidly filling. The brush disposed at the site is not compacted, it consumes significant space and Public Works must periodically hire a contractor with a bulldozer or large loader to level the site and compact the accumulated brush. This contracted work can cost between \$1,000 and \$2,000 depending upon the time to complete the work and can exceed \$2,000.

Brush chipped at the site where the brush is cut can often be left on site with no need to haul it to a disposal site. Should the volume or composition of chipped brush not be suitable for leaving on site, a chipper will automatically load the chipped brush onto a vehicle for hauling; the volume of the chipped brush is more compact so transporting it requires fewer trips to the dump site; the compacted volume of chipped brush will fill the dump site more slowly; and chipped brush at the dump site can be leveled with the Public Works' equipment and chipped brush can be driven upon, therefore; requiring less frequent need for leveling of the dump site by a private contractor.

The accumulated brush in some cases represents a wasted resource. Brush, tree limbs, and logs if chipped by Public Works can be used for landscaping, for example; the dog park has a bed of chipped brush. Chipped brush can also be used in planting beds or to line walking trails.

Public Works contacted local vendors and was only able to find a single local vendor that provides commercial grade wood chippers. The recommended wood chipper will chip material up to eight inches in diameter. It can blow the chips into our dump truck for hauling. We did investigate wood chippers that can function as an attachment to Bobcats; however, these units have limited power and the maximum size of items that can be chipped is four inches. Using a wood chipper attached to the Bobcat also limits the use of the Bobcat—when chipping wood, Public Works cannot use the Bobcat to clear brush, making the department less efficient.

Rental of equipment was also considered. Rental equipment is only available if no one else has the equipment rented. The Department's productivity is restrained trying to use rental equipment—staff time is required to collect and return the equipment to the vendor each time the equipment is rented. Rental of commercial-grade chippers can exceed several hundred dollars for a single day's rental (not counting staff time to collect and return the unit). Longer-term rentals can exceed \$1,000 or more depending upon the length of the rental. An important use for the chipper will be in "emergency" situations; for example, when trees fall across roads and they must be removed quickly. Chipping downed trees immediately is a service to our residents and using a chipper can make the process more efficient—less time is spent loading and unloading brush that must be hauled to the dump so more work can be done in less time resulting in roads being cleared more quickly.

The Woodway
1830 RJ Loop
Fairbanks, AK 99709
(907) 452-4002
Fax (907) 452-5332

Quote No: 17265
Date: 07/12/16
Page: 1

Sold To: CODY LOUGEE
CITY OF NORTH POLE
125 SNOWMAN LN.
NORTH POLE, AK 99705

Customer No: 11408
Phone No: 907-488-2281

Ship To: 125 SNOWMAN LN.
NORTH POLE, AK 99705

Cust. Order #:

Salesperson: #29 - JON

Product Code	Item Description	Qty	Unit Price	Amount
BCCH8993H	CHIPPER 8" 993cc/ AUTO FEED	1	18990.00	18990.00
MISC SAW SHOP	MISC SAW SHOP	1	0.00	0.00
	INCLUDE SHIPPING TO THE WOODWAY, ASSEMBLED AND TEST RUN ALLOW 10 DAYS 2 WEEKS			

Sub-Total: 18990.00
:
Shipping: 0.00
Tax [0]: EXEMPT *
Total: 18990.00

Amount Paid: 0.00
Amount Due: 0.00
Change: 0.00

Thank you for your order!
No returns or exchanges without receipt.
Visit us online at www.TheWoodway.com

CH8993H

- Briggs & Stratton Vanguard 993cc
- 8" Chipping Capacity
- 4 Reversible Chipping Blades
- Triple-Banded Belt Driven Rotor
- 30" Rotor, 275 lbs. Operates at 1,500 RPM
- 4-Sided Adjustable Anvil
- Table rotation features 15 lockable positions

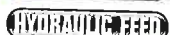
FEATURING:



CH911DH

- Kubota Diesel 1.1 Liter
- 9" Chipping Capacity
- 4 Reversible Chipping Blades
- Triple-Banded Belt Driven Rotor
- 30" Rotor, 275 lbs. Operates at 1,600 RPM
- 4-Sided Adjustable Anvil

FEATURING:



CH922DH

- Kubota Diesel 2.2 Liter
- 9" Chipping Capacity
- 4 Reversible Chipping Blades
- Triple-Banded Belt Driven Rotor
- 30" Rotor, 275 lbs. Operates at 1,600 RPM
- 4-Sided Adjustable Anvil

FEATURING:



*Shown with optional
pintle hitch*

Echo Bear Cat CH8993H

Warranty: 1-year commercial warranty

Maintenance

- First oil change at 20 hours run time; subsequent oil changes at 50 hours run time.
- Annual engine tune up
- 200 hours check valves,

Blades (four)

- Two-sided (when first side becomes worn, can reverse the blades)
- Blades can be sharpened and reused until no longer functional
- New blades cost approximately \$200 each

Major service

- Available locally at Woodway

Rentals

The Rental Zone/Airport Rentals--Do not rent wood chippers

Independent Rentals—Do not rent wood chippers

Recent commercial bush clearing and chipping expenses

(Payment records available for 2016 through 2014 only)

2016

No commercial brush clearing contracts thus far in 2016. Projecting may need a contractor to clear brush on 7th Avenue in the Ford Subdivision.

2015

Date	Activity	Amount
July 2	Tree and brush mulching	\$10,100
July 29	Brush clearing and mulching Wastewater Plant	\$7,100
September 25	Brush clearing Highway Park Subdivision	\$5,600
September 19	8 th Avenue Brush clearing	\$2,400
August 19	Mulching 8 th Avenue	\$700
Total		\$25,900

2014

Date	Activity	Amount
July 11	Brush Chipping	\$775
July 10	Tree trimming	\$925
June 3	Tree and stump removal	\$2,500
Total		\$4,200

BlackHawk Works, LLC
2240 Granite Drive
North Pole, AK 99705

blackhawkworks@yahoo.com
www.blackhawkworks.com

BlackHawk Works, LLC

Invoice

Date	Invoice #
07/02/2015	1417
Terms	Due Date
Net 15	07/17/2015

Bill To

City of North Pole
125 Snowman Ln
North Pole, AK 997056

Amount Due	Enclosed
\$10,100.00	

✂ Please detach top portion and return with your payment. ✂

Date	Activity	Amount
07/02/2015	Tree and brush mulching between 5th and 8th Ave. Tree and brush mulching at the upper end of 8th Ave ending at Blanket Tree and brush mulching from 8th Ave to Laurence Road (Approx 1.2 miles).	10,100.00
Total		\$10,100.00

BlackHawk Works, LLC
2240 Granite Drive
North Pole, AK 99705

blackhawkworks@yahoo.com
www.blackhawkworks.com

BlackHawk Works, LLC

Invoice

Date	Invoice #
07/29/2015	1436
Terms	Due Date
Net 30	08/28/2015

Bill To

Paul Trissel
North Pole Utilities
125 Snowman Lane
North Pole, AK 99705

Amount Due	Enclosed
\$7,100.00	

✂ Please detach top portion and return with your payment. ✂

Date	Activity	Amount
07/29/2015	Mulch and mow approximately 1.3 acres of brush and trees around wastewater treatment pond. All brush will be mulched in place from the inside of the pond to the fence line. All brush and limbs currently intertwined with the fence will be left in place. Any trees required to be cut down and processed in the chipper will be chipped onto the ground.	7,100.00
Total		\$7,100.00

BlackHawk Works, LLC
2240 Granite Drive
North Pole, AK 99705

blackhawkworks@yahoo.com
www.blackhawkworks.com

BlackHawk Works, LLC

Invoice

Date	Invoice No.
09/25/2014	1193
Terms	Due Date
Net 30	10/25/2014

Bill To

City of North Pole
125 Snowman Ln
North Pole, AK 997056

Amount Due	Enclosed
\$5,600.00	

Date	Activity	Amount
09/25/2014	Brush clearing along Highway Parks subdivision and Rossons Way	5,600.00
Total		\$5,600.00

BlackHawk Works, LLC
2240 Granite Drive
North Pole, AK 99705

blackhawkworks@yahoo.com
www.blackhawkworks.com

BlackHawk Works, LLC

Invoice

Date	Invoice No.
09/19/2014	1189
Terms	Due Date
Net 30	10/19/2014

Bill To

City of North Pole
125 Snowman Ln
North Pole, AK 997056

Amount Due	Enclosed
\$2,400.00	

Date	Activity	Amount
09/19/2014	8th Avenue brush clearing	2,400.00
Total		\$2,400.00

BlackHawk Works, LLC
2240 Granite Drive
North Pole, AK 99705

blackhawkworks@yahoo.com
www.blackhawkworks.com

BlackHawk Works, LLC

Invoice

Date	Invoice No.
08/19/2014	1163
Terms	Due Date
Net 30	09/18/2014

Bill To

City of North Pole
125 Snowman Ln
North Pole, AK 997056

Amount Due	Enclosed
\$700.00	

Date	Activity	Amount
08/19/2014	Mulching/8th Avenue	700.00
Total		\$700.00

BlackHawk Works, LLC
2240 Granite Drive
North Pole, AK 99705

blackhawkworks@yahoo.com
www.blackhawkworks.com

BlackHawk Works, LLC

Invoice

Date	Invoice No.
07/11/2014	1135
Terms	Due Date
Net 30	08/10/2014

Bill To

City of North Pole
125 Snowman Ln
North Pole, AK 997056

Amount Due	Enclosed
\$775.00	

Date	Activity	Amount
07/11/2014	Brush Chipping	775.00
Total		\$775.00

BlackHawk Works, LLC
2240 Granite Drive
North Pole, AK 99705

blackhawkworks@yahoo.com
www.blackhawkworks.com

BlackHawk Works, LLC

Invoice

Date	Invoice No.
07/10/2014	1134
Terms	Due Date
Net 30	08/09/2014

Bill To

City of North Pole
125 Snowman Ln
North Pole, AK 997056

Amount Due	Enclosed
\$925.00	

Date	Activity	Amount
07/10/2014	Tree Trimming	925.00
Total		\$925.00

BlackHawk Works, LLC
2240 Granite Drive
North Pole, AK 99705

blackhawkworks@yahoo.com
www.blackhawkworks.com

BlackHawk Works, LLC

Invoice

Date	Invoice No.
06/04/2014	1104
Terms	Due Date
Net 30	07/04/2014


Bill To

City of North Pole
125 Snowman Ln
North Pole, AK 997056

Amount Due	Enclosed
\$2,500.00	

Please detach top portion and return with your payment.

Date	Activity	Amount
06/03/2014	Tree and stump removal 5th & Davis, 8th & Blanket	2,500.00
Total		\$2,500.00



City of North Pole Comprehensive Strategic Plan 2016 – 2021

July 2016



Acknowledgements

City of North Pole Residents

City of North Pole Core Team

- Bryce Ward, Mayor
- Bill Butler, Director of City Services
- Buddy Lane, Fire Chief
- Kathy Weber, City Clerk
- Steve Dutra, Police Chief
- Tricia Fogarty, City Accountant
- Elizabeth Holm, City Council Member
- Elyse Dawson, City Council Member
- Kevin McCarthy, City Council Member
- Preston Smith, City Council Member
- Santa Claus, City Council Member
- Thomas McGhee, City Council Member
- Michael Welch, Former City Council Member
- Sharron Hunter, Former City Council Member
- Larnetia Skipps, Public Representative
- Nadine Winters, Economic Development Representative

Boards, Committees, Businesses and Organizations

- Ainley International Memorial Fund, LLC
- Alaska Department of Environmental Conservation
- Alaska Health Fair
- Christmas in Ice
- Eagle's Wings
- Eielson Air Force Base
- Fairbanks North Star Borough Planning Department
- Fairbanks Economic Development Corporation
- Fairbanks Water and Soil Conservation District
- Friends of the North Pole Library
- Madden Real Estate
- North Pole Chamber of Commerce
- North Pole Economic Development Corporation
- North Pole Elementary School
- North Pole Grange
- North Pole High School
- North Pole Middle School
- North Pole Parent Teacher Student Association
- North Pole Plaza Mall
- North Pole Safeway
- Santa Claus House, Inc.
- Santa's Senior Center
- Small Business Development Center
- Tammy Randolph, State Farm Insurance
- Universal Welding

This plan was produced by Agnew::Beck Consulting with support from Northern Economics, Inc. and PDC Inc. Engineers.



Table of Contents

Executive Summary	2
Core Plan : : Vision, Values, Goals and Priority Strategies	2
Annual Implementation Work Plan : : One-Year Implementation Actions and Indicators	3
Purpose : : Why Develop a Comprehensive Strategic Plan?	4
Contents : : What's in the Plan?	5
Project Area : : What defines the "North Pole community"?	5
Process : : How was the plan developed? How will the plan be amended and updated?	7
Comprehensive List of Potential Goals, Strategies and Actions	9
Economic Development	9
City Management, Public Facilities and Services	12
Land Use and Housing	14
Parks, Recreation and Transportation	16
Energy	18
Environmental Health	18
Context for the Strategic Plan	20
Community Information and Relevant Data Trends	20
Economic Development	25
City Management, Public Facilities and Services	32
Land Use and Housing	45
Parks, Recreation and Transportation	57
Energy	61
Environmental Health	63
Appendix A: Abbreviations	66
Appendix B: North Pole Area Maps	67
Appendix C: Relevant Plans and Resources	69
Appendix D: Overview of North Pole Community Survey Respondent Demographics	71
Appendix E: North Pole Land Use Plan	72
Appendix F: Summary of Health Impacts of PM_{2.5}	73
Appendix G: Preliminary Community Survey	74
Appendix H: Prioritization Survey	75

Executive Summary

Core Plan :: Vision, Values, Goals and Priority Strategies

Vision

North Pole - we are a thriving Alaska community that embraces the small town, family-centered Christmas spirit.

Values

- Spirit of Christmas
- Rural, independent character
- Quality schools
- Small-town feel
- Thriving local businesses
- Supportive, generous, friendly people
- Conveniently located
- Safety and security
- Welcoming to the military
- Living the Last Frontier

Goals

Economic Development

- GOAL A: Grow and Support Existing Businesses and Organizations and Attract New Business
- GOAL B: Promote North Pole as a Destination
- GOAL C: Expand Workforce Development Opportunities for Residents

City Management, Public Facilities and Services

- GOAL A: Provide Quality, Efficient, Affordable Services to Residents
- GOAL B: Strengthen City Revenues and Contain Spending with an Emphasis on Fiscal Sustainability
- GOAL C: Increase Community Engagement and Communications
- GOAL D: Promote Community Health, Wellness and Education

Land Use and Housing

- GOAL A: Advocate for Updates to Land Use and Zoning Designations
- GOAL B: Explore Annexation Options to Expand City Boundaries
- GOAL C: Encourage Home Construction in the City of North Pole

Parks, Recreation and Transportation

- GOAL A: Encourage New Opportunities, Activities and Facilities for Youth and Families in the Community
- GOAL B: Promote a Connected Transportation System in North Pole
- GOAL C: Improve Traffic Circulation and Safety in North Pole

Energy

- GOAL A: Expand Access to Affordable, Clean Energy Sources

Environmental Health

- GOAL A: Ensure All Residents Have Access to Clean, Safe Drinking Water
- GOAL B: Improve North Pole Air Quality
- GOAL C: Protect Natural Systems and Maintain a Healthy Environment

Priority Strategies

The following are the priority strategies the City of North Pole will focus on over the next five years. For the full list of potential strategies and actions, see the Comprehensive List of Potential Goals, Strategies and Actions, starting on page 9.

- Strengthen and cultivate the community's relationship with Eielson Air Force Base (EAFB).
- Attract new businesses that will generate revenue for the City and meet the needs of residents and visitors.
- Expand and strengthen career technical education and other workforce and career readiness opportunities at North Pole Middle School and High Schools.
- Continue to improve the City's financial processes and structures.
- Increase communications between the City and its residents.
- Increase resident participation in the governance of the City of North Pole.
- Support the Interior Gas Utility's efforts to bring natural gas to the community.
- Work with the Fairbanks North Star Borough (FNSB), the Alaska Department of Environmental Conservation (DEC) and area homeowners to mitigate the impacts of sulfolane contamination.

Objectives

- Increase in the number of new and occupied housing units; increase in median household value.
- Increase in the population of the City of North Pole.
- Increase in the number of businesses that meet resident needs (e.g., retail, medical).
- Increase in city council participation at community events.
- Increase in private sector investment in the community (measured through property tax values and sales tax revenue).
- Increase in civic engagement (number of residents who run for city council, number of regional seats filled by residents).
- Increase in engagement metrics on the City of North Pole Facebook page.
- Decrease in vacant commercial properties in the "commercial core" area.

Annual Implementation Work Plan :: One-Year Implementation Actions and Indicators

The process for implementing this plan will include developing an annual work plan of "priority actions" that support priority strategies identified in the plan. This annual work plan will take into account existing and anticipated resources and will provide direction to city leadership, staff and their partners. Equally important, the annual work plan will give North Pole residents, businesses and partners a detailed picture of what

progress is being made on the plan. The update will include a summary of actions taken, and progress made toward plan-identified goals and objectives. Additionally, the city will implement a process for gauging community satisfaction with plan progress. Residents of the Greater North Pole Area should be regularly encouraged to share comments, questions and concerns on plan contents and implementation, and more importantly, to get involved in plan implementation.

The following table outlines the proposed format for the annual work plan. This table will be filled out as a part of plan implementation.

SAMPLE			
Goal: What broad or long-term change do we want to make?			
Objective: What measureable change do we hope to achieve over the next year?			
Priority Strategy	Actions <i>(specific step)</i>	Lead <i>(who)</i>	Timeline <i>(when)</i>
1.	a. b.		
2.	a. b.		
3.	a. b.		
Indicators <i>(what specific measures or data can help us track progress):</i>			

Purpose :: Why Develop a Comprehensive Strategic Plan?

This Comprehensive Strategic Plan gives North Pole residents, businesses, neighbors and partners an opportunity to identify a shared course for the future, with goals and strategies to move forward. The plan provides a framework to guide future decisions on land use, economic development, city policies and other key community development topics. The plan and planning process also serve as a way to engage North Pole residents in the directions and decision-making of the community, and as an educational tool for sharing information on the city's services and addressing concerns and misconceptions. The City Council and city department heads can refer to this plan to ensure actions and decisions align with community needs and desires.

While the City of North Pole initiated various community planning efforts in the past, including a thematic visioning effort in 2005 to 2007, the community does not have an approved community plan. In summer 2015, the City of North Pole hired Agnew::Beck Consulting to develop a Comprehensive Strategic Plan. Agnew::Beck, along with partners PDC Engineers and Northern Economics, have worked closely with the City Council, the mayor and city department heads to create a community-driven plan that will guide development, funding and planning efforts in the city over the next five years. This plan seeks to build on and enhance existing regional plans including the FNSB Regional Comprehensive Plan and the North Pole Land Use Plan. It provides specific direction and guidance for the City of North Pole residents, representatives and city staff.

Contents :: What's in the plan?

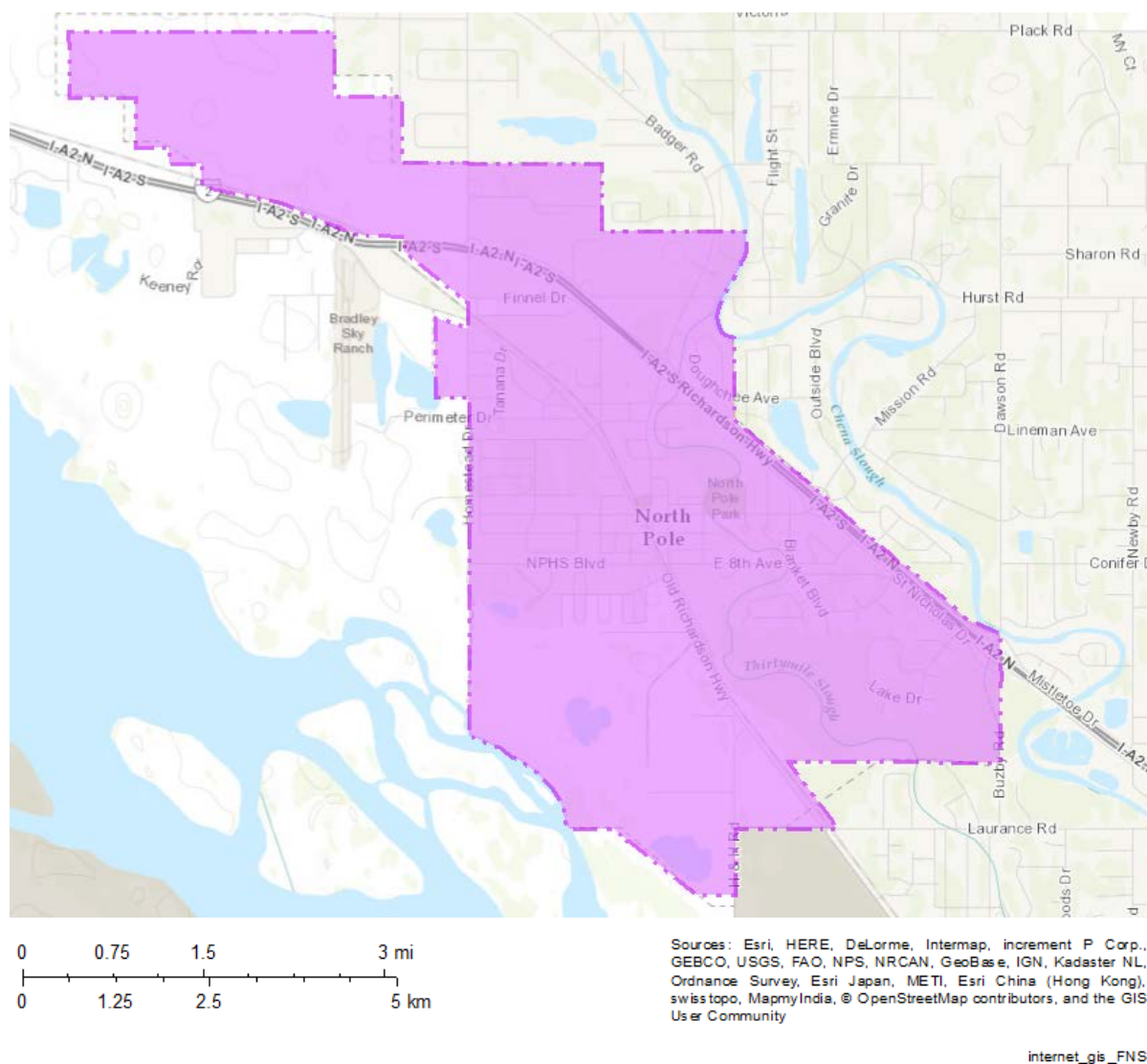
The plan includes the following sections:

- **Executive Summary** – Includes an overview of the plan purpose, contents, defined project area, how the plan was developed and how the plan will be amended and updated. It also includes the **Core Plan** and an outline for the **Annual Implementation Work Plan**. Together, these two pieces are the key components of the strategic plan – the community **vision, values and goals, priority objectives and strategies for the next five years, and annual action items and measures for assessing plan progress**, all organized by topic.
- **Comprehensive List of Potential Goals, Strategies and Actions** – Provides a complete list of potential strategic plan goals, strategies and potential action items.
- **Context for the Strategic Plan** – Includes key data (snapshot of today, trends, and projections), community survey results and other background information, including current and projected plans that have and will continue to inform the strategic planning and decision making process.
- **Appendices** – Provides a list of acronyms, maps and other supplementary materials, including a copy of the two community/stakeholder-wide surveys that were launched as a part of this strategic planning process, and the 2010 North Pole Land Use Plan.

Project Area :: What defines the “North Pole community”?

The City of North Pole has approximately 2,200 residents and covers 4.2 square miles (see Figure 1). There is a growing number of people living outside the formal city limits of North Pole, many of whom travel through the area, attend North Pole schools and visit the stores and services within city boundaries. In addition, many North Pole businesses are owned by people who do not live within the city limits.

Figure 1: Boundaries for the City of North Pole



For the purposes of the strategic planning process, the project team conducted outreach and talked with residents living within with the 99705 zip code, an area often referred to as the “Greater North Pole Area.” The Greater North Pole Area is the area that many people living outside of city boundaries associate with “North Pole” (as opposed to just the area within city boundaries). According to the North Pole Economic Development Corporation’s 2014 Radius Study, the 99705 zip code includes approximately 22,245 people, or close to one quarter of the population in the Fairbanks North Star Borough. While the focus of this plan is on activities and land within city boundaries, residents and business owners from outside the North Pole city limits contributed helpful and important feedback during this process. For maps of the greater North Pole area and of the 99705 zip code, see Appendix B.

Process :: How was the plan developed? How will the plan be amended and updated?

Plan Development

Many people contributed to this plan. Working in partnership with the mayor and city staff, the project team conducted the following activities to collect information and develop plan content:

- Conducted a training with the Core Team, which included all city department heads and the North Pole City Council. The training provided practical advice about successful community planning in the context of small Alaska towns and helped prepare community leaders for the upcoming planning process, including a review of Core Team roles and responsibilities. At the meeting, participants discussed and refined the North Pole strategic comprehensive planning approach, process and timeline.
- Compiled background secondary data on the community and region from various local, state and federal data sources.
- Reviewed past and existing community, Borough, regional and other relevant plans and reports.
- Offered a community survey to engage the community in the planning process and to gather feedback from residents. A total of 311 people responded to the survey, including 86 city residents. Postcards advertising the survey were distributed at community events and hard copies were available around town. The survey was also announced via social media, email, radio interviews and ads, and on the City's web page.
- Had a presence at a variety of public events, including Patriot's Christmas, North Pole Safeway (on Election Day), table at the October North Pole Grange art show and a booth at the North Pole Health Fair. At each of these locations, the project team used the time to share project information, collect feedback, encourage people to respond to the survey and collect names in order to send out email updates.
- Conducted 40 interviews with stakeholders, business owners and community leaders, as well as follow-up meetings to review and collect feedback on the draft.
- Held meetings with North Pole school principals and the North Pole High School Parent Teacher Student Association.
- Developed an email distribution list for sharing regular project updates with interested community and partner stakeholders.
- Conducted a review of 25 relevant community and regional planning documents, listed in Appendix C.
- Conducted four meetings with the Core Team to review preliminary results and to identify next steps in developing the draft plan.
- Conducted a survey to assess support for draft vision and values and proposed priority strategies. Ninety-two people responded to the survey.
- Incorporated edits from the survey, public comments and input from the Fairbanks Metropolitan Area Transportation System (FMATS) and the Fairbanks North Star Borough Planning Department.

"This survey is an absolutely good idea. It has made me feel like I'm part of my community instead of a 'victim' of it. Thank you for putting this together!!"

-community survey
respondent

Plan Amendments and Updates

Outlined below are the steps for amending and/or updating the Comprehensive Strategic Plan:

- A minor change is a change that does not modify or add to the plan's basic intent, and that serves only to clarify the plan, make it consistent, facilitate its implementation, or make technical corrections. Such changes can be recommended by the administration or public, and approved by the North Pole City Council.
- An amendment permanently changes the plan by adding to or modifying the basic intent. Such changes can be recommended by the administration or public and approved by the City Council.
- A more detailed update of the North Pole Comprehensive Strategic Plan should be conducted every five years, starting with a thorough review by the City Council and key city staff to determine which goals, objectives and strategies have been accomplished and which may need to be revised, added or deleted. Residents and other key stakeholders should also be engaged during the update process.

Comprehensive List of Potential Goals, Strategies and Actions

*Note: priority strategies are bolded in blue and indicated with a blue asterisk = *. The City will focus on the priority strategies over the next five years.*

Economic Development

GOAL A: Grow and Support Existing Businesses and Organizations and Attract New Business

1. ***Priority Strategy:** Strengthen and cultivate the community's relationship with Eielson Air Force Base (EAFB).
 - a. Action: Work with the FNSB to produce a regional retail market analysis to address potential market expansions, particularly those associated with growth on nearby military bases.
 - b. Action: Coordinate with EAFB administration to understand the needs of incoming troops and their families and identify ways the city can help meet housing, education and recreational needs.
 - c. Action: Consider hiring a FNSB or city-level military liaison, to improve communications between bases and communities.
2. ***Priority Strategy:** Attract new businesses that will generate revenue for the City and meet the needs of residents and visitors.
 - a. Action: Offer property tax incentives for new businesses.
 - b. Action: Offer reduced costs for building permits for new businesses.
 - c. Action: Offer small business loans.
 - d. Action: Provide water and sewer rate discounts for new businesses.
 - e. Action: Provide better support to current and potential business owners.
 - f. Action: Involve and invite business owners into city decision-making, even if they do not live in city limits.
 - g. Action: Encourage policymakers and business owners to become familiar with the Fairbanks – North Pole Program Study, and support implementation of the study's recommendations.
3. Strategy: Initiate improvements to the downtown commercial core area.¹
 - a. Action: Work with the public and FNSB to revise land use policies in North Pole's commercial core area to better align with the area's current uses and needs. (See *Land Use and Housing* section).
 - b. Action: Partner with property owners to reduce vacancies and entice new businesses by renovating existing spaces and offering incentives for upgrades.



EAFB brochure, produced by the Fairbanks Economic Development Corporation

¹ While North Pole has a Central Business District (CBD) zoning overlay, the current CBD boundaries do not align with existing commercial development patterns. As a result, this plan uses the term “commercial core” to describe the centrally-developed area in North Pole, which includes the North Pole Plaza, Santa Claus Lane and other central parts of the city with a higher density of commercial properties.

4. Strategy: Increase positive coverage of the community through marketing, outreach and education to local and regional news outlets.
 - a. Action: For crime reporting, encourage local media outlets to better understand and define the city's geographic boundaries, and to report incidents as either "within the City of North Pole" or "within the greater North Pole area, outside of city boundaries."
 - b. Action: Work with the Fairbanks Daily News-Miner and other media outlets to cover and promote positive stories and events in North Pole.
 - c. Action: Utilize the City website to promote local events and provide local information.
5. Strategy: Encourage residents to shop locally.
 - a. Action: Re-structuring the sales tax, such as exempting essentials like food from the tax and/or increasing the transaction cap.
 - b. Action: Create a seasonal farmer's market or indoor market for residents to sell local food and artisanal crafts.
6. Strategy: Support the efforts of local economic development organizations such as the North Pole Economic Development Corporation (NPEDC) and the North Pole Chamber of Commerce.
 - a. Action: Improve communications between NPEDC, the North Pole Chamber of Commerce and the North Pole City Council to ensure the organizations are working collaboratively and are supporting one another.
 - b. Action: Work more closely with the Fairbanks Economic Development Corporation (FEDC) on regional marketing.
 - c. Action: Encourage local businesses to become members of Fairbanks First, a local advisory committee organized by FEDC that advocates for thinking and buying local.
 - d. Action: Create an Economic Development position to support "99705" marketing and economic development.
 - e. Action: Encourage North Pole residents to get involved in and take advantage of the Fairbanks Economic Development Corporation's Knowledge Industry Network and other entrepreneurship resources.
7. Strategy: Explore and encourage new development and business in the community, both within the downtown core area and in outlying areas such as along the Richardson Highway and in the Hurst/Badger Road area.
 - a. Action: Support efforts to bring natural gas to North Pole, especially in the core area, to lower commercial energy costs. (See *Energy* section).
8. Strategy: Encourage the production and purchase of locally produced goods (including forest products and biomass) and locally grown foods.

GOAL B: Promote North Pole as a Destination

1. Strategy: Work in partnership with new and existing business to expand and market the community's Christmas theme through planned initiatives with voluntary business participation.
 - a. Action: Create guidelines with optional recommended thematic design strategies for businesses interested in embracing the Christmas theme.
 - b. Action: Identify a dedicated area with businesses who are interested in creating a setting where the Christmas theme is encouraged and emphasized. The City of North Pole could facilitate the effort,

with land and business owners leading the process. This could include a theme overlay district in the commercial core area.

- c. Action: Encourage businesses to create Christmas-themed storefronts through incentives, to possibly include a loan program or property tax breaks.
 - d. Action: Encourage new businesses, especially franchise businesses, to follow thematic design recommendations.
 - e. Action: Host a subdivision decorating competition around the Christmas holiday, with neighborhoods competing for the most homes decorated per capita.
2. Strategy: Support the efforts of economic development and tourism partners who offer seasonal events related to the Christmas theme.
 - a. Action: Support the activities of Christmas in Ice, including supporting efforts for the non-profit to acquire their own land in order to build permanent structures that could be re-purposed for community events in the off-season.
 - b. Action: Broaden the North Pole Christmas theme to include ice carvings and the northern lights.
 3. Strategy: Maintain regular communications with NPEDC, the North Pole Chamber of Commerce and Explore Fairbanks to collaborate on efforts to promote the FNSB generally, and North Pole specifically, as a destination.
 - a. Action: Continue to maintain an attractive commercial core area through beautification efforts such as multi-season City-owned displays in the roundabouts.
 4. Strategy: Improve the visibility and accessibility of the North Pole Visitor Center.
 - a. Action: Relocate the visitor center to a more central location.
 - b. Action: Improve road signage to help visitors locate the visitor center.
 - c. Action: Construct LED signs with information on upcoming community events and activities.
 5. Strategy: Promote historic preservation to identify, protect and increase awareness of historic sites and resources in the North Pole area.



The festively decorated interior of a local fast food restaurant

GOAL C: Expand Workforce Development Opportunities for Residents

1. ***Priority Strategy:** Expand and strengthen career technical education and other workforce and career readiness opportunities at North Pole Middle School and High Schools.
 - a. Action: Encourage school partnerships with the City, FNSB, Eielson Air Force Base and local businesses.
 - b. Action: Partner with the school administration and the North Pole Parent-Teacher-Student Association (PTSA) to advocate for increased support for workforce development and career readiness programs.

- c. Action: Strengthen communications with the schools by creating a school report as a standing agenda item at City Council meetings.
- 2. Strategy: Work with partners such as the University of Alaska Fairbanks to expand workforce development opportunities in the community.
 - a. Action: Create a job resource center.
 - b. Action: Encourage businesses and organizations to offer internships and apprenticeship opportunities.
 - c. Action: Connect interested residents with the Small Business Development Center in Fairbanks, which offers entrepreneurial trainings and support for residents interested in starting a business.

City Management, Public Facilities and Services

GOAL A: Provide Quality, Efficient, Affordable Services to Residents

- 1. Strategy: Revise the city structure to create a more efficient and effective city government.
 - a. Action: If approved by a vote of city residents, create a nonpolitical city manager position to help with administration and communications, with the mayor moving into a smaller role overseeing the City Council.
- 2. Strategy: Research annexation options to expand community services like water and sewer, and to increase the tax base and number of voting citizens in the community. See *Land Use and Housing* section for additional details.
- 3. Strategy: Expand water and sewer to subdivisions within city limits that do not currently receive services.
- 4. Strategy: Support ongoing improvements to city facilities and infrastructure on an as-needed basis.
 - a. Action: Move forward with planned improvements to police department facilities.

GOAL B: Strengthen City Revenues and Contain Spending with an Emphasis on Fiscal Sustainability

- 1. ***Priority Strategy:** Continue to improve the City's financial processes and structures.
 - a. Action: Support ongoing financial training for city staff.
 - b. Action: Maximize the use of budgeting tools.
 - c. Action: Implement the recommendations from city audits.
 - d. Action: When developing budgets, prepare for declines in the availability of state and federal funding.
- 2. Strategy: Revise the city tax structure.
 - a. Action: Evaluate modifications to the sales tax, such as lifting/increasing the tax cap and adding a groceries and/or gas station exemption.



Inside the North Pole City Hall

3. Strategy: Encourage responsible economic development throughout the Borough to increase revenue and strengthen the local economy, as an alternative to raising taxation to cover the cost of city services.
 - a. See the *Economic Development* section for related strategies and actions.

GOAL C: Increase Community Engagement and Communications

1. ***Priority Strategy:** Increase communications between the City and its residents.
 - a. Action: Support the efforts and recommendations of the new Events Committee.
 - b. Action: Continue to send out the city newsletter on a regular basis.
 - c. Action: Post regular updates to the community calendar with local events and activities.
 - d. Action: Use the city's new Facebook and Twitter pages to disseminate information and engage with citizens, in accordance with the new social media policy.
 - e. Action: Continue to explore new tools and methods for engaging residents in city governance and decision-making.
 - f. Action: Encourage increased City Council engagement in the community, including attendance at local events.
 - g. Action: Improve outreach about existing facilities and recreation options.
 - h. Action: Purchase an electronic community announcement sign.
 - i. Action: Pass a city ordinance to encourage attendance at community events as an expectation of the duties of elected officials in the City of North Pole.
2. ***Priority Strategy:** Increase resident participation in governance of the City of North Pole.
 - a. Action: Encourage residents to get involved in committees and to run for City Council.
 - b. Action: Offer a "citizenship course" with information on what the city does, how the budget works and how to get involved.
 - c. Action: Identify major barriers and concerns to participation.
 - d. Action: Improve outreach and distribution of meeting information and representation opportunities.
 - e. Action: Encourage a North Pole resident to fill the designated community seat on the FNSB Planning Commission and other regional boards and commissions.
3. Strategy: Educate residents on service levels, benefits, costs and governance structures in the area.
 - a. Action: Provide comparative information regarding mill rates, taxes, road service areas and costs, including the differences between the Fairbanks North Star Borough and the City of North Pole.
 - b. Action: Provide easily-accessible information to residents about land use and zoning processes.
4. Strategy: Focus on friendly and positive messaging when interacting with residents and businesses.
 - a. See the *Economic Development* section for related strategies and actions.



Beaver Springs Slough Trail

GOAL D: Promote Community Health, Wellness and Education

1. Strategy: Partner with health organizations, the City of Fairbanks police and the State Troopers to explore options for reducing drug use and crime in the region.
 - a. Action: Explore options for addressing drug use such as a crime prevention campaign, a drug task force and increased police department focus on drug dealing and drug use.
2. Strategy: Advocate for North Pole schools and support school leadership in addressing topics such as staffing needs, workforce development opportunities and parental involvement, especially in light of declining state funding.
 - a. Action: Support the efforts of the North Pole PTSA to increase community and parental involvement in the schools.
 - b. Action: Maintain ongoing communications with school administrators in order to understand current school priorities, opportunities and challenges.
3. Strategy: Promote efforts to address air and water quality issues in the community.
 - a. See the *Environmental Health* section for related strategies and actions.

Land Use and Housing

GOAL A: Advocate for Updates to Land Use and Zoning Designations

1. Strategy: Work with the FNSB, property owners and local residents to identify and implement re-zoning changes to Title 18 in order to encourage development and ensure zoning aligns with current use.

The following are potential re-zoning changes and updates. The Mayor of North Pole, with City Council, landowner and resident support, may sponsor ordinances for the FNSB Assembly to implement re-zoning changes. Changes should be initiated by property owners when relevant, and all changes should include public outreach and involvement.²

- a. Action: With City Council support, the mayor of North Pole should co-sponsor ordinances for the FNSB Planning Commission to update the boundaries of the Central Business District (CBD) Overlay to more appropriately match existing commercial development patterns.
- b. Action: Re-zone certain undeveloped two-family residential areas to multi-family residential areas in central city locations to increase residential densities, including the area between 1st and 4th Avenues along Homestead Drive.
- c. Action: Re-zone St. Nick and Santa Claus Lanes to Central Business District to align with existing use.
- d. Action: Re-zone the four parcels currently zoned as Central Business District off the Old Richardson to align with existing use.
- e. Action: Establish an off-highway vehicle land use area to be located southwest of the Tanana River Levee/200-foot railroad re-alignment corridor, to extend north to 9-mile. (from *North Pole Land Use Plan*)

² The FNSB is working on a pilot project near the airport that involves mass re-zoning, with waived re-zoning fees. This approach could potentially be applied to North Pole to update outdated zoning boundaries.

- f. Action: Conduct, at a minimum, an annual meeting with the FNSB Planning Department and the North Pole City Council to discuss current concerns, community needs and any challenges or desired changes to current land uses in the City.
- 2. Strategy: Work with interested developers to better understand their plans and needs. Partner with the FNSB to identify and address potential barriers and issues regarding land use and zoning.
- 3. Strategy: Work with the FNSB to enforce zoning requirements regarding junk yards and property upkeep.
 - a. Action: Increase public education of zoning allowances, restrictions and enforcement procedures related to junk yards.
- 4. Strategy: Continue working with the FNSB and EAFB to ensure land use around Eielson is appropriate to both the community needs and the adjacent activities on the base, such as airport noise sensitive areas (zoning overlay adopted in December 2015), height overlays (currently being developed) and other locations where certain types of development may be incompatible with current and planned activities on the base.
 - a. Action: Participate in and support the ongoing efforts of the Joint Land Use Study implementation.

GOAL B: Explore Annexations Options to Expand City Boundaries

- 1. Strategy: Work with the FNSB Planning department and local area residents to further explore the annexation of areas affected by sulfolane contamination.
 - a. Action: Continue to hold conversations with the Alaska Department of Environmental Conservation, FNSB and land owners regarding annexation of sulfolane-affected properties.
 - b. Action: If annexation moves forward, consider current and future land use needs of the annexed area and identify opportunities to improve the land use designations of the annexed area to better align with community needs.
- 2. Strategy: Work with the U.S. Bureau of Land Management and Army Corps of Engineers to move forward with preliminary annexation plans of the Chena Lakes Recreation Area.
- 3. Strategy: Explore long-term annexation of the floodplain/Moose Creek Dam area.
- 4. Strategy: Use existing process to provide opportunities for property owner initiated annexation into the City of North Pole.



Chena Lakes Recreation Area

GOAL C: Encourage Home Construction in the City of North Pole

- 1. Strategy: Determine ways to streamline the building code and permitting process.
- 2. Strategy: Support local efforts to construct additional senior housing and assisted living homes to meet increasing demands.
- 3. Strategy: Working with landowners, identify possibilities and barriers to growth in the commercial core area.
 - a. Action: Within large subdivisions, add a density requirement for community set-asides such as park or trail access.

4. Strategy: Working with private and public partners, increase and diversify the North Pole housing stock to meet the needs of the expanding population of Eielson Air Force Base.
 - a. Action: Maintain regular communications with Eielson Air Force Base to understand current and future housing needs and requirements of military and civilian personnel, and how to meet those needs.
5. Strategy: Work with housing developers to encourage new home construction in North Pole by sharing information, supporting development efforts and assisting with conversations with the FNSB to address land use or improper zoning.
 - a. Action: Identify and publicize current city statutes and codes that offer incentives for development or development of commercial and residential areas.

Parks, Recreation and Transportation

GOAL A: Encourage New Opportunities, Activities and Facilities for Youth and Families in the Community

1. Strategy: Expand recreation opportunities for youth and families.
 - a. Action: Improve education and outreach about the availability of existing facilities and outdoor recreation options such as trails and parks in order to increase utilization.
 - b. Action: Identify ways to improve access to and use of existing community facilities for recreation such as school gyms, the library, the senior center and local churches.
 - c. Action: Encourage businesses that offer activities for youth. In particular, survey respondents and interviewees are interested in entertainment options such as a movie theater or bowling alley.
 - d. Action: Engage with the FNSB Parks and Recreation department to increase recreation access and programs for North Pole residents.
 - e. Action: Investigate funding options for redevelopment of an existing structure or construction of a new community center that includes resident and visitor recreation and tourism programming and information.
 - f. Action: Establish public recreational sites and trails along the Beaver Springs Creek corridor with the cooperation of the affected land owners in the form of a land use agreement. (from *North Pole Land Use Plan*)
 - g. Action: Work with landowners and developers to establish designated recreation areas, including access to recreation from residential areas.



The North Pole Library

GOAL B: Promote a Connected Transportation System in North Pole

1. Strategy: Improve and increase transportation access to North Pole to increase opportunities for commerce and development.
 - a. Action: Nominate projects through the Statewide Transportation Improvement Program (STIP) as priority projects that support regional connectivity.

- b. Action: Develop a connection to Chena Hot Springs. One possible connection would be a loop with Circle Hot Springs Road and the Northern Steese Highway. (from *FNSB Comprehensive Plan*)
 - c. Action: Construct a road from Two Rivers to North Pole. (from *FNSB Comprehensive Plan*)
 - d. Action: Richardson Highway Alternate Route: Design and construct improvements to parallel routes on the north and south sides of the Richardson Highway through North Pole, between Peridot Street and Laurance Road. (from *FMATS Long Range Transportation Plan*)
 - e. Action: Dennis Road Extension: Reconstruct to handle increasing travel demands, improve safety and reduce maintenance costs. Extend Dennis Road from Badger Road to Seawolf Drive to provide public access to an existing residential area. The project should include pedestrian facilities from Badger Road to the north side of Chena River. (from *FMATS Long Range Transportation Plan*)
 - f. Action: Identify methods to improve snowmachine and ATV access to recreation areas.
2. Strategy: Partner with the Alaska Railroad (AKRR) on transportation improvements in the North Pole area.
 - a. Action: Continue to work with the AKRR to develop an appropriate realignment route for the Alaska Railroad along the Tanana levee that meets the needs of the community, local landowners, AKRR, the FNSB and EAFB, per the North Pole Road/Rail Crossing Reduction project.
 - b. Action: Reduce the number of at-grade crossings. Support efforts for an overpass at Mile 12, as proposed in the ADOTPF 2016-2019 Statewide Transportation Improvement Program.
 - c. Action: Identify ways to improve property access along the railroad corridor.
 - d. Action: Advocate for a railroad depot station in North Pole as a part of the realignment of the rail line to the levy. A proposed location is identified in the North Pole Land Use Plan.
 - e. Action: Support efforts to investigate the costs and benefits of extending rail service to the plant. (also listed under *Energy*)
 3. Strategy: Support the strategies, implementation actions and regular updating of various regional transportation documents.
 - a. Action: Participate in regional transportation planning efforts and advocate for North Pole priority projects.
 - b. Action: Support implementation of the *FMATS Roadmap to 2040*.
 - c. Action: Support implementation of the 2006 FNSB Comprehensive Recreation Trails Plan.
 - d. Action: Support implementation of the Transportation and Infrastructure chapter of the FNSB Regional Comprehensive Plan.
 - e. Encourage the FNSB to update the Comprehensive Road Plan and ensure North Pole participation in the effort.

GOAL C: Improve Traffic Circulation and Safety in North Pole

1. Strategy: Improve wayfinding in North Pole.
 - a. Action: Conduct the City Wayfinding Signage Project to increase signage around town, especially from the Richardson Highway to the visitor center, Santa Claus House and to other key locations in town. Work with ADOTPF to install an official welcome sign along the highway.
2. Strategy: Increase bike and pedestrian safety in high-use areas already identified in previous transportation planning efforts.

- b. Action: Support implementation of the Safe Routes to School plans that have been developed for North Pole schools by FMATS.
- c. Action: Support implementation of the FMAT's 2012 Non-Motorized Transportation Plan.
- d. Action: Provide safe, useable road crossings for all existing and proposed pedestrian, bicycle, and trail facilities in North Pole. (from *North Pole Land Use Plan*)



School buses in North Pole

- 3. Strategy: Adopt and implement a Complete Streets Policy.
- 4. Strategy: Investigate the potential to use road bonds in conjunction with other project development to fund critical road upgrades in the city limits.

Energy

GOAL A: Expand Access to Affordable, Clean Energy Sources

- 1. ***Priority Strategy:** Support the Interior Gas Utility's (IGU) efforts to bring natural gas to the community.
 - a. Action: Work with IGU to help identify viable conversion options for homes.
- 2. Strategy: Support the development of a regional and/or statewide energy plan.
- 3. Strategy: Support Petro Star's efforts to build an asphalt plant.
 - a. Action: Support efforts to investigate the costs and benefits of extending rail service to the plant. (also listed under *Parks, Recreation and Transportation*)
- 4. Strategy: Encourage energy utilities to improve electrical system resiliency and affordability through efficiency upgrades and system expansion.

For topics related to air quality and wood burning, see *Environmental Health*.

Environmental Health

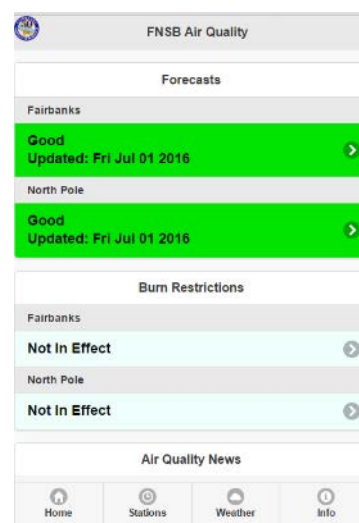
GOAL A: Ensure All Residents Have Access to Clean, Safe Drinking Water

- 1. ***Priority Strategy:** Work with the Fairbanks North Star Borough, the Alaska Department of Environmental Conservation and area homeowners to mitigate the impacts of sulfolane contamination.
- 2. Strategy: If capital funding becomes available, connect all properties in the city boundaries to the municipal water supply.
- 3. Strategy: Annex sulfolane-affected properties adjacent to North Pole city boundaries, or work with a private contractor to extend city water services to households, if water system expansion funding is paid for by an external party.
- 4. Strategy: Continue to offer public education on the impacts of sulfolane, the status of current efforts to address the plume and best practices for homes and businesses.
 - a. Action: Continue to offer education during the building permitting process about construction and excavation in sulfolane-affected areas.

- b. Action: Use the well permitting process to limit new wells within the sulfolane plume and as a mechanism for education.
5. Strategy: Support efforts to study and mitigate the perfluorooctane sulfonate (PFOS) and perfluorooctanoic acid (PFOA) groundwater contamination in the Moose Creek area.

GOAL B: Improve North Pole Air Quality

1. Strategy: Support the Alaska Department of Environmental Conservation (DEC) efforts to improve air quality through education, regulation, efficiency and accurate monitoring.
 - a. Action: Encourage the FNSB, the DEC and the U.S. Environmental Protection Agency (EPA) to place additional air quality monitors in other locations in and around North Pole to increase the reliability of data.
 - b. Action: Provide input and participate in decisions with the FNSB, DEC and EPA related to air quality activities, especially those with impacts to North Pole.
 - c. Action: Install 25 vehicle plug-ins at the North Pole Library.
 - d. Action: Consider enforceable measures for home heating systems in the City of North Pole. Whenever possible, minimize impacts on low income households and those with only solid fuel source home heating systems (such as wood burning stoves).
 - e. Action: Prohibit new construction of outdoor hydronic heaters.
 - f. Action: Prohibit the construction of only solid fuel source homes.
 - g. Action: Adopt measures to meet EPA-compliant standards for new wood/pellet-fired boilers.



Screenshot from the FNSB air quality monitoring app

GOAL C: Protect Natural Systems and Maintain a Healthy Environment

1. Strategy: Implement on-going water quality monitoring for rivers and sloughs.
2. Strategy: Conduct climate change adaptation planning that accounts for long-term climate projections in the region (hotter, drier summers with increased fire risk, warmer and wetter in the spring and fall).
3. Strategy: Encourage energy retrofits to reduce energy consumption throughout the community, and retrofit existing city buildings.
4. Strategy: Work with partners to support implementation of the FNSB Multi-Jurisdictional Multi-Hazard Mitigation Plan, which addresses the following five natural hazards: flood, wildfire, severe weather, seismic events and volcanic ash.
5. Strategy: Participate in the Stormwater Advisory Group.
6. Strategy: Adopt and implement a Green Streets Policy.

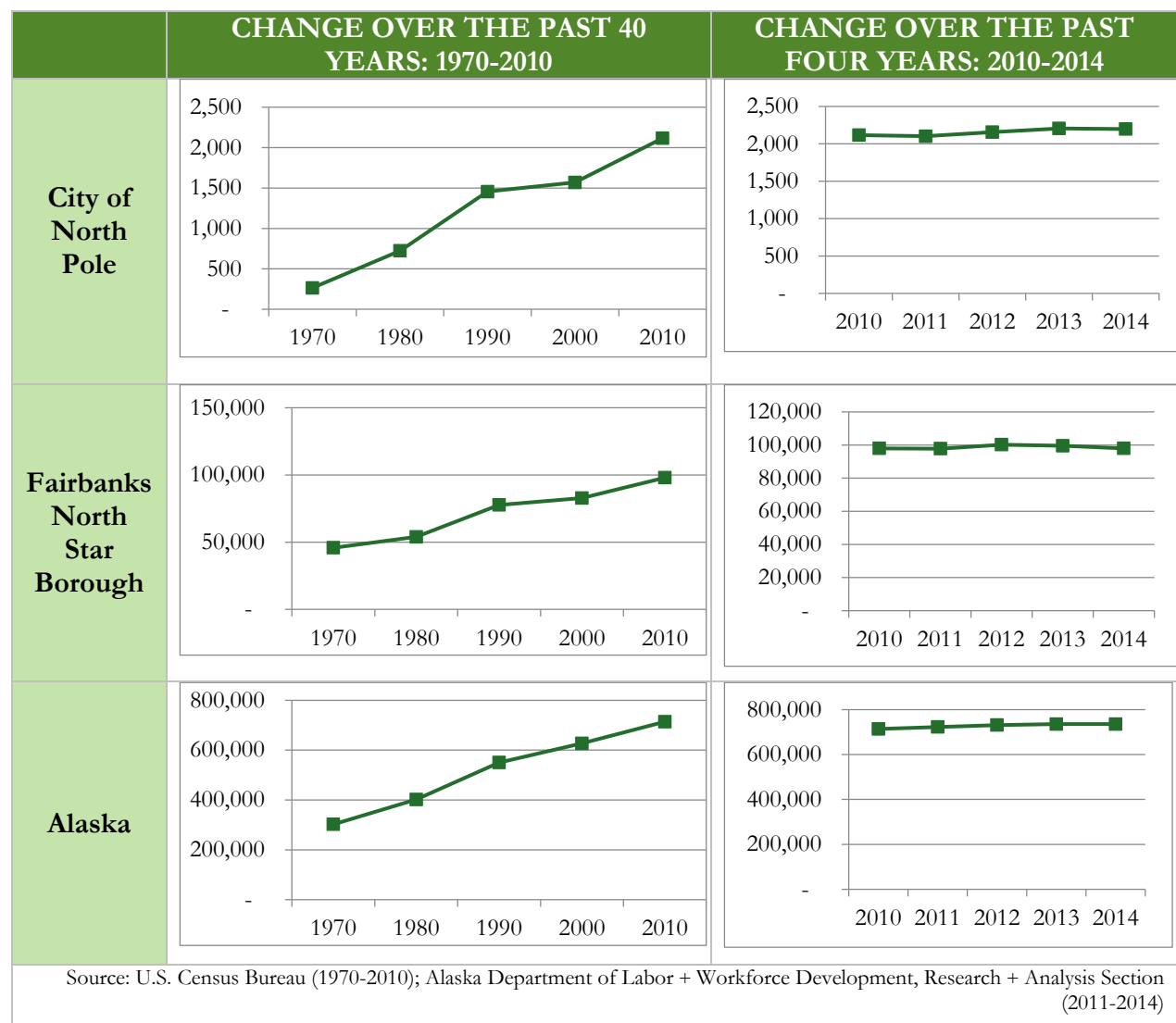
Context for the Strategic Plan

Community Information and Relevant Data Trends

Population

In 2014, the City of North Pole had an estimated population of 2,198 (Alaska Department of Labor and Workforce Development, Research and Analysis Section). Figure 2 shows the population change for the City of North Pole, the Fairbanks North Star Borough (FNSB) and Alaska between 1970 to 2010 and 2010 to 2014. The population of the City of North Pole has steadily been increasing from when the city was established in 1953, and experienced rapid growth between 2000 and 2010. Over the past 50 years, Alaska and the FNSB both experienced growth as well. In the past five years, population growth has levelled off for all three geographies.

Figure 2: Population Change, 1970-2014



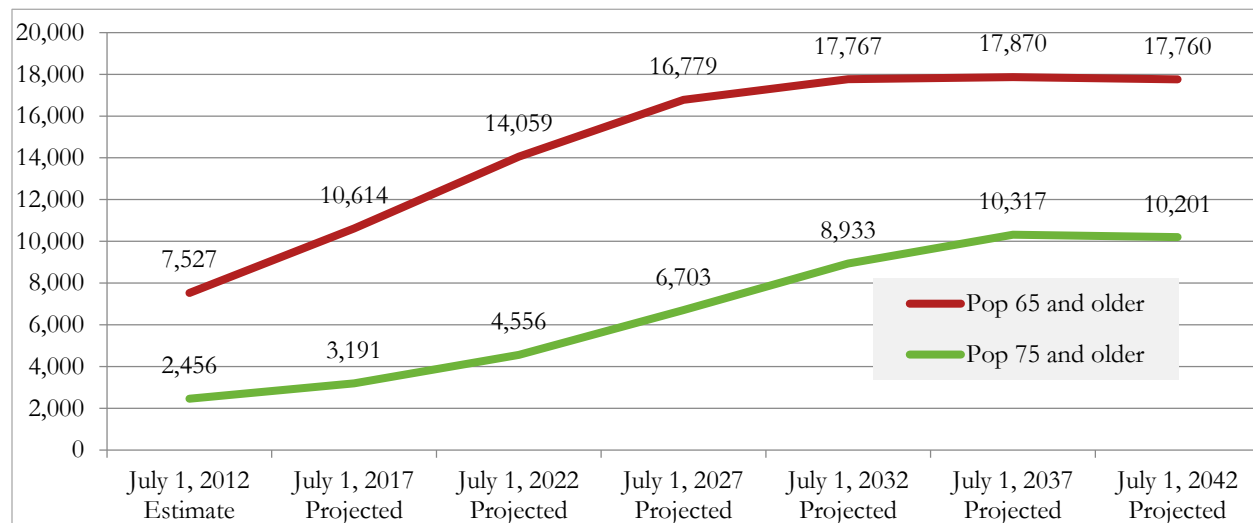
The FNSB prepares population projection information to support FNSB travel demand models. In 2014, the FNSB estimated the North Pole population will increase to 3,240 by 2040, up from 2,149 in 2013 (Figure 3). The Alaska Department of Labor and Workforce Development also publishes population projections for regions around the state. As seen in Figure 4, the FNSB is forecast to see a dramatic increase in its senior population. In 2012, the estimated 65 and older population was 7,527; that number is expected to more than double to 17,767 by 2032. The 75 and older population is expected to see an even more dramatic increase, from an estimated 2,456 in 2012 to 10,317 in 2037, or a four-fold increase.

Figure 3: Projections for the City of North Pole, 2040

	2013 data	Projections for 2040
Population	2149	3240
Housing Units	840	1250
Employment	1290	1718

Source: FNSB traffic demand model data as shared by FNSB Planning Department Staff, December 2015

Figure 4: Senior Population Projections for the Fairbanks North Star Borough, 2012-2042



Source: Alaska Department of Labor + Workforce Development, Research + Analysis Section

Migration

The Alaska Department of Labor and Workforce Development provides Alaska Permanent Fund Dividend (PFD) data which shows how the population of a community is changing, and whether people are moving to and from the surrounding region or to other regions of the state. It does not include new PFD applicants, such as newborns and residents who are new to the state. The 2000 to 2014 migration information for the City of North Pole is shown below in Figure 5. Numbers in green indicate a net gain of new residents; numbers in red indicate a net loss. Between 2000 and 2014 the City of North Pole experienced a net gain of 252 residents due to migration within Alaska. The data also indicates there is a high rate of migration between North Pole and the surrounding region, with a large number of residents moving into and out of North Pole annually from other parts of FNSB.

Figure 5: Migration Into/Out of North Pole, 2000-2014

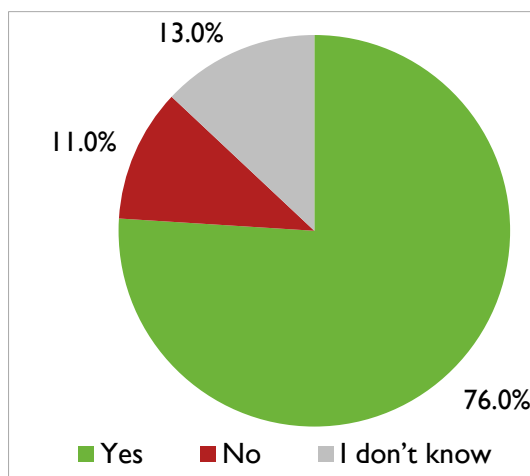
<div> <div>(slight increase)</div> <div>Green indicates a net gain of new residents</div> <div>(large increase)</div> </div>					
<div> <div>(slight decrease)</div> <div>Red indicates a net loss of new residents</div> <div>(large decrease)</div> </div>					
City of North Pole	<u>Stayed in same place</u>	<u>Moved within the Fairbanks North Star Borough (net change)</u>	<u>Moved from outside the FNSB, but within Interior Alaska (net change)</u>	<u>Moved to another region of Alaska (net change)</u>	<u>Total Annual Migration</u>
2000-2001	1,090	-52	3	-10	-59
2001-2002	1,082	13	0	-9	4
2002-2003	1,051	34	10	7	51
2003-2004	1,116	-43	-4	13	-34
2004-2005	1,100	19	5	27	51
2005-2006	1,113	39	4	6	49
2006-2007	1,155	103	1	-2	102
2007-2008	1,275	24	1	-19	6
2008-2009	1,351	41	2	-1	42
2009-2010	1,427	-29	8	15	-6
2010-2011	1,370	-37	0	-31	-68
2011-2012	1,383	70	1	3	74
2012-2013	1,429	33	9	-7	35
2013-2014	1,421	-1	-5	11	5
Total change, 2000-2014:		214	35	3	252
Source: Alaska Department of Labor and Workforce Development, Research and Analysis Section, based on PFD data.					

The State of Alaska also tracks migration to and from different census areas and boroughs in the state (also shown in Figure 5). Over the past five years, the FNSB has seen a net loss of 1,307 residents to the Municipality of Anchorage, and net gains from more rural parts of the state including the Yukon-Koyukuk Census Area (net gain of 292 people), the Southeast Fairbanks Census Area (net gain of 190 people) and the Northwest Arctic Borough (net gain of 109 people).

Over the past ten years, North Pole has experienced a high level of annual population migration and turnover into and out of the city. However, more than three out of four community survey respondents said they see themselves living in the North Pole area in five years, indicating there is still a large segment of the population who plans to stay in the area for a sustained period of time (see Figure 6).

Figure 6: Survey responses to the question:

"Do you see yourself living in the North Pole area in five years?"

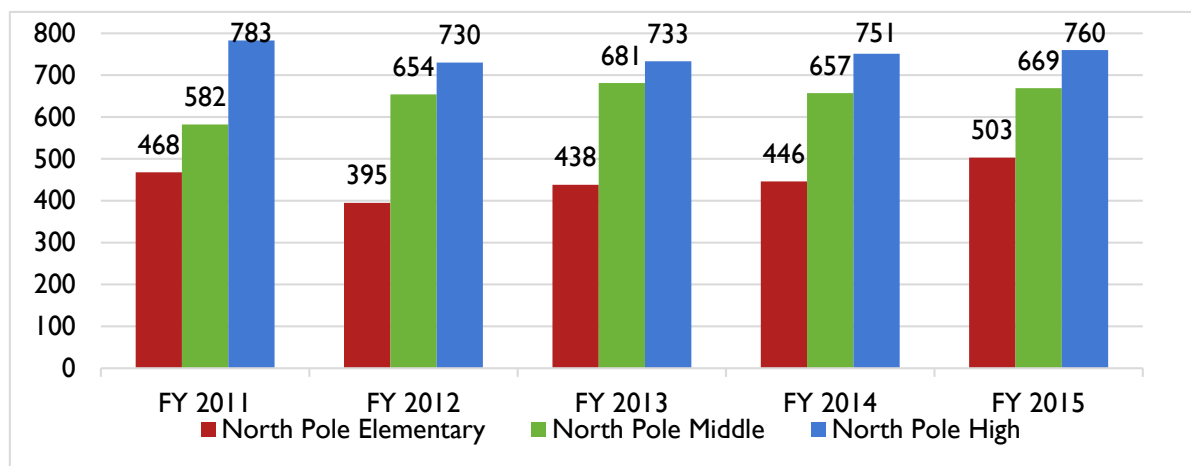


School Enrollment

Overall school enrollment in North Pole has stayed consistent over the past five years (see Figure 7). The elementary school saw a large increase from 395 students to 503 students between 2012 and 2015, while middle and high school enrollment has seen small fluctuations year to year but remains consistent. According to North Pole principals, the high school is currently at about 80 percent capacity, the middle school is only 15 students short of its 680 student capacity and the elementary school is over capacity by 20 students. North Pole Elementary is a Title I school, which means the school has a higher percentage of children from low-income families and is therefore eligible for additional federal funding. The designation applies to schools where over 40 percent of students are eligible for free or reduced-price lunch. For more information on Title I schools in Alaska, visit the following U.S. Department of Education web page:

www2.ed.gov/programs/titleiparta/index.html.

Figure 7: North Pole School Enrollment, FY 2011 – FY 2015



Source: Alaska Department of Education + Early Development

Economy

Between 2008 and 2012, the City of North Pole had a per capita income of \$31,705 and a median household income of \$66,250 (United States Census Bureau, American Community Survey). These numbers are similar to the FNSB and the state numbers, all of which are higher than the U.S. income figures. For a breakdown of income by region, see Figure 8.

Figure 8: 2012 Per Capita and Median Household Income

Income (in 2012 dollars)	North Pole City, AK	Fairbanks North Star Borough, AK	Alaska	U.S.
Per Capita Income	\$31,705	\$32,143	\$32,651	\$28,155
Median Household Income	\$66,250	\$69,223	\$70,760	\$53,046

Source: American Community Survey 5-Year Estimates (United States Census Bureau)

As depicted in Figure 9, the income category in the City of North Pole with the highest number of households is \$100,000 to \$149,999, with 23 percent of households falling into this range. The second highest is \$50,000-\$74,999 with 20 percent of households. A combined thirteen percent of households fall below the \$25,000 household income line and a combined 9.4 percent of households make \$150,000 or more per year.

Figure 9: Household Income Distribution for the City of North Pole, 2012



Source: American Community Survey 5-Year Estimates (United States Census Bureau)

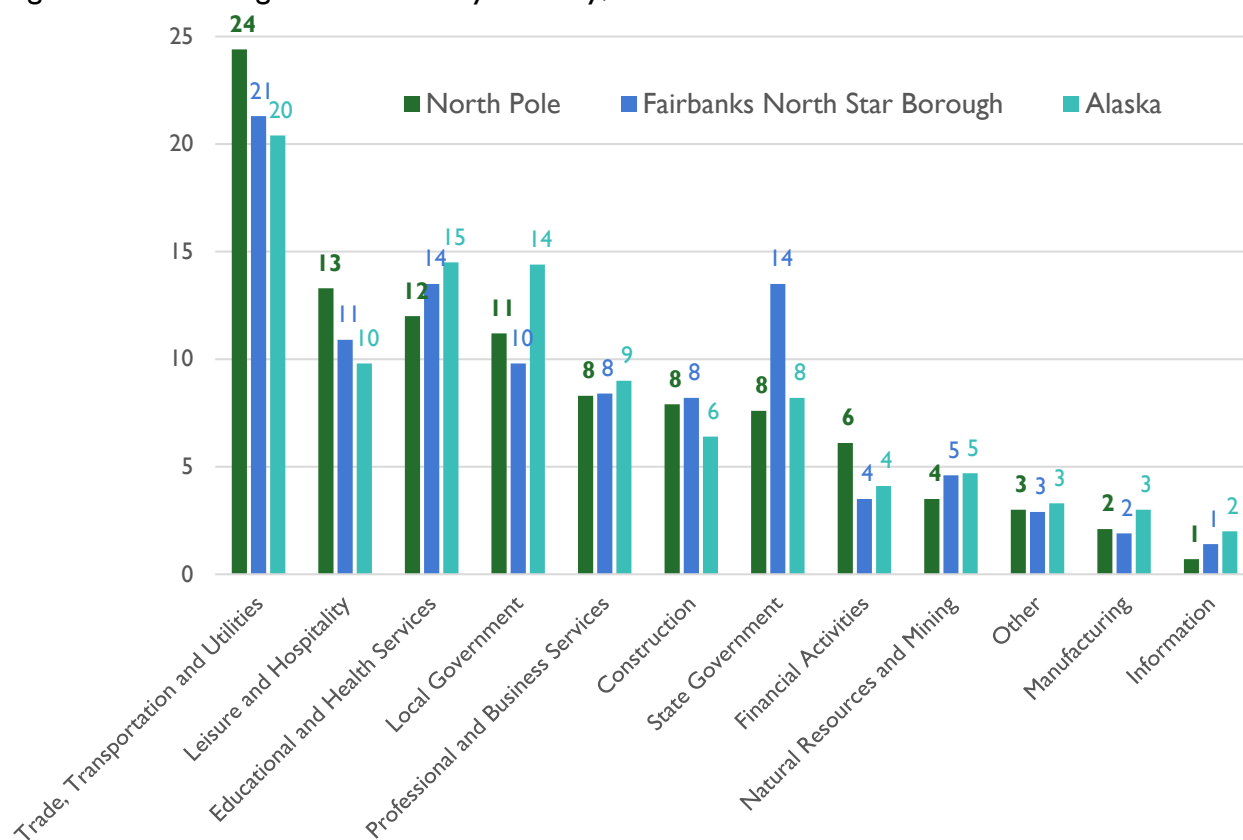
According to the 2008-2012 American Community Survey, approximately 187 individuals are living below the poverty line, or approximately 8.5 percent of North Pole's 2,208 residents in 2012. That number is similar to the FNSB, with 8.4 percent of people living below the poverty level. These numbers are comparatively more positive than statewide and country averages, which are 9.9 percent and 15.4 percent, respectively. The same source also reveals that North Pole families with the highest poverty rates are single-female householders with children under 18 – about one-third of these families are below the poverty line.

Economic Development

Employment and Industry Trends

The City of North Pole has a small but relatively thriving economy. North Pole businesses and schools serve many residents in the surrounding 99705 area. The biggest industries are “Trade, Transportation and Utilities” with almost one quarter of total North Pole workers, followed by “Leisure and Hospitality” and “Education and Health Services” (Figure 10). North Pole also benefits from its close proximity to Eielson Air Force Base (EAFB), as detailed later in this section. Major employers include the Petro Star Refinery, Fairbanks North Star Borough School District, Safeway, Wells Fargo Bank, Mt. McKinley Bank, Alaska USA Credit Union, United States Postal Service, Santa Claus House, and the City of North Pole.

Figure 10: Percentage of Workers by Industry, 2013



Source: Alaska Department of Labor + Workforce Development, Research + Analysis Section. Last updated on Aug. 26, 2014.

Of the total population 16 and over, 58 percent are employed, slightly lower than the Fairbanks North Star Borough (FNSB) and the statewide average of 61 percent. 68 percent of those employed are employed all four quarters of the year. Between 2010 and 2014, the percentage of residents employed increased three percent and total combined resident wages increased 18 percent, not accounting for inflation. Eighty-two percent of residents employed are in the private sector. The private sector saw a slight increase in employment between 2010 and 2014, while state and local government sectors saw a decrease. Between 2010 and 2014, unemployment insurance claimants decreased 27 percent, from 139 to 102. For a full overview of employment, see Figure 11.

Figure 11: City of North Pole Workforce Characteristics

	2010	2013	2014	change, 2010-2014
Residents age 16 and over	1,410	1,420	1,381	-2%
Residents employed	800	807	806	1%
residents employed (%)	57%	57%	58%	-
Residents employed, FNSB (%)	60%	61%	61%	-
Residents employed, statewide (%)	61%	61%	61%	-
Total wages (not adjusted for inflation)	\$26,966,297	\$29,630,084	\$31,710,939	18%
Sector employed in...				
Private	648	656	661	2%
Local government	86	90	84	-2%
State government	66	61	61	-8%
Peak quarterly employment	715	720	707	-1%
employed all 4 quarters (%)	68%	70%	68%	-
Employed all 4 quarters, FNSB (%)	70%	71%	72%	-
Employed all 4 quarters, statewide (%)	70%	71%	72%	-
New hires	287	277	292	2%
Unemployment insurance claimants	139	127	102	-27%

Source: Alaska Department of Labor + Workforce Development, Research + Analysis Section. Last updated on August 26, 2014.

The top occupations in North Pole are retail salespersons, cashiers and teacher's assistants. For a list of all occupations in the city with ten or more workers, see Figure 12.

Figure 12: 2013 Top Occupations (10 or more workers) in the City of North Pole, 2013		
	# of workers	Change from 2010
Retail Salespersons	38	+6
Cashiers	27	0
Teacher Assistants	27	+6
Combined Food Preparation and Serving Workers, Including Fast Food	23	0
Janitors and Cleaners, Except Maids and Housekeeping Cleaners	21	-5
Office and Administrative Support Workers, All Other	16	+7
Construction Laborers	14	-2
Supervisors of Food Preparation and Serving Workers (<i>new category</i>)	12	-
Registered Nurses	11	+3
General and Operations Managers	11	-1
Bookkeeping, Accounting, and Auditing Clerks	11	+2
Sales Representatives, Wholesale and Manufacturing, Except Technical and Scientific Products	10	-2
Secretaries and Admin. Assistants, Except Legal, Medical, and Executive	10	0
Food Preparation and Serving Related Workers, All Other	10	-3
Automotive Service Technicians and Mechanics	10	-1

Source: Alaska Department of Labor + Workforce Development, Research + Analysis Section. Last updated on Aug. 30, 2013.

Supporting Businesses in North Pole

The City of North Pole has a small commercial center, with a mall and grocery store in the center of town and a number of franchise operations nearby. According to the project interviews, many business owners feel excluded from city processes, even though city decisions impact them. This is especially true for business owners who do not live in the North Pole city limits. Overall, residents and business owners would like to see increased engagement and more positive messaging from both the City Council and city staff toward current and prospective business. North Pole is also home to a refinery owned by Petro Star, a subsidiary of Arctic Slope Regional Corporation. Petro Star is also currently constructing an asphalt plant and related expansions; details are somewhat limited as Petro Star declined to participate in this planning process. A larger refinery in North Pole owned by Flint Hills Resources closed in 2014.

North Pole is home to a family physician, a prescription laboratory, a pharmacy, a chiropractic clinic, an

“Get North Pole residents in the habit of coming to North Pole rather than going to Fairbanks. That is the catalyst to future development.”

- community survey respondent

optometrist, a physical therapy office and four dentists; for other services, residents must travel to Fairbanks. The city has a growing senior population and has seen a resulting increase in the availability of senior services, with comparatively higher satisfaction with senior services. In the survey and interviews, residents expressed an interest in increased access to medical care in North Pole.

Figure 13 includes a list of the most frequently-occurring responses to the question, “What are the top three barriers and/or threats to economic development in the North Pole area?” Responses related to taxes were the most frequent response with 52 people citing taxes as one of the barriers, followed by energy (42 responses), cost of living/utilities (36 responses) and a lack of amenities such as activities, entertainment, shopping and support services (32 responses). The sales tax in particular was cited as a challenge in the survey and interviews. While the sales tax is an important source of city revenue, the tax poses a challenge to retailers and other businesses. Residents and visitors may choose not to shop in North Pole because of the tax, opting to shop in Fairbanks, where there is no sales tax.

“Sales tax is discouraging people from shopping.”

“I support the sales tax. But until there is a Borough-wide tax I think it may be holding North Pole back.”

- interview and survey quotes

In the surveys and interviews, respondents expressed a desire for a variety of new businesses and services in North Pole, including the following:

- Health care services including primary care, orthodontists, optometrists, behavioral health professionals and an urgent care clinic.
- Small retail stores, as well as a larger store such as Fred Meyer or Target.
- Real estate and residential development.
- More restaurants, especially sit-down restaurants.
- A coffee shop or bakery with quick, affordable, healthy options.
- Auto parts store, tool rentals.
- UPS store.
- Marijuana business, with associated regulations.

“There is nowhere to buy underwear in North Pole.”

-interview quote

- Landscape architects.
- Legal/attorney services.
- Welding, electricians and other trade skills.
- A cold weather testing facility. The Fairbanks North Star Borough has been identified as an ideal location for this type of facility.
- Recreation facilities and activities.

Figure 13: Survey Responses to the question, “What are the top three barriers and/or threats to economic development in the North Pole area?”

Below are the most commonly occurring themes, based on number of responses:

- Taxes: (52 responses)
- Energy costs: (42 responses)
- Cost of living, cost of utilities: (36 responses)
- Lack of amenities such as activities, entertainment, shopping and support services: (32 responses)
- Small population, transient population: (27 responses)
- City governance, regulations and spending habits: (25 responses)
- Distance from Fairbanks and competition with Fairbanks: (18 responses)
- Limited availability of affordable land: (18 responses)
- Dependence on military bases: (14 responses)
- Contaminated groundwater: (14 responses)
- Lack of positive marketing and communications: (12 responses)
- Restricted traffic flow and connectivity: (10 responses)
- Current businesses that are unsupportive of new development: (10 responses)
- Crime rates: (9 responses)
- High rental costs: (9 responses)
- Air quality health impacts and regulation challenges: (8 responses)
- Restrictive building codes: (8 responses)

Education: North Pole Schools

North Pole is home to an elementary, middle and high school. Enrollment information can be found earlier in this chapter. The North Pole Parent-Teacher-Student Association (PTSA) re-formed in 2014 and is working to increase the community and parents in the schools. North Pole churches are also very supportive of the community's schools. They provide volunteering, food to supplement the food program, school supplies and encourage parental involvement.

Feedback from North Pole High School Students

In the fall of 2015, the project team held a strategic planning meeting with approximately 25 members of the combined North Pole High School Key Club, National Honor Society, Ignition Mentors and Student Council. Outlined below are student responses to the project team's four core questions regarding high school experience and future plans.

What would improve your high school experience? What would better prepare you for after you graduate?

- Better, more passionate teachers.
- More career-based learning options in technical and medical fields.
- More student-staff interaction.
- Classes to explore career interests.
- More elective classes such as foreign languages.
- More Advanced Placement (AP) classes.
- After school preparations classes.
- Better support for sports/activities (e.g., school recognition by the community, alumni, and teachers).
- Flex schedule options.
- Not having to sacrifice some classes to take other classes.
- College students/teachers to mentor and prepare us for college, including selecting a degree.
- Updated equipment for activities and classes.
- Drug/alcohol abuse education.
- Locker rooms open on weekends for students that may need it.
- Goal oriented classes.
- Travel opportunities.
- Alternative physical education classes (e.g. dance, yoga).

What are your plans for after you graduate?

- College
- Start a family
- Get a job
- Internal happiness
- Internship/residency
- International ambassador/negotiator/join Peace Corps

What would keep you or bring you back to North Pole?

- Family and friends
- Job opportunities
- Consumer options (do not want to always go to Fairbanks)
- Entertainment
- More affordable
- Infrastructure upgrades
- Nature
- Starting a family
- Retirement
- Assist with sports program
- Better schools
- Opportunities for kids/youth
- Interesting places (ice skating park/community recreation area)
- More dining options/variety
- Small community

Graduating Seniors: Survey Results

The Fairbanks North Star Borough School District conducts an annual survey of graduating seniors to learn about their high school experience and future plans. Results are shared in a report and can be viewed by school. For the Class of 2014, 90 of the 150 graduating seniors took the survey, for a response rate of 60 percent. For the full report, visit the FNSBSD website. Here we have summarized some of the data most relevant to North Pole:

- Fifty-one percent of North Pole class of 2014 seniors who responded to the survey plan to attend a four-year college/university after graduation, similar to the district average of 50 percent, followed by 20 percent who hope to get a full time job (14 percent for the district).
- Seventy-one percent of responding seniors had already been accepted into a college, apprenticeship program, university or other post-secondary education program, higher than the district's average of 61 percent.
- The most popular career clusters for North Pole seniors were Health Science (23 percent), Science, Technology, Engineering and/or Mathematics (20 percent), Business, Management and/or Administration (19 percent) and Law, Public Safety, Corrections, and/or Security (13 percent), with 22 percent responding "Other."
- Fifty percent of North Pole seniors say they are very likely or likely to leave Alaska to pursue educational opportunities, compared with 60 percent for the district overall.
- Sixty-two percent of North Pole seniors said they completed a Career Technical Education course during their high school career, compared with 50 percent for the district.

Local Economic Development Organizations

There are a number of groups working to strengthen the local economy. The North Pole Economic Development Corporation (NPEDC) works to attract, retain and support businesses and organizations in North Pole. NPEDC is working with regional partners to complete a Business Retention and Expansion Study to better understand the needs of local businesses and offer recommendations on improving the

"Businesses locate for market reasons. North Pole is a bedroom community. The city needs to improve itself as a preferred place to live. With a market, businesses will open here and existing businesses will remain."

-community survey respondent

business climate. The North Pole Chamber of Commerce works to enhance economic opportunities and promote North Pole as a destination for both visitors and potential residents. The Chamber oversees the North Pole Visitor Center cabin and works with Fairbanks groups on marketing initiatives for Interior Alaska. The State of Alaska's Small Business Development Center has an office in Fairbanks and offers services to residents in the North Pole area, including entrepreneurship training and technical assistance for business start-ups. The Fairbanks North Star Borough is in the process of becoming an Economic Development District (EDD) under the U.S. Economic Development Administration, which will allow

the FNSB to advocate for and support local economic growth within the Borough.

Eielson Air Force Base (EAFB)

North Pole benefits from its close proximity to Eielson Air Force Base. As of December 2014, over 5,000 military, civilian and contractor personnel and dependents are working and/or living on EAFB.³ According to an information

brochure created by the Fairbanks Economic Development Corporation (FEDC), ten percent of all revenue in the FNSB (\$1.5 billion dollars) is generated by Eielson.⁴ The base occupies 63,195 acres, and is home to the 2nd longest runway in North America. EAFB is largely independent, with housing, K-12 education, a medical center, chapel, commissary, base exchange, various commercial-services businesses and year-round physical fitness and recreational facilities. People stationed at EAFB travel into North Pole, and 368 military households live off base.

In April 2016, the United States Air Force announced the final decision to bring 54 F-35 fighter jets to Eielson, including additional military and civilian personnel and expansion of new facilities. According to the Environmental Impact Statement (EIS), if the action is approved the first aircraft would be delivered in 2019 and would be fully operational by 2021. This change would add an estimated 1,563 military and civilian personnel to EAFB. According to the executive summary of the EIS, the F-35s would bring economic benefits to the Fairbanks North Star Borough and are unlikely to introduce significant changes to air quality, noise levels, wildlife, livestock or recreation. While EAFB provides significant economic benefits to North Pole, the community's dependence on the base as an economic driver leaves the community vulnerable to long-term changes or reductions in base activities.

“There is a lot of talk about Eielson getting the F-35 aircraft. If this happens, it will bring quite a few people to our area. I hope the city is looking at future plans on how to deal with the growth in our community.”

-community survey respondent

Christmas Theme

Since its founding, the City of North Pole has maintained a festive holiday theme, “Where the spirit of Christmas lives year round.” The theme is reflected in street names, decorations such as Christmas trees and candy striped light posts and has been embraced by some local businesses and organizations. There are also a number of annual community events, including Winterfest, Christmas in Ice carving festival and the Patriots Christmas over Fourth of July weekend. Not all North Pole businesses choose to celebrate the theme, and the city does not have any guidelines or formal recommendations regarding theme development. Some businesses have concerns about unfunded decoration and theme requirements.

“It is appropriate to use the Christmas theme for tourism, but it should not be the guiding philosophy of the City. Don’t carry it too far.”

“When everything is said and done, we need to have an advantage more than just Christmas.”

-community survey respondents

“The nostalgia, the fact that it's Christmas here all year round, the feel of the community, and that I can drive 20-30 minutes and be in the wilderness. I also like the small size.”

- community survey respondent's answer to the question, “What makes you want to stay in North Pole?”

³ U.S. Air Force. “F-35A Operational Beddown – Pacific Draft Environmental Impact Statement.” August 2015.

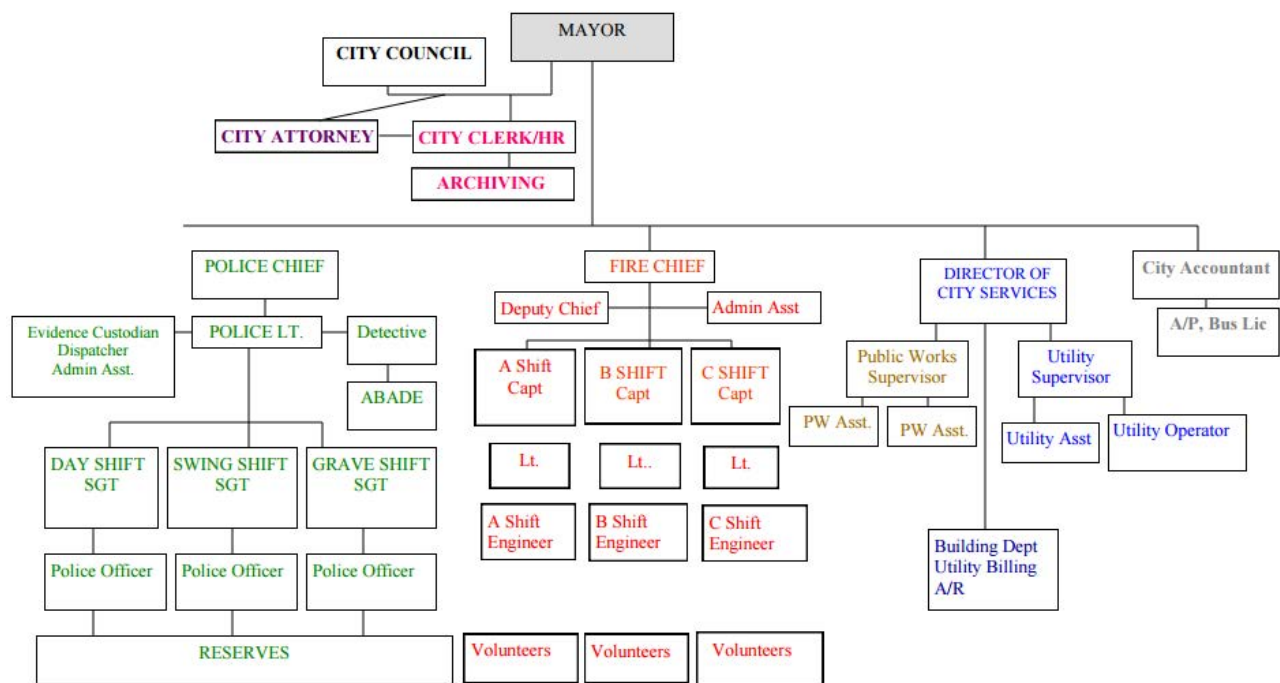
⁴ Fairbanks Economic Development Corporation. “Eielson Air Force Base and its Impact on Interior Alaska.” 2010.

City Management, Public Facilities and Services

City Structure

The City of North Pole is a part of the Fairbanks North Star Borough (FNSB). The city is governed by a strong mayor and six council members. The City Council meets the first and third Monday of each month. The city provides police protection with 14 full time employees, fire protection with 14 full time employees and 25 volunteers, water and sewer service with three full time employees and public works with two full time and two seasonal employees. In addition the city employs a City Accountant, City Clerk/HR Manager, Director of City Services, Utility Billing/AR Clerk and AP/receptionist. Figure 14 shows the staffing layout of the city.

Figure 14: City of North Pole Organizational Chart



City Services

The city offers police and fire services, water and sewer and has a public works department that oversees water and sewer utilities, permitting and building, maintenance and other operations. In the initial community survey, over 70 percent of respondents selected either satisfied or very satisfied when asked about satisfaction in both the Law Enforcement and Fire/Emergency categories, the highest satisfaction levels out of all the categories (see Figure 15). The North Pole area has an Insurance Service Office (ISO) rating of 3. An ISO score indicates the level of fire risk, response capabilities and protection in a community. The scores are assigned on a scale of 1-10, with one being the best score possible. ISO scores can impact homeowner and business insurance rates. The North

“We are home to one of the best fire and rescue departments in the state.”

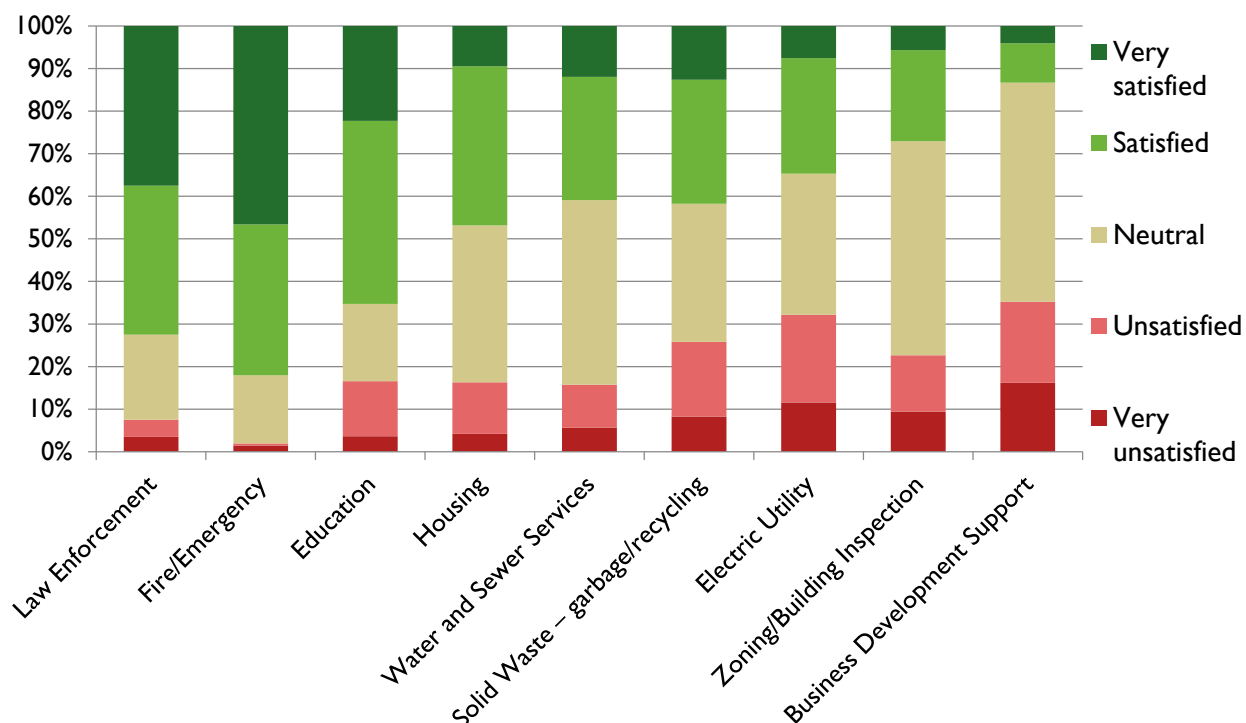
-community survey respondent

Pole Police Department also provides seasonal coverage to the Chena Lakes Area through a contract with the Army Corps of Engineers, and the Fire Department provides additional EMS services in neighboring areas through a contract with the FNSB.

Figure 15: Survey responses* to the question:

"How satisfied are you with the availability of the following programs and services?"

Service and Facility Categories (*excludes respondents who replied "not applicable")

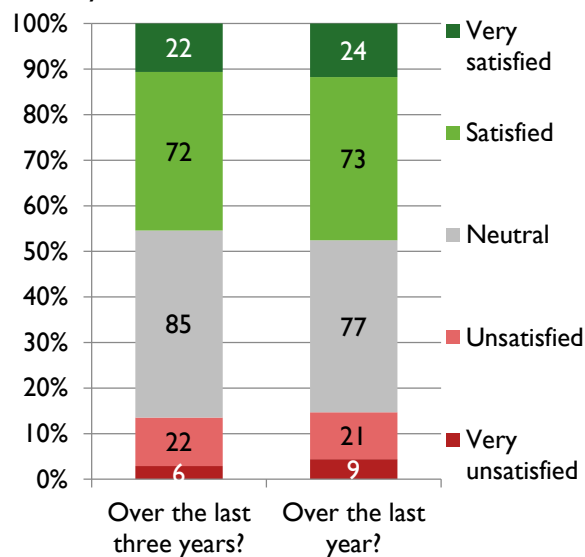


“The City Public Works Department can't be beat. They run a tight ship on limited funds with minimal employees. Our bike paths and roundabouts have never looked better. Our Mayor is accessible and has introduced opportunities for residents to make their concerns known.”

-community survey respondent

When survey respondents were asked about their level of satisfaction with the performance of the City of North Pole, over 45 percent were satisfied or very satisfied, compared with less than 15 percent of survey respondents who said they were unsatisfied or very unsatisfied (see Figure 16). The response rate with the most selections (approximately 40 percent), “neutral,” is harder to analyze. It may indicate those participants do not have an opinion about the City’s performance, do not know enough about the City’s performance, or there is an opportunity for the city to do better. Over the past few years, the city has made many internal improvements, such as a new website and improved record-keeping and filing, including a public records search on the city website. The city has also been improving its budgeting process and procedures. Residents in the survey and interviews did express concern about the lack of community engagement at the Council level and would like to see increased participation in community events, as well as improved outreach and relations between the city, businesses and residents.

Figure 16: Survey responses to the question: “How satisfied are you with the performance of the City of North Pole?”



"We need better advertisements of local businesses or business opportunities. Often, I hear about business promotions or community events well after the fact. It doesn't ever seem clear cut as to what the facts are or where to get correct info."

-community survey respondent

North Pole Crime Rates

During the interview and survey process, some residents voiced concerns about a perceived high rate of crime in North Pole. However, data sources indicate North Pole crime rates are similar to or less than the City of Fairbanks. The FNSB collects crime data from different policing units in the Borough and sends it out in their *Community Research Quarterly* publication. Figure 17 shows average crime over a five year period, from 2009 to 2013. The City of North Pole shows similar rates when compared with Fairbanks, with a slightly smaller overall crime rate in North Pole at 6.2 percent of crimes per capita compared with seven percent in Fairbanks. The Fairbanks number excludes Fairbanks airport and University of Alaska Fairbanks (UAF) campus police, meaning the Fairbanks numbers may be slightly underestimated. Figure 18 shows annual crime occurrences in North Pole between 2009 and 2013. The two categories with the largest number of incidents are larceny and assault.

"North Pole is an excellent community. It is a great place to raise your kids, with low crime and a rural feel. North Pole offers great services for a small community. North Pole has a lot to offer such as the library, schools, police and emergency services."

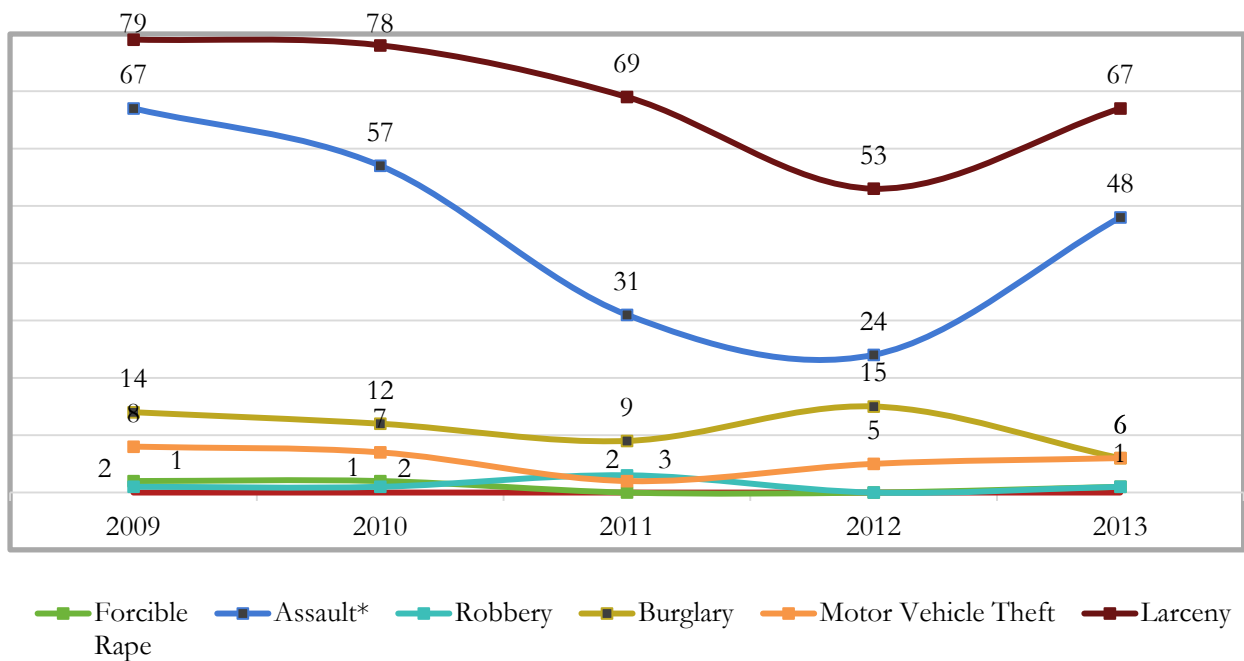
-community survey respondent

Figure 17: Average Annual Crime Rates Per Capita, 2009-2013

	Criminal Homicide	Forcible Rape	Assault *	Robbery	Burglary	Motor Vehicle Theft	Larceny	Total Crimes
City of North Pole	0.0%	0.0%	2.1%	0.1%	0.5%	0.3%	3.2%	6.2%
City of Fairbanks (<i>excludes airport + UAF police statistics</i>)	0.0%	0.1%	2.6%	0.1%	0.5%	0.3%	3.4%	7.0%

*includes simple and aggravated assault
Source: FNSB Community Research Quarterly, Summer 2015, as reported by local police departments

Figure 18: Crime Occurrences in North Pole, 2009-2013



Source: FNSB Community Research Quarterly, Summer 2015, as reported by local police departments

City Budget

Each year the mayor, working closely with the city accountant and city department heads, presents the City Council with a proposed annual operating budget for the coming fiscal year. The City Council reviews the budget at council meetings and a series of work sessions. The City Council is responsible for adopting the budget, sometimes with modifications. Like other communities throughout Alaska, North Pole faces declining State funding given an uncertain fiscal outlook for the State.

Figure 19 shows a pie graph with the breakdown of operating expenses for the City of North Pole's 2016 Budget. It includes the water and sewer utility funds (shaded red) as well as other categories of the general fund (shaded blue).

The two largest departments by expenditures are fire (29 percent of total operating expenditures) and police (28 percent of total operating expenditures). Expenditures data excludes depreciation, transfers and Public Employee Retirement System (PERS) relief.

Many residents do not understand the tax structure and associated services at the city and FNSB. This was reflected in the community survey – 43 percent of respondents said they do not know anything about the budget, and 27 percent said they know a little bit about the budget (Figure 20).

Figure 19: City of North Pole 2016 Budget Operating Expenses

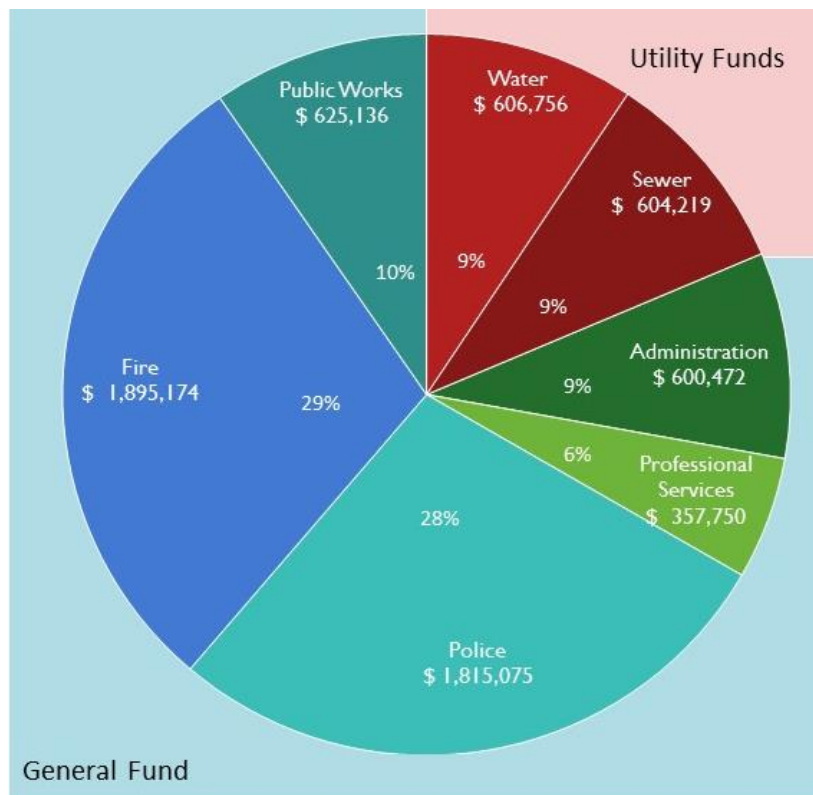
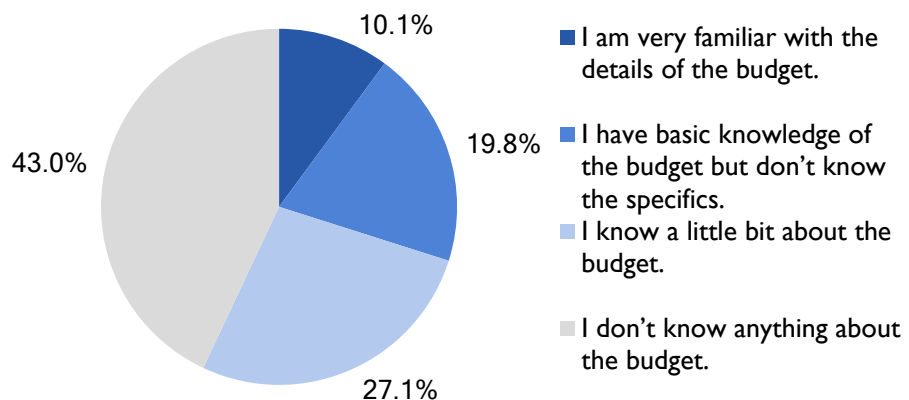


Figure 20: Survey responses to the question:

“How familiar are you with the City of North Pole’s budget (revenues and expenses)?”



Tax Rates and Revenues

The City of North Pole collects taxes to support its operations. Figure 21 depicts a breakdown of rates and costs between 2012 and 2016. The figure includes actual revenue amounts from 2012 to 2014 and budgeted revenues for 2015 and 2016.

Proceeds from local taxes will account for an estimated 81 percent of the City's General Fund revenue in 2016, with the general sales tax providing 54.7 percent of the General Fund revenue. The city sales tax includes a maximum fee per transaction of eight dollars. Sales tax revenues have been averaging a four percent or more annual increase over the past five years.

Twenty-five percent of bed tax revenues go toward the general fund. The remaining 75 percent are distributed through a grant process to support local economic development organizations. Alcohol and tobacco taxes also provide a steady stream of revenues for the city, with a slight increase in rates between 2014 and 2015.

As seen in the figure, the city experienced a significant drop in property tax revenues between 2014 and 2015 due to the closing of the Flint Hills Refinery and the associated devaluation of those parcels.

"Growth of any sort may be optimistic for the next couple years...at this point we should try to dig in and hold on to what we have."

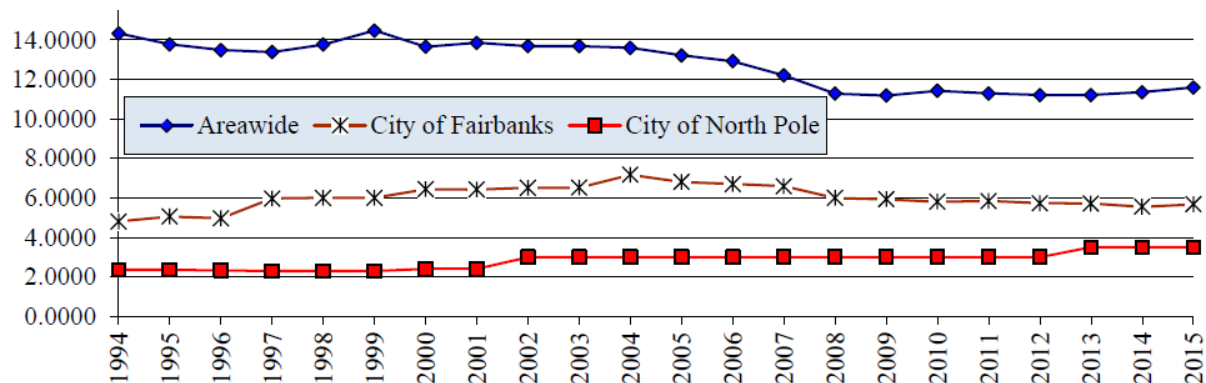
-community survey respondent

Figure 21: Tax Rates and Revenues, 2012-2016

Name	2012	2013	Rate	2014	2015	2016	2012	2013	2014	2015 budget	2016 budget
Bed Tax (no cap)	8%	8%	8%	8%	8%	8%	\$85,894	\$55,273	\$82,374	\$90,000 (\$21,250 to Gen. Fund)	\$90,000 (\$22,250 to Gen. Fund)
Alcohol Tax (no cap)	5%	5%	5%	6%	6%	6%	\$207,515	\$216,078	\$211,997	\$263,000	\$264,500
Property Tax Mill Rate	3	3.5	3.5	3.5	3.5	3.5	\$954,545	\$1,030,386	\$1,025,108	\$870,000	\$895,000
Sales Tax (max. tax per transaction \$8)	4%	4%	4%	4%	4%	4%	\$2,463,477	\$2,585,385	\$2,663,397	\$2,796,514	\$2,909,999
Tobacco Tax (no cap)	8%	8%	8%	10%	10%	10%	\$117,771	\$124,062	\$132,228	\$159,000	\$162,500
Source: City of North Pole budgeting documents; FNSB Community Research Quarterly											

Figure 22 shows the different mill rate trends for FNSB, Fairbanks and North Pole between 1994 and 2015. The rates for residents of the cities of Fairbanks and North Pole are in addition to the FNSB mill rate.

Figure 22: Property Tax Mill Rates for the Fairbanks North Star Borough, Fairbanks and North Pole, 1994-2015



Source: Fairbanks North Star Borough Community Research Quarterly, Summer 2015

Limitations due to City Size

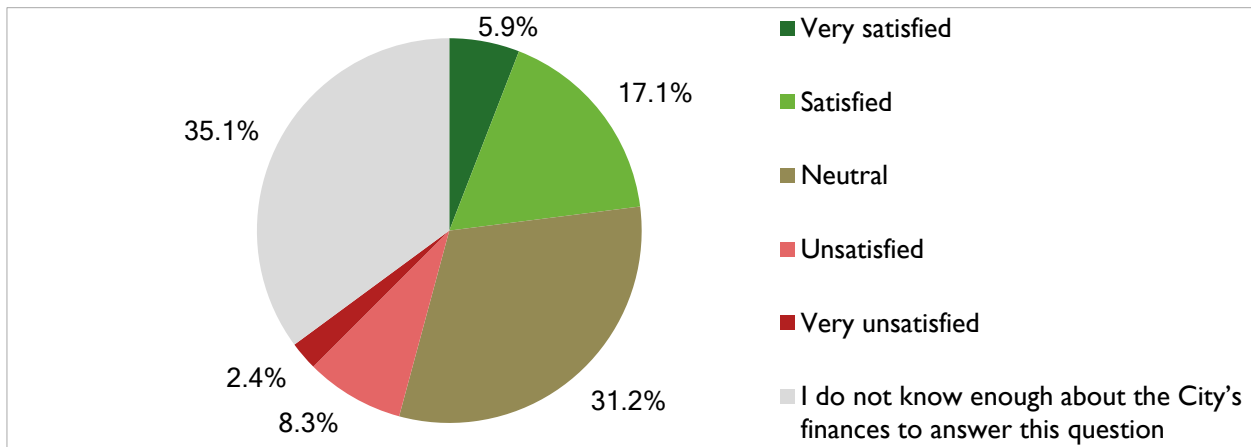
The City of North Pole experiences challenges due to its limited geographic size and small population. Only residents within city limits are eligible to run for city governance, making it challenging to fill City Council seats. During the 2015 North Pole City Council election, no one filed a declaration of candidacy to run for City Council prior to the deadline, resulting in two potentially unfilled council seats. The two seats were ultimately selected based on write-in votes.

The small population within the city limits also results in a limited tax base; it can be challenging to create governing efficiencies when serving such a small population. While the population outside the city is significant – over 22,000 residents in the 99705 zip code compared with just over 2,000 in the City of North Pole – prospective businesses may not realize the population size and associated business opportunities of the Greater North Pole area.

“I think it is possible to make this little town amazing. It’s close but just not all the way there.”

-community survey respondent

Figure 23: Survey responses to the question: “How satisfied are you with the City’s financial processes and structure? This includes how the City plans its budget, and collects and spends financial resources such as service fees, taxes and federal/state funding.”



Comparative Data

During the survey and interview process, some residents indicated concern and confusion about the City of North Pole’s budget. For example, only 23 percent of survey respondents were satisfied or very satisfied with the City’s financial processes and structures, while a combined 66.3 percent were neutral or unsure and another 10.7 percent were unsatisfied or very unsatisfied (see Figure 23).

In order to better understand how the City of North Pole’s municipal spending compares to other municipalities of comparable size in Alaska, the project team conducted a review of other Alaska towns to identify communities that can be used as benchmarks for comparative purposes. This data is also helpful in the analysis of potential benefits or disadvantages of annexing two areas adjacent to the city (see the *Land Use and Housing* section for the analysis). Further, this approach is useful in assessing and comparing financial benchmarks for economic analysis of both potential annexation areas. For example, is the City of North Pole generating sufficient revenue when compared to peers, with and without the additional area? Are there any expenses that are higher or lower, when measured against the same communities, again, with and without the two proposed additions?

Peer Communities

Population is the key factor used to compare City of North Pole with other communities, along with other factors such as access (roads, primarily), similar services (fire, police), and more than one revenue source (sales tax, property taxes, etc.).

Figure 24 shows population figures for selected peer communities, along with broader comparisons from the City of Fairbanks and the Matanuska-Susitna Borough.

Figure 24: Population for Comparison Communities, 2010-2014

Community	2010	2011	2012	2013	2014
City of North Pole	2,117	2,102	2,156	2,206	2,198
City of Dillingham	4,163	4,293	4,290	4,280	4,311
City of Houston	958	1,017	1,094	1,101	1,089
City of Soldotna	3,976	4,040	4,136	4,097	4,032
City of Fairbanks	31,535	30,599	32,007	32,185	31,721
Matanuska-Susitna Borough	88,995	91,753	93,740	95,994	98,063

Source: Northern Economics Population Database

Population figures shown are based on both federal and State of Alaska census data and projections. These numbers may differ slightly from single-source population databases but review suggests compensatory variation in higher (or lower) figures are leveled over the five years shown.

Compound Annual Growth Rates (CAGR) were also calculated for the five-years from 2010 to 2014; these reflect a year-over-year (compound) growth rate, averaged across the time period. North Pole's growth rate was 0.8 percent per year and is similar to Dillingham's rate (0.7 percent). City of North Pole's growth was slightly higher than the City of Fairbanks (0.1 percent) but lower than either the City of Houston (2.6 percent) or the rapidly growing Matanuska-Susitna Borough (2.0 percent).

Revenues – Total and Per Capita

The following table shows results of tax revenue comparisons for City of North Pole and the three principal peers noted above. These were reported by each municipality to the State of Alaska, Department of Community and Community Development, Division of Community and Regional Affairs, publisher of the Alaska Taxable Database. The "Peers' Weighted Average Revenue Per Capita" is the averaged per capita rate for the comparison communities.

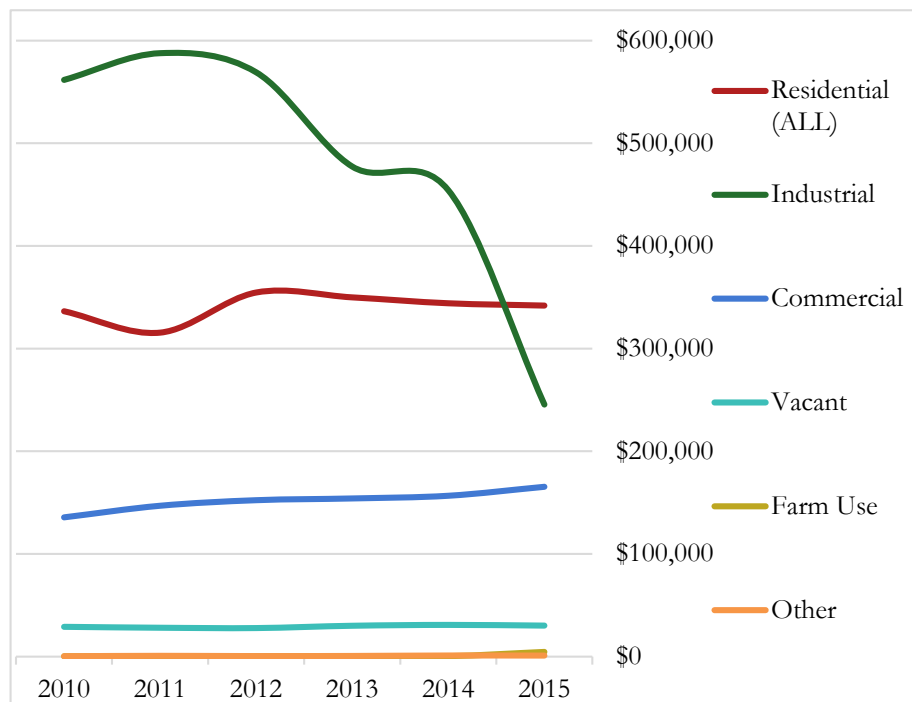
Figure 25: Peer Comparison of Revenues by Major Category, 2010-2014

Sales Tax Revenues	2010	2011	2012	2013	2014
North Pole	\$2,208,104	\$2,709,510	\$2,452,041	\$2,463,477	\$2,585,385
Dillingham	\$2,427,974	\$2,299,142	\$2,682,126	\$2,770,244	\$2,732,315
Houston	\$192,061	\$221,107	\$224,680	\$158,014	\$159,272
Soldotna	\$7,236,738	\$7,033,514	\$7,522,648	\$7,630,536	\$7,725,471
North Pole Revenue Per Capita	\$1,043	\$1,289	\$1,137	\$1,117	\$1,176
Peers' Weighted Average Revenue Per Capita ¹	\$1,084	\$1,022	\$1,096	\$1,114	\$1,126
Property Tax Revenues	2010	2011	2012	2013	2014
North Pole	\$939,603	\$913,953	\$959,554	\$954,545	\$1,030,386
Dillingham	\$1,939,617	\$1,898,135	\$1,991,343	\$2,136,092	\$2,084,357
Houston	\$334,200	\$368,756	\$389,688	\$365,585	\$406,102
Soldotna	\$833,469	\$872,696	\$602,405	\$347,121	\$268,057
North Pole Revenue Per Capita	\$444	\$435	\$445	\$433	\$469
Peers' Weighted Average Revenue Per Capita ¹	\$342	\$336	\$313	\$301	\$292

Special Tax Revenues²	2010	2011	2012	2013	2014
North Pole	\$190,379	\$284,526	\$402,493	\$411,180	\$395,414
Dillingham	\$305,060	\$343,464	\$532,567	\$1,199,812	\$1,280,425
Houston					
Soldotna					
North Pole Revenue Per Capita	\$90	\$135	\$187	\$186	\$180
Peers' Weighted Average Revenue Per Capita¹	\$73	\$80	\$124	\$280	\$297
Total Tax Revenues	2010	2011	2012	2013	2014
North Pole	\$3,338,086	\$3,907,629	\$3,814,088	\$3,829,203	\$4,011,184
Dillingham	\$4,672,651	\$4,540,741	\$5,206,036	\$6,106,148	\$6,097,097
Houston	\$526,621	\$589,863	\$614,368	\$523,599	\$565,374
Soldotna	\$8,070,207	\$7,906,210	\$8,125,053	\$7,987,657	\$7,993,528
North Pole Revenue Per Capita	\$1,577	\$1,859	\$1,769	\$1,736	\$1,825
Peers' Weighted Average Revenue Per Capita¹	\$1,459	\$1,394	\$1,465	\$1,542	\$1,554
1. The “Peers’ Weighted Average Revenue Per Capita” is the averaged per capita rate for the comparison communities.					
2. Alcohol, Bed, Gaming, and Fish taxes, varying by community and year. Refer to Alaska Taxable Table 2 for rates.					
Source: DCCED DCRA Alaska Taxable Database (commerce.alaska.gov/web/dcra), Accessed 11/5/15					
Table by Northern Economics					

While the City of North Pole does have higher property tax revenues than its peers, a significant portion of these revenues come from industrial and commercial sources, as opposed to homeowner taxes. As seen in Figure 26, industrial properties brought in the largest portion of property tax income until 2015, when the Flint Hills Refinery closed. As of 2015, the largest sources of property tax revenues were from residential properties (43 percent of total revenue), industrial properties (31 percent) and commercial properties (21 percent).

Figure 26: City of North Pole Tax Revenues by Property Type, 2010-2015



Source: Fairbanks North Star Borough Assessor's Office, 2016

Expenses, Total and Per Capita

The following table shows a similar comparison of expenditures, on both a total and per capita basis. “Peers’ Population-Weighted Average” is the averaged per capita rate for the comparison communities.

Figure 27: Peer Comparison of Expenditures by Major Category, 2010-2014

General Administrative Expenditures	2010	2011	2012	2013	2014
North Pole	\$718,981	\$733,580	\$801,300	\$750,912	\$850,811
Dillingham	\$1,404,543	\$1,600,639	\$2,026,192	\$1,780,959	\$1,683,682
Houston		\$269,884	\$315,353	\$385,518	\$338,147
Soldotna	\$1,556,806	\$1,478,750	\$1,501,290	\$1,359,804	\$1,471,198
North Pole Expenditure Per Capita	\$340	\$349	\$372	\$340	\$387
Peers' Population-Weighted Average	\$364	\$358	\$404	\$372	\$370
Police Department Expenditures	2010	2011	2012	2013	2014
North Pole	\$1,525,681	\$1,742,933	\$1,640,586	\$1,662,741	\$1,858,188
Dillingham	\$789,462	\$818,911	\$1,160,112	\$583,596	\$754,235
Soldotna	\$2,095,530	\$2,173,749	\$2,300,862	\$1,949,640	\$2,131,468
North Pole Expenditure Per Capita*	\$721	\$829	\$761	\$754	\$845*
Peers' Population-Weighted Average	\$354	\$320	\$364	\$267	\$306
*North Pole contracts with the Army Corps of Engineers to provide summer police service in Chena Lakes; actual per capita expenditures are lower if this contract amount is factored out (using 2016 budget numbers this equates to \$37 less per capita, for a revised total of \$808 per capita)					
Fire Department Expenditures	2010	2011	2012	2013	2014
North Pole	\$1,761,344	\$1,886,368	\$1,923,558	\$1,871,133	\$2,059,965
Dillingham	\$201,843	\$215,375	\$304,549	\$217,321	\$231,069
Fairbanks	\$5,685,045	\$5,818,689	\$6,094,276	\$6,217,283	\$6,268,948
Houston	\$58,075	\$67,868	\$72,117	\$79,230	\$78,767
Matanuska-Susitna Borough	\$5,395,000	\$6,123,009	\$6,179,356	\$6,907,873	\$7,092,841
North Pole Expenditure Per Capita*	\$832	\$897	\$892	\$848	\$937*
Peers' Population-Weighted Average	\$162	\$170	\$173	\$173	\$177
*North Pole contracts with the FNSB to provide ambulance services outside city limits; actual per capita expenditures are lower if this contract amount is factored out (using 2016 budget numbers this equates to \$232 less per capita, for a revised total of \$705 per capita)					
Public Works Expenditures	2010	2011	2012	2013	2014
North Pole	\$499,204	\$392,117	\$602,654	\$626,714	\$622,927
Dillingham	\$1,056,548	\$1,036,881	\$1,387,108	\$1,262,542	\$1,237,419
Houston		\$285,823	\$259,571	\$311,499	\$196,093
Soldotna	\$2,126,159	\$2,082,046	\$1,143,200	\$2,196,726	\$2,380,760
North Pole Expenditure Per Capita	\$236	\$187	\$280	\$284	\$283
Peers' Population-Weighted Average	\$391	\$364	\$293	\$398	\$404
Total Expenditures	2010	2011	2012	2013	2014
North Pole	\$5,345,362	\$5,301,378	\$5,209,493	\$5,055,538	\$5,559,062
Dillingham	\$5,885,896	\$6,351,492	\$7,763,288	\$6,793,886	\$6,865,314
Houston		\$1,313,203	\$902,472	\$1,078,068	\$1,138,228
Soldotna	\$6,877,116	\$6,688,921	\$7,107,680	\$6,595,539	\$8,432,249
North Pole Expenditure Per Capita¹	\$2,525	\$2,522	\$2,416	\$2,292	\$2,529
Peers' Population-Weighted Average	\$1,568	\$1,535	\$1,657	\$1,526	\$1,743

Figure Notes:

1. "Peers' Population-Weighted Average" is the averaged per capita rate for the comparison communities.
2. Most figures used here are taken from municipal general fund accounting, and may not represent special fund or non-departmental expenditures.
3. Dillingham's Comprehensive Annual Financial Report (CAFR) separates the police side of public safety into dispatch, police department, and jail, each at approximately 30 percent of expenditures. Only police department items are summed here.
4. Houston's "General Government Expenditures" refers to the sum of administrative and council expenses as labeled in CAFRs for 2011 to 2014.
5. Houston's "Public Works Expenditures" refers to the "Streets and Roads" item in CAFRs 2011 to 2014.
6. Statistics for police and fire expenditures in Houston and Soldotna are omitted. Both cities are covered by Alaska State Troopers and their respective borough fire departments.
7. Fairbanks is included to round out the dataset for Interior fire services expenditures.
8. Houston FD expenditures are extrapolated from MSB FD expenditures as $((\text{City Population} / \text{Borough Population}) * (\text{Borough Expenditure})) / (\text{City Population})$.

The City of North Pole's general administrative expenditures are lower across the five-years, when compared to the peer weighted-average (based on population). Growth per year in general administrative expenditures, at 3.4 percent, is approximately the same as City of Dillingham (at 3.7 percent per year) and less than Houston (5.8 percent per year). Soldotna's rate declined at -1.1 per cent per year. The City of North Pole's per capita general administrative expenditures were \$387 in 2014, just slightly higher than the peer group's weighted average of \$370 per person. Per capita general administrative expenditures were lower than the peer group for the years 2010 to 2013.

Police and Fire

The total cost of the City of North Pole's police department was \$1.9 million, compared to \$2.1 million for Soldotna, and \$0.8 million for City of Dillingham, all in 2014. The 2014 North Pole fire department budget was \$2.1 million or approximately one-third of Fairbanks' expenditures of \$6.3 million. City of Fairbanks has approximately 32,000 residents, compared to the City of North Pole's 2,200 citizens (rounded). However, neither the City of Fairbanks nor any of the other peer communities had two refineries operating within city limits. The Flint Hills refinery now functions only as a fuel terminal, while the Petro Star refinery continues operations. City of North Pole's fire department is the lead first responder for Flint Hills and Petro Star, with mutual-aid agreements signed with nearby military fire departments as well as Fairbanks North Star Borough.

The City of North Pole's fire and police departments' cost per capita is approximately two to four times more expensive than weighted-average peer costs. For example, in 2014 City of North Pole's police cost was \$845 per capita and its fire department cost was \$937 per capita; these compare with \$306 and \$177 for peers' police and fire costs, also on a per capita basis. However, the City of North Pole's police and fire departments receive fees to provide limited services outside of city limits, thereby reducing the actual per capita amount City of North Pole residents pay for services. Below is an explanation for how these contract numbers alter North Pole's per capita revenue figures, using current 2016 contract fees as an example.

- The fire department contracts with the FNSB to provide ambulance services, which are \$420,000 in 2016. Fees charged for ambulance transportation provided an additional \$92,000 per year, for a total of \$511,000 of estimated revenue in 2016. When the contract funding is factored out of the 2014 numbers, the per capita fire department spending is \$705, or \$232 less per capita.

- The police department contracts with the US Army Corps of Engineers for seasonal (summer) service at the Chena Lakes Recreation Area, which will bring in a total of \$82,000 of fees in 2016. When the contract funding is factored out of the 2014 numbers, the per capita police department spending is \$808, or \$37 less per capita.

The net result of these revenues is a reduction in net per capita cost to City of North Pole residents.⁵

Public Works

The City of North Pole's per capita public works expenditures were \$283 in 2014, compared to \$404 per capita for the weighted-average of the three peer communities, approximately 25 percent less.

Total Expenditures

Total city expenditures in 2014 were approximately \$5.6 million, compared to \$6.9 million (City of Dillingham), \$1.1 million (City of Houston), and \$8.4 million (City of Soldotna). Per capita costs for City of North Pole were \$2,529 compared to \$1,743 for the weighted-average per capita amount for the peer communities.⁶

⁵ This analysis effort did not include a detailed review of the budgets of other comparative municipalities, and therefore they too may have contract dollars factored into their total department budgets that have not been considered here.

⁶ This overall North Pole weighted-average per capita amount does not take into consideration the police and fire contract amounts discussed above.

Land Use and Housing

Land Use

The Fairbanks North Star Borough (FNSB) oversees land use and zoning throughout the borough, including for the City of North Pole. The city can provide recommendations regarding land use and zoning to the FNSB for consideration. The FNSB Planning Commission has a dedicated seat reserved for a City of North Pole representative. In recent years, North Pole has been unable to find a city resident to serve on the Commission, so the seat has been empty.

The FNSB created a North Pole Land Use Plan as a component of the *FNSB Regional Comprehensive Plan*. The plan was directed by a Land Use Advisory Committee made up of North Pole residents and business owners, and involved input from the North Pole Business Advisory Committee and the general public. The City of North Pole passed a resolution of support for the plan in 2009, and the plan was adopted by the Borough Assembly in 2010. A copy of the Land Use Plan is included in Appendix E.

“I fell in love with this town as soon as we found it! Alaska is beautiful and this town is quaint and adorable, I really don't want it to change too much!”

-community survey respondent

Large portions of land in North Pole have generalized land use policies that allow for flexible development; however, there are a number of areas in the city that are not zoned appropriately. For example, the “General Use” zoning designation is intended for rural areas and requires one acre minimum lot sizes; there are parts of the city with the general use designation that do not meet this requirement. Re-zoning could increase opportunities and reduce barriers for new development. In addition, while neighboring Fairbanks has limited undeveloped land available for housing, North Pole has land available within the City with water and sewer services available. While the City of North Pole saw modest growth from 2000 to 2010, the most significant growth has been in the census tracts surrounding the city, with growth rates as high as 40.5 percent (see Figure 29).

Housing

Figure 28 lists household characteristics for Alaska, FNSB and the City of North Pole based on 2010 Census data. The average household size in North Pole is 2.54 persons, very similar to the statewide and FNSB number. The homeowner vacancy rate is 4.6 percent, which is double the FNSB rate of 2.3 percent and also higher than the statewide number of 1.7 percent. North Pole's rental vacancy rate is 9.1 percent, which is nearly identical to the FNSB and slightly higher than the Alaska average of 6.6 percent.

According to the 2014 North Pole Radius Study, residents of the greater North Pole area have a higher preference for home ownership compared with Fairbanks residents.

Figure 28: Household Characteristics for Alaska, FNSB and North Pole, 2010 Census

	Alaska	Fairbanks North Star Borough	North Pole
Average household size	2.65	2.56	2.54
Average family size	3.21	3.13	3.13
Total housing units	306,967	41,783	916
Homeowner vacancy rate	1.7%	2.3%	4.6%
Rental vacancy rate	6.6%	9.0%	9.1%

Source: United States Census Bureau, 2010 Census

Figure 29: Population Trends around North Pole, 2000-2010

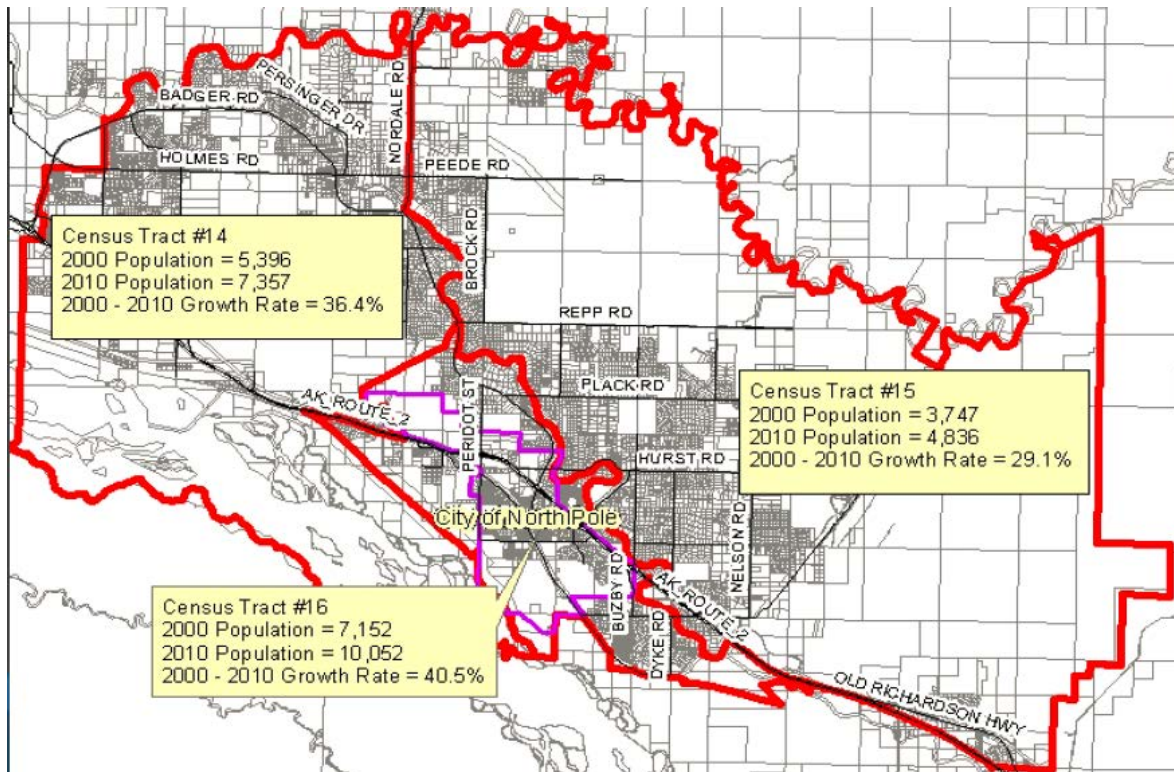


Image Source: FNSB Household + Employment Projections presentation based on U.S. Census Data, 2014

The construction of new units has decreased significantly over the past 10 years in both Fairbanks and North Pole. See Figure 30 for annual report of new structures in Fairbanks, North Pole and the Balance of Borough.⁷ The table further illustrates the fastest growth in the FNSB is occurring outside the limits of the two municipalities. With the recent decision to bring two squadrons of F-35 fighter jets to Eielson Air Force Base (EAFB), there will be an increased demand for housing in the area over the coming years. According to the FNSB Housing Needs Assessment, the City of North Pole is in the anticipated Housing Market Area (HMA) for EAFB, which also includes Moose Creek and a small portion of Salcha. The Air Force anticipates there will be approximately 314 households looking for off base housing within the HMA. The Housing Assessment estimates there are 715 vacant housing units within the HMA, and therefore much of the increased housing need for EAFB military households could be met by increasing occupancy in housing units that are currently vacant.

⁷ The "Balance of Borough" includes all areas of the FNSB not contained within a city; in this case, all land that is not a part of the City of Fairbanks or the City of North Pole.

According to survey and interview results, many residents and developers feel that current building and permit codes in North Pole are burdensome and discourage new development. In contrast, some survey respondents feel that zoning is too loose, and would like to see more enforcement from the FNSB on current zoning restrictions related to junk yards and unkempt lots in North Pole. Per FNSB zoning rules, junk yards are allowed in general use zones but require sight-obscuring screens (e.g., fences). Junk yards are not allowed in residential zones. FNSB staff do not seek out violations; they may only take action after receiving a written complaint from someone shown to have standing (e.g., an adjacent land owner or through a road service area). There has only been one written complaint filed in North Pole city limits since 2010.

“During the permitting process, the city should be more supportive and work with businesses as partners.”

“The ambiguity around timelines can be hard for businesses who need a level of certainty around expansion and investment.”

-community survey respondents

Figure 30: New Structures by Unit, Annual Report 2001-2015

Year Built	City of Fairbanks	City of North Pole	Balance of Borough	New Construction (ALL)
2001	29	7	562	598
2002	50	6	593	649
2003	80	10	704	794
2004	65	50	858	973
2005	82	42	820	944
2006	83	39	780	902
2007	243	37	708	988
2008	154	11	372	537
2009	337	2	398	737
2010	95	11	423	529
2011	50	5	677	732
2012	35	5	338	378
2013	38	1	254	293
2014	15	2	228	245
2015	2	0	6	8

NOTE: The above table is from the FNSB Community Research Quarterly (Summer 2015), with information from the FNSB Assessment Department. Please note the 2015 numbers only include data from the first quarter of the year.

“I have loved living in the North Pole area and am proud of that but I do feel discouraged when I hear comments like ‘I don’t care what people outside city limits think.’ With that kind of attitude I think the city will find it hard to incorporate property into city limits... I believe the city would find it hard to support itself if not for those that pay sales taxes that do not live in North Pole.

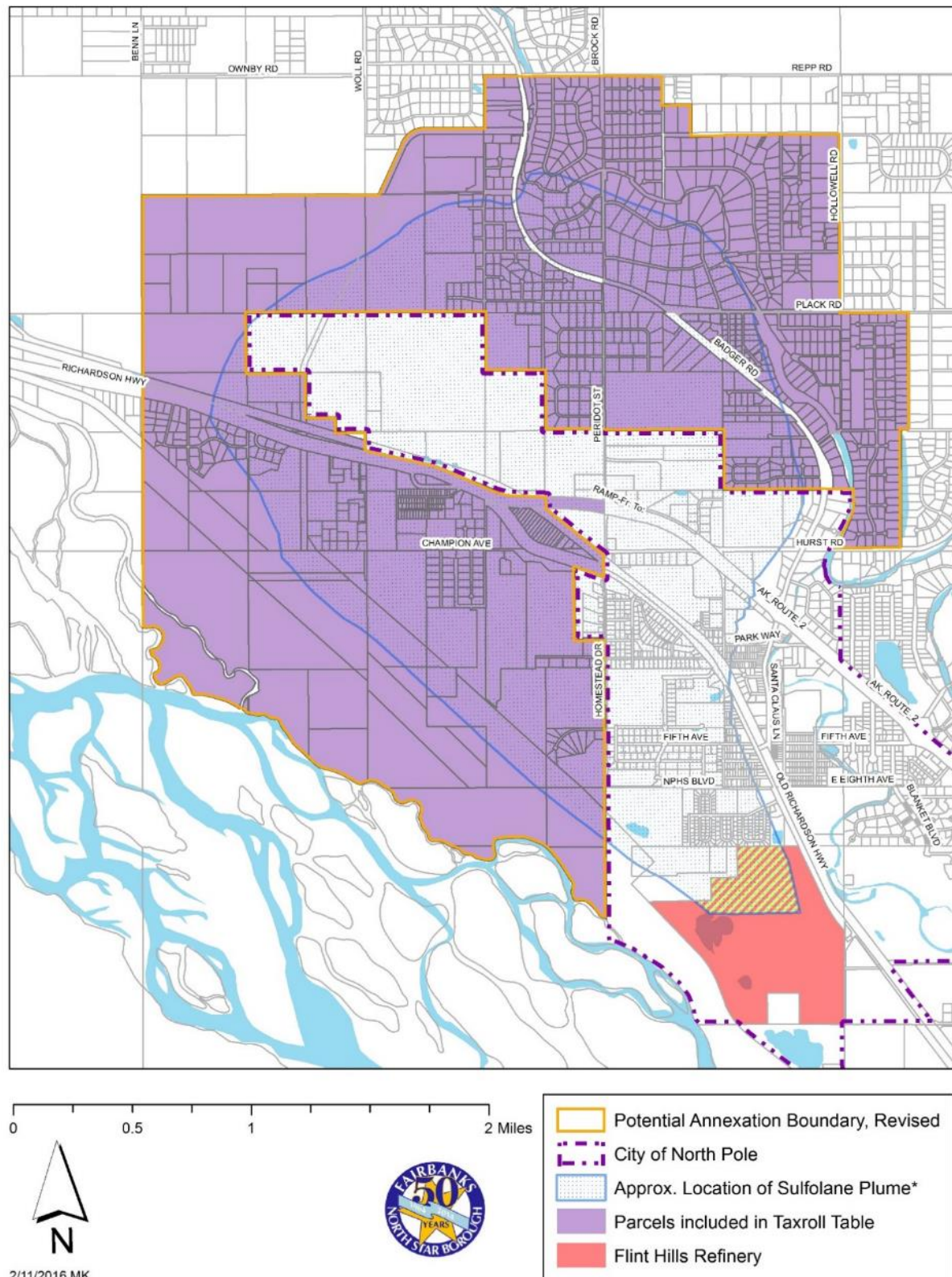
Cooperation and collaboration are important.

-community survey respondent

Annexation Potential

The city is considering annexation of two areas. First, the area affected by the sulfolane contamination, “Potential Annexation Area Number 1”, is approximately 7,097 acres, based on GIS data provided by the FNSB (see Figure 31). The City of North Pole is also exploring annexation of the Chena Lakes Area, or “Potential Annexation Area Number 2” (see Figure 35). The second area is much larger – 108,609 acres based on FNSB’s GIS data – but has fewer developed parcels than the sulfolane area. This section provides an overview of the land use and development patterns of the two potential annexation areas, as well as an estimate of the potential property tax revenues and cost of providing services. Following the analysis is a summary of the full set of evaluation criteria used by the Local Boundary Commission to assess proposed municipal annexations.

Figure 31: Potential Annexation Area #1: Sulfolane Contaminated Area



Potential Annexation Area #1: Sulfolane Contaminated Area

Figure 32 shows the projected additional acres that would become part of the City of North Pole if the sulfolane contaminated area was annexed into the city. Acreage is sorted by primary use and tax status. This information was obtained from the FNSB and uses the FNSB's primary use categories, which are based on FNSB codes and appraisal data. Approximately 34 percent of the total acreage is taxable at this time. Of the vacant land acres, many are owned by private individuals and could be locations for new taxable developments in the future.

Figure 32: Acres of Taxable and Non-Taxable Property for Potential Annexation Area #1

Primary Use	Taxable	Non-Taxable	Total	% of Total
Assembled ¹	0	8	8	0%
Commercial ²	195	1	196	3%
Exempt ³	0	26	26	0%
Farm Use ⁴	2	0	2	0%
Industrial ⁵	43	1	44	1%
Multi-family ⁶	20	0	20	0%
Other (misc.) ⁷	24	0	24	0%
Parking Lot ⁸	20	0	20	0%
Residential ⁹	1,037	0	1,037	15%
Vacant Land ¹⁰	1,050	1,881	2,931	41%
State of Alaska ¹¹	0	2,789	2,789	39%
Total	2,391	4,706	7,097	100%
% of Total	33.7%	66.3%		

Source: Compiled by Northern Economics with data from the Fairbanks North Star Borough GIS

1. Assembled: One building that extends over two or more lots.
2. Commercial: Parcels with commercial activities such as shops, office, theaters or restaurants.
3. Exempt: Parcels that are tax exempt, including government-owned, educational facilities, religious buildings.
4. Farm Use: parcels that support agriculture, including crop land, barns and greenhouses
5. Industrial: parcels used for industrial activities such as fabrication, welding, processing or storage.
6. Multi-family: All residential parcels involving multi-unit construction, including duplexes
7. Other (misc): all parcels that do not fit within other categories.
8. Parking Lot: parcels dedicated to parking.
9. Residential: Single family homes and mobile homes.
10. Vacant Land: land without improvements.
11. Land owned by the State of Alaska.

Figure 33 shows the number of parcels in the proposed sulfolane annexation area that have been identified as having improvements, sorted by primary land use. In this case, “improvements” can include buildings, infrastructure, driveways or other value-added modifications to a property. For example, there are 679 residential properties with homes, along with seven multi-family homes and one farmstead. Taxation is based on the value of improvements on a property and is unrelated to the primary land use classification.

Figure 33: Parcels with Improvements in Potential Annexation Area #1

Primary Use	Taxable	Non-Taxable	Total	% of Total
Assembled	0	25	25	3%
Commercial	27	1	28	3%
Exempt	0	4	4	0%
Farm Use	1	0	1	0%
Industrial	10	1	11	1%
Multi-family	7	0	7	1%
Other (Misc)	15	0	15	2%
Parking Lot	1	0	1	0%
Residential	679	0	679	82%
Vacant Land	0	62	62	7%
Total	740	93	833	100%
% of Total	89%	11%		

Source: Compiled by Northern Economics with data from the Fairbanks North Star Borough GIS

The annexation area is home to an estimated 687 households, which equate to a population of approximately 1,745 residents. This is based on an average of 2.54 people per household.⁸ The area encompasses 1,039 taxable parcels and 93 non-taxable parcels for a total of 1,132 parcels, including residential parcels in five neighborhoods identified in the GIS database.⁹ North Pole’s mill rate (3.5 mills) was used to calculate total estimated property tax on the 1,039 taxable parcels. If these households were annexed into the City of North Pole, they would generate an estimated \$504,000 in property tax for the city.

City of North Pole department heads estimated the additional staffing needs and equipment requirements they would need to service the proposal annexation area. Results are shown in Figure 34. Team members used the City of North Pole’s 2016 budget figures to generate an average annual cost per full time equivalent (FTE) employee; these costs were extrapolated and added to estimate the costs of the additional staffing to provide city services to the annexation area. The total estimated increase in personnel costs was \$860,000 (rounded) with \$625,000 of equipment, for an estimated total of \$1.5 million of increased costs to service the sulfolane annexation area. These costs are higher than the estimated increased property tax from the area of \$504,000. While this initial comparison shows a potential net financial loss from annexing the sulfolane area (approximately \$996,000), additional analysis is needed to better understand the full costs and benefits of

⁸ The 2.54 people per household figure comes from the State of Alaska, Department of Labor and Workforce Development, Research and Analysis, Alaska Local and Regional Information (ALARI).

⁹ Property taxes are paid on the mill rate times the assessed (taxable) value, which is not always the same as the appraised value. Assessed property values are determined by the FNSB assessor and certified appraisers. Mill rates are determined by municipal officials and approved by the Borough (in the case of the FNSB) or City Council (for North Pole). A mill is a monetary unit equal to 1/1,000 of a US dollar.

For example, a property with \$100,000 of assessed value, in an area with a mill rate of 10 mills, would generate property tax revenue of \$10 for each \$1,000 of assessed value or \$10 times 100 (which is \$100,000 divided by 1,000 – a “mill”), a total of \$1,000.

annexation, including the existence of sales tax-generating properties, long-term development plans in the area and non-monetary benefits of annexation such as expanded services to households with contaminated water.

Figure 34: Projected Staffing, by Department, and Equipment for Potential Annexation Area #1

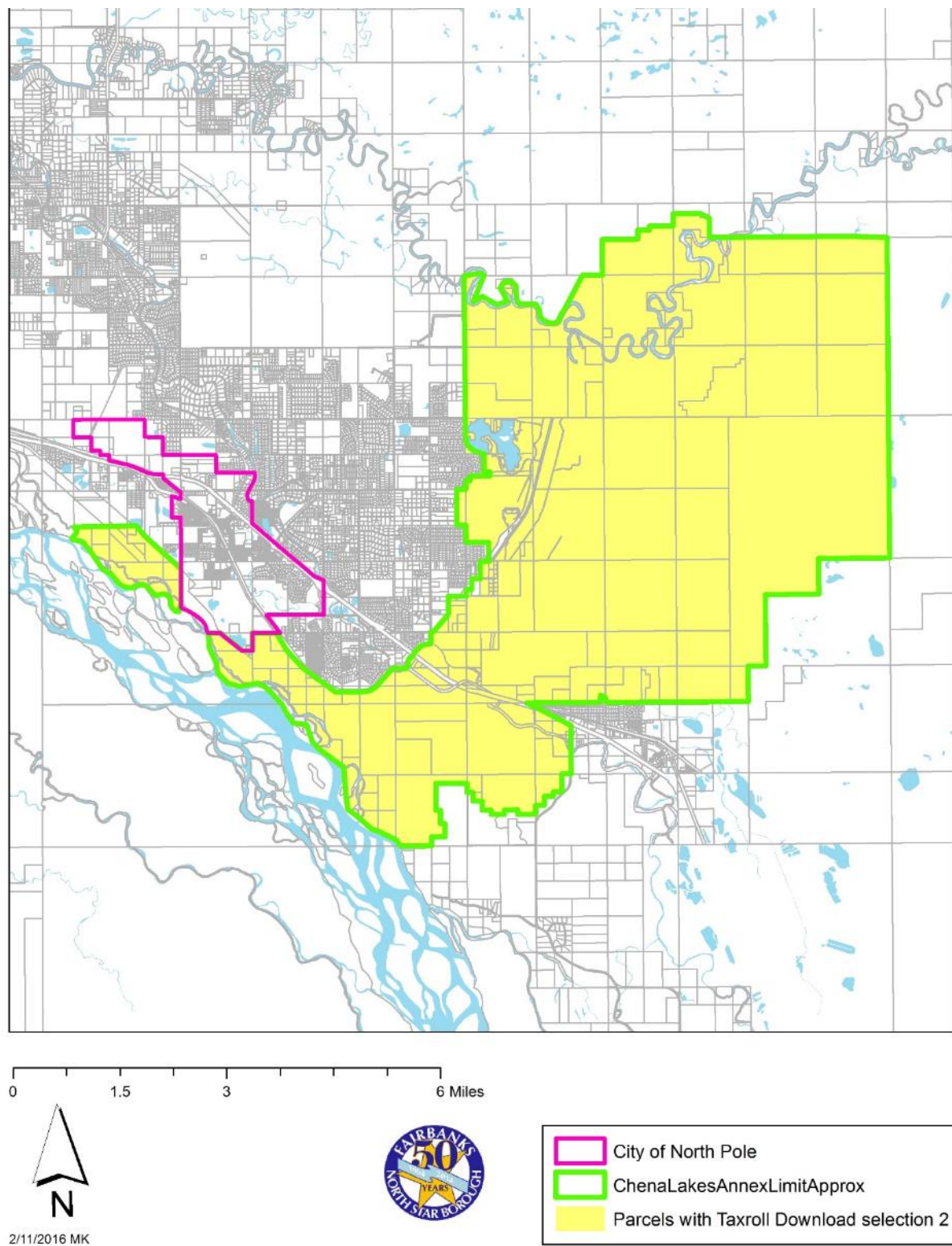
Department	Current FTE, Paid	Additional paid FTE for sulfolane annexation	Additional annual equipment needs/ costs, sulfolane annexation
Admin	5.25	.5	\$50,000
Police	14	4	\$225,000
Fire	15	2	\$100,000
Public Works	2.75	0	\$250,000+
Other	3	1	\$0
TOTAL	40	7.5	\$625,000

Source: City of North Pole, 2016.

Potential Annexation Area #2: Chena Lake Annexation

Figure 35 shows a map of the proposed annexation area #2, which encompasses the Chena Lakes Recreation Area. The City of North Pole is already providing seasonal police services in the area. Annexation would open up opportunities for additional subdivisions that may be interested in annexation to join the city, and could also bring in future revenues from pipeline infrastructure and the development of lands adjacent to Eielson Air Force Base.

Figure 35: Potential Annexation Area #2: Chena Lakes



Map Source: FNSB Planning Department

Figure 36 below shows the projected acreage of this annexation, by primary use and tax status. This information was obtained from the FNSB and it uses the Borough's same primary use categories.

Figure 36: Acres of Taxable and Non-Taxable Property for Potential Annexation Area #2

Primary Use	Taxable Acres	Non-taxable Acres	Total	% of Total
Commercial	105	0	105	0%
Exempt, Federal	0	890	890	1%
Residential	66	0	66	0%
Vacant Land	51,676	55,872	107,548	99%
Total	51,847	56,762	108,609	
% of Total	48%	52%		

Source: Compiled by Northern Economics with data from the Fairbanks North Star Borough GIS

NOTE: primary use category definitions are available in Figure 32

There are four commercial tracts listed in the GIS database and a single residential parcel (Figure 37). Based on property values, the five properties would bring in \$8,493 in property tax revenues to the City of North Pole if the area were annexed, based on the current 3.5 mill rate.

Figure 37: Parcels with Improvements in Potential Annexation Area #2

Primary Use	Taxable	Non-Taxable	Total
Commercial	4	0	4
Exempt, Federal	0	0	0
Residential	1	0	1
Vacant Land	0	0	0
Total	5	0	5

Source: Compiled by Northern Economics with data from the Fairbanks North Star Borough GIS

Due to the low population within potential annexation area #2 and the fact that the City of North Pole is already providing limited emergency response services to the area, city department heads estimated that no additional staffing or equipment would be necessary if the Chena Lakes area were to be annexed into the City of North Pole.

A more significant potential source of property tax revenue, not listed in Figures 36 or 37, are those taxes that would be generated from the portion of the Trans-Alaska Pipeline System (TAPS) and associated Right-of-Way that runs through Potential Annexation Area #2. In summary:

- Information obtained from FNSB staff states TAPS litigation over valuation has been settled for the next five years (as of 2016). FNSB's negotiated per lineal foot rate for TAPS is \$1,017.09.
- The section of TAPS that traverses Annexation Area #2 is estimated between 7,065 and 19,306 lineal feet (figures that would be refined, depending on final designs and survey).
- When the \$1,017.09 amount is applied to these lengths, the potential assessed value of TAPS is between \$7,185,741 and \$19,635,940.
- Finally, when the City of North Pole 3.5 mill rate is applied to those assessed values, the calculation indicates **potential annual tax revenue from TAPS to the City of North Pole ranging from \$25,150 to \$68,726.**

- Together, with the estimated \$8,493 for other properties (listed above), **additional City of North Pole revenue generated by potential Annexation Area #2 would range from \$33,643 to \$77,219.**

It is important to note, as a result of annexing this area, the City of North Pole may lose its contract funds (approximately \$80,000 annually) from the Army Corps of Engineers to provide police services to the Chena Lakes Area. That said, the area also has a large amount of vacant land, suggesting the area could have development and expansion potential; depending on land ownership, these areas could bring in additional revenue to the city through property and sales tax. However, most of the vacant land is owned by the federal Bureau of Land Management and the U.S. Army Corp of Engineers, where taxable development is less likely to occur. Further analysis is needed to better understand the costs and benefits of annexation, including more accurate data regarding TAPS length and related property tax potential, existence of sales tax-generating properties, the status of the Army Corps police contract and long-term development plans in the area.

Annexation Considerations

The Local Boundary Commission (LBC) is part of the State of Alaska's Department of Commerce, Community, and Economic Development (DCCED), Division of Community and Regional Affairs. It was established by Alaska's Constitution to receive, review, and make final decisions on petitions for various municipal actions, including annexation. Article 3 of Alaska's Administrative Code (3 AAC 110.090) offers annexation guidelines for the LBC. The State of Alaska has a specific process in place for communities considering annexation; to learn more, visit the following webpage:

www.commerce.alaska.gov/web/dcra/LocalBoundaryCommission/Information.aspx.

There are five categories of evaluation criteria: need, character, resources, population and boundaries, with sub-criteria that define each of the categories. The five categories are summarized below.

NEED: A basic requirement is the annexed territory must exhibit a reasonable need for city government. A number of factors are considered by the LBC:

- Existing or anticipated social or economic conditions, including growth, during the 10 years following the effective date of annexation.
- Existing or anticipated health, safety, and general welfare.
- Existing or anticipated economic development.
- Adequacy of existing services.
- Extraterritorial powers available to North Pole and nearby municipalities.
- Whether residents may expect to receive benefits of services and facilities provided by North Pole.
- Can other cities provide more efficient municipal services?

CHARACTER: The LBC believes the annexed lands must be compatible with the annexing city, including:

- Land use, platting, and ownership.
- Salability of land for residential, commercial, or industrial use.
- Population density.
- Reasons behind recent population changes.
- Suitability of the annexed land.
- Existing transportation patterns.
- Natural geographic and environment factors.

RESOURCES: North Pole's expanded boundaries must have the financial and human resources to provide essential municipal services in an efficient, cost-effective way. There are several factors that the LBC will consider:

- City functions in the annexed territory.
- New city expenses.
- Income from the annexations.
- Financial impacts on operating and capital budgets through a full fiscal year beyond the date of annexation.
- Economic base of the annexed lands after joining North Pole.
- Taxable property in the proposed annexations.
- Land use in the proposed annexations.
- Existing and expected development of industrial, commercial and other resources.
- Personal income of residents in the annexed areas.
- Need and availability of skilled and unskilled staff to serve North Pole.

POPULATION: The LBC must determine if the population of North Pole, following annexation, is large and stable enough to support increased government services. Relevant factors include:

- Census numbers.
- Residency patterns.
- Historical population trends.
- Seasonal population changes.
- Age distributions.
- Public school enrollment.
- Permanent fund dividend applications, Department of Revenue.

BOUNDARIES: Do the proposed boundaries of North Pole include the land and water necessary to provide essential municipal services, including cost-effectiveness? Factors evaluated by the LBC include:

- Land use, ownership.
- Population density.
- Transportation patterns and facilities.
- Natural geographic and environmental factors.
- Extraterritorial powers of North Pole.
- Contiguous lands, with no enclaves.
- Are the annexed lands serving predictable growth over the next 10 years?
- Are there large areas of unpopulated territory?
- Does the proposed annexation overlap other municipal boundaries?

Parks, Recreation and Transportation

Trails, Parks and Recreation

The City Public Works Department maintains over 11 miles of North Pole trails and is responsible for beautification throughout town, especially along Santa Claus Lane, around City Hall and within the roundabouts. North Pole is home to ten parks, eight of which are owned and operated by the Public Works Department. A map showing the parks and available facilities at each park is available on the City's website:

www.northpolealaska.com/parksites. The list includes a dog park, picnic areas, athletic fields, a BMX bike park and other facilities. North Pole is next door to the state-owned Chena Lakes Recreation Area, a popular destination that offers camping, volleyball courts, trails, swimming, boating access, fishing and groomed winter trails. North Pole also has a popular new library with space for community events and meetings.

"I think North Pole has a lot to offer that people do not know about. I don't think people know about the nature trail or the fitness trail. I also think a lot of activities happen that people don't know about -- the new events committee is a great start for improving this!"

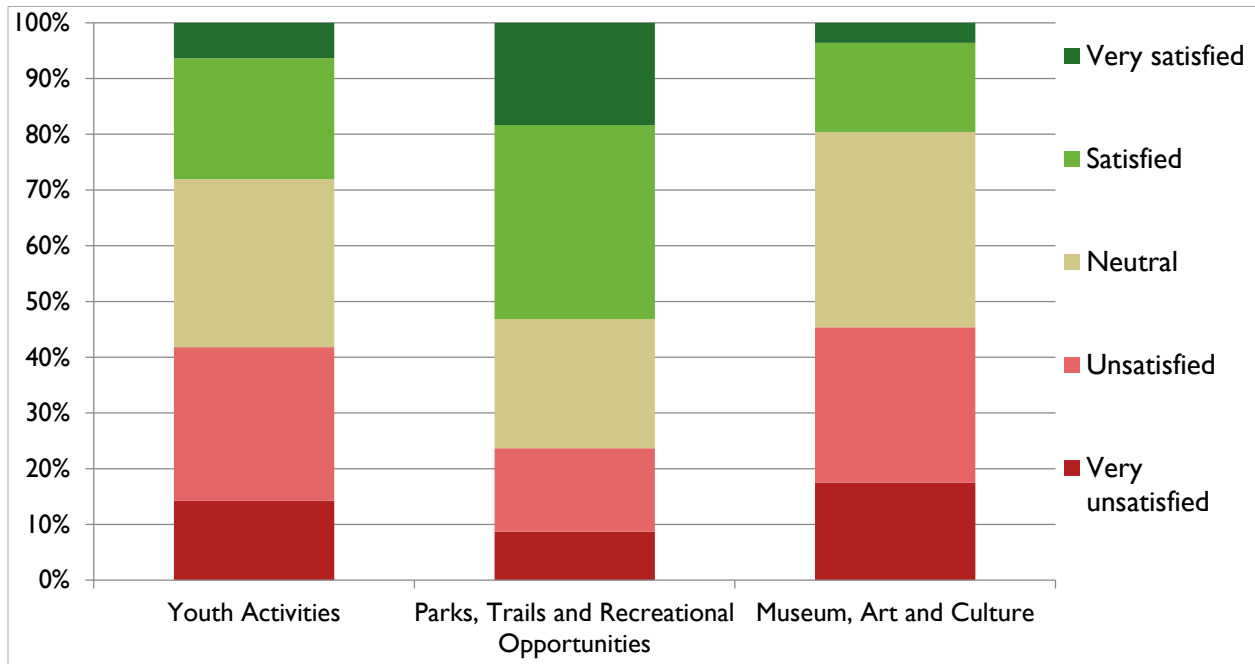
-community survey respondent

There is an active network of community organizations, including churches, in the North Pole area. The popular Santa's Senior Center coordinates and hosts a wide range of community activities and meals. However, survey and interview results indicate residents would like more recreation opportunities in North Pole, especially indoor activities and spaces for youth. Aside from school-organized sports and annual events, there are very few activities or locations for young people in North Pole. As seen in Figure 38, fewer than 30 percent of respondents said they were satisfied or very satisfied with youth activities in the community and only 20 percent were satisfied or very satisfied with museum, art and culture. Parks, recreation and trails received slightly higher marks with over half of respondents answering they were satisfied or very satisfied.

"We are lucky to have the continued support of the area's senior citizens. We are so grateful to the city of North Pole for showing their support to these individuals who tough it out and have contributed their talents, abilities and monies to the area."

-community survey respondent

Figure 38: Survey responses to the question, "How satisfied are you with the availability of the following programs and services?" – Recreation Categories (excludes respondents who replied "not applicable")



Transportation

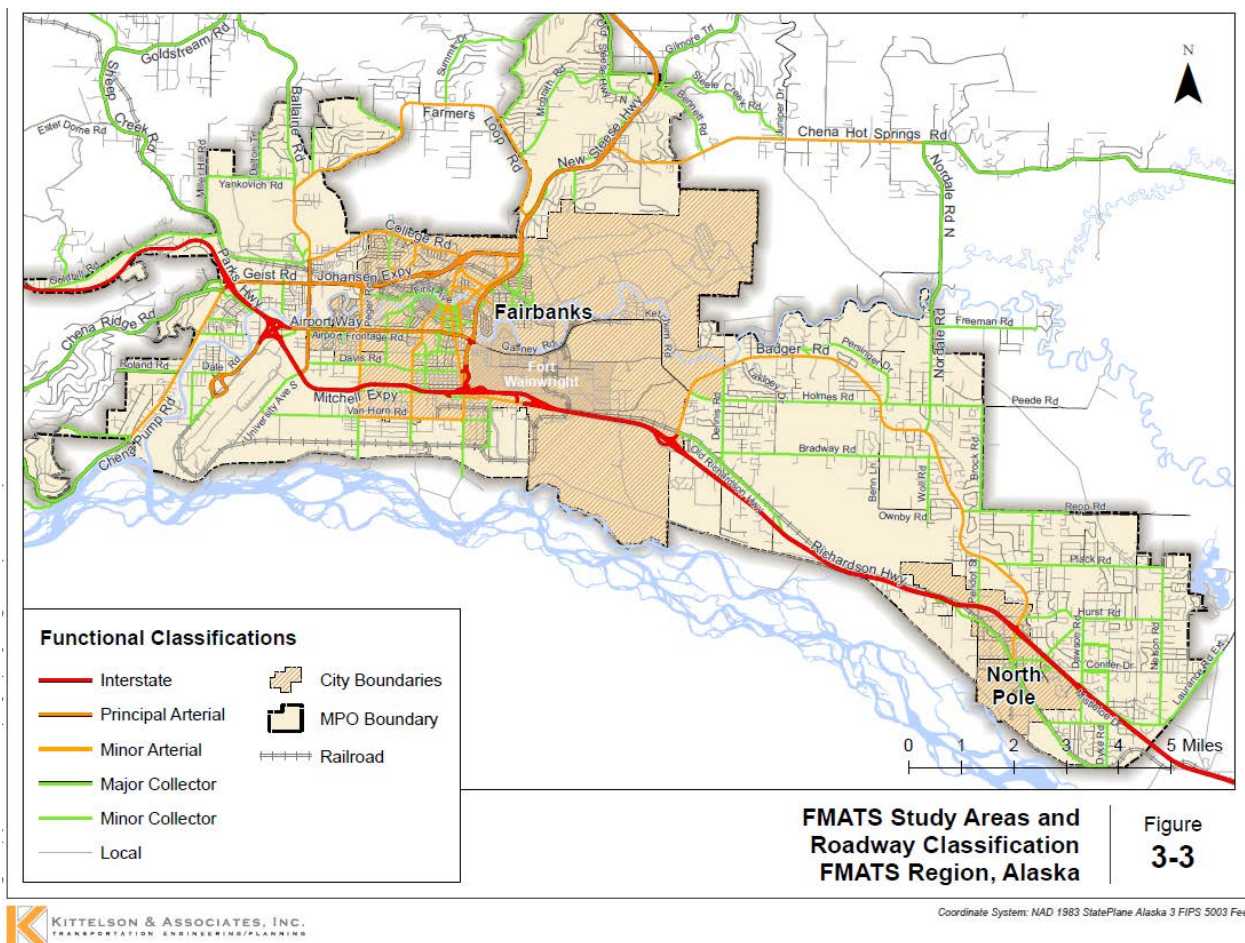
The Richardson Highway and the Alaska Railroad pass through the City, linking North Pole to the rest of the state and Canada. There are five privately owned airstrips in the vicinity and Fairbanks International Airport is nearby. The Fairbanks North Star Borough (FNSB) Bus System provides service for North Pole residents along the Green Line, and the FNSB Van Tran program provides paratransit services for senior citizens and disabled residents.

“[I like North Pole because] I have the ability to get to Fairbanks quickly but not live in Fairbanks.”

-community survey respondent

The Fairbanks Metropolitan Area Transportation System (FMATS) is the regional transportation planning entity and covers the entire urbanized portion of the Fairbanks North Star Borough, including Fairbanks and North Pole. The mayor of North Pole sits on the FMATS Policy Committee. For a map of major transportation routes in the FMATS area, see Figure 39.

Figure 39: Fairbanks Metropolitan Transportation System Map of Roadways and Classifications



Source: FMATS 2040 Transportation Plan Update, January 2015. Map produced by Kittelson & Associates

The FNSB, the Alaska Department of Transportation and Public Facilities and the City of North Pole are all responsible for certain designated roads and street maintenance in the area. Outside the cities of Fairbanks and North Pole, the FNSB has over 100 Road Service Areas (RSAs) which each have unique mill rates and levels of road service, as decided by local RSA Commissions. There are also parts of the FNSB without RSA designations; these areas do not receive any road maintenance at all.

North Pole has seen a number of recent transportation upgrades such as pedestrian facilities, highway lighting, roundabouts, rehabilitated bike paths and improved interchanges with the Richardson Highway. While the roundabouts received a mixed reception when first installed, crashes at the intersections have been reduced by 68 percent, according to an interview with Alaska Department of Transportation and Public Facilities engineering manager Carl Heim as reported in the Fairbanks Daily News-Miner¹⁰.

¹⁰ Amanda Bohman, Fairbanks Daily News-Miner. "DOT looks to build roundabouts at Steese Highway, Chena Hot Springs Road." Published January 15, 2016. Available at http://www.newsminer.com/news/local_news/dot-looks-to-build-roundabouts-at-steese-highway-chena-hot/article_9e07ed40-bb66-11e5-92bd-132d0d2bb7f6.html

Many residents commute to jobs in Fairbanks. The region has cold, dark winters with icy roads, making road maintenance and safety an ongoing challenge for the city public works department and for commuters.

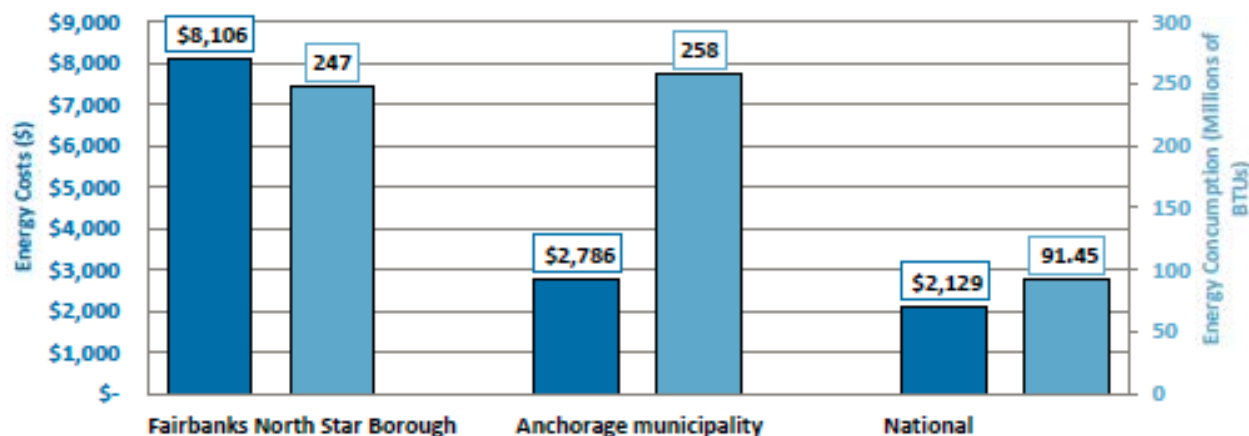
“Wonderful job beautifying and decorating the central areas, developing the fitness trail course and the central park/playground, and adding the sidewalk along the frontage road.”

-community survey respondent

Energy

Interior Alaska has struggled with a lack of affordable energy options for decades. Energy costs are especially high during winter, when temperatures can reach well below 0°F. While average home energy consumption in the Fairbanks North Star Borough (FNSB) is less than Anchorage, energy costs are almost 2.9 times more (See Figure 40). According to the Alaska Housing Finance Corporation (AHFC) 2014 Alaska Housing Assessment, the average annual energy cost for homes in the FNSB is \$8,110. Energy has been a top legislative priority for the City of North Pole for the past two years.

Figure 40: Average Annual Home Energy Cost and Use for FNSB, Anchorage and Nationwide



Source: AHFC 2014 Alaska Housing Assessment

Due to the unique combination of weather conditions, geography and home heating types in the FNSB, the region also faces challenges related to air quality and high concentrations of particulate matter in the air. For additional information regarding air quality, please see the *Environmental Health* Section.

North Pole is home to a refinery owned by Petro Star, a subsidiary of Arctic Slope Regional Corporation. The refinery produces heating fuel, kerosene, diesel and jet fuel, and is moving forward with the construction of a \$20 million asphalt plant at its North Pole Refinery, with plans to be fully operational in summer 2016. A larger refinery in North Pole owned by Flint Hills Resources closed in 2014 and is now serving as a simple fuel terminal.

The State of Alaska initiated the Interior Energy Project to combat high energy costs and air quality challenges. The Interior Energy Project is a partnership between the Alaska Industrial Development and Export Authority (AIDEA), the Alaska Energy Authority and other state departments. The Interior Energy Project provides the financial tools and resources to address poor air quality and high energy costs by bringing natural gas to Interior Alaska. In order to support the effort on a local level, the FNSB established the Interior Gas Utility (IGU) in 2012. IGU is a public utility, with the primary objective “to provide low cost, clean burning, natural gas to the largest number of customers in the FNSB as soon as possible.”

“If natural gas is a cheaper alternative to fuel, it will be a great investment for North Pole’s future.”

-community survey respondent

In summer 2015, the Interior Gas Utility started phase one of a six-phase natural gas distribution system build-out in the North Pole area. This means North Pole will be the first in the interior to receive natural gas as a result of the project. In March 2016, AIDEA and IGU selected Salix as the natural gas supplier to bring

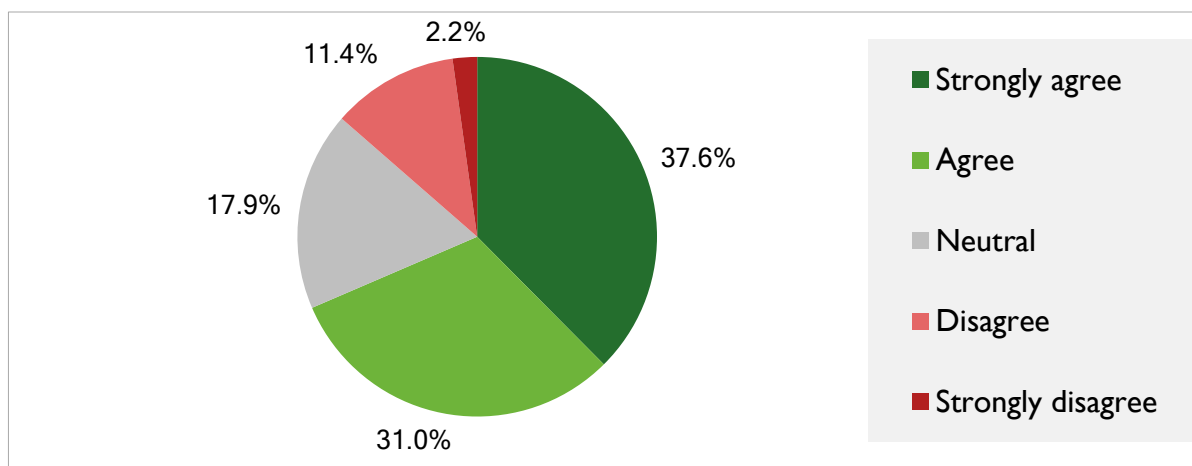
natural gas to the interior. IGU is hoping to achieve a cost equivalent to or less than \$15 per thousand cubic feet, which is equivalent to \$2.00 per gallon heating oil¹¹. However, residents have expressed concerns over whether prices will be competitive and whether enough homes will convert to natural gas for the project to be feasible. To complicate matters, in December 2015 Golden Valley Electric Association reduced their estimates for natural gas in favor of naphtha oil from Petro Star, which introduces additional demand and price uncertainty into the project. In addition, the significant drop in oil prices during the second half of 2015 means there is less demand for a fuel alternative such as natural gas. If low oil prices continue, efforts to bring natural gas to Interior Alaska will likely remain a lower priority.

In the community survey, residents were asked whether or not they agreed the cost of energy is a barrier to living in North Pole. Results to the question are shown in Figure 41. About 69 percent of residents said they agree or strongly agree the cost of energy is a barrier to living in North Pole. Many participants who answered neutral or disagree feel that while energy costs are a barrier to living in Interior Alaska, the community of North Pole does not face comparatively higher energy costs than its other regional neighbors such as Fairbanks. The survey was open July – November 2015; in the months since then, fuel costs throughout Alaska have declined dramatically and the demand for immediate action to reduce energy costs has declined. In the long term, however, more affordable and reliable energy sources will need to be identified in Interior Alaska.

“Energy costs are high throughout Alaska, not just here.”
-community survey respondent

Figure 41: Survey Responses to the Question,

"Please indicate your level of agreement with this statement: 'The cost of energy is a barrier to living in North Pole.'"



¹¹ Interior Gas Utility. <http://www.interiorgas.com/>

Environmental Health

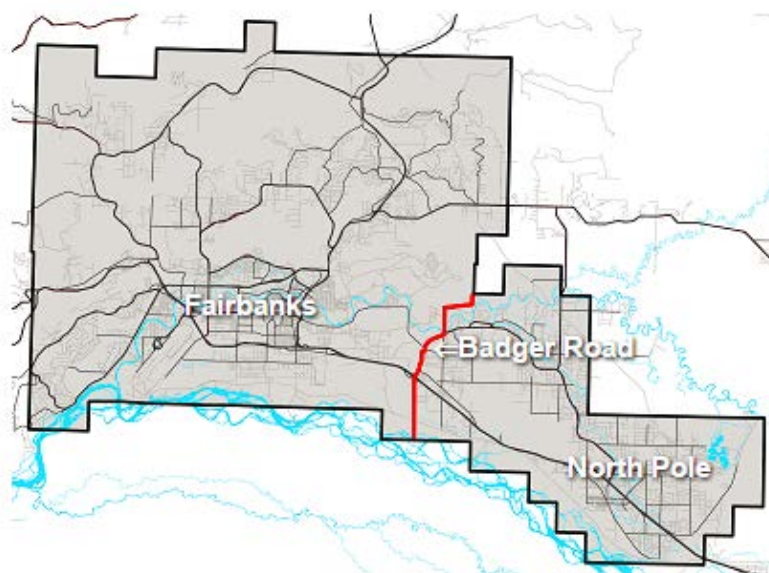
The City of North Pole is surrounded by scenic landscapes, with reliable access to open space and recreation. However, the community is facing two serious environmental health concerns, one related to air quality and the other related to water quality.

Air Quality

The entire Fairbanks North Star Borough has high rates of a pollutant called “particulate matter” or PM_{2.5}. Particulate matter of this size can pass into the lungs, causing a variety of health problems and related economic and social costs. For a summary of health impacts caused by PM_{2.5}, please refer to Appendix F. The Fairbanks North Star Borough was designated as a nonattainment area for PM_{2.5} in December 2009.¹² According to a 2012 study commissioned by the FNSB, an estimated 60-80 percent of PM_{2.5} in the FNSB during winter originates from wood smoke, most likely residential wood combustion.¹³ Preliminary monitoring results in parts of North Pole indicate levels of PM_{2.5} may be even higher in North Pole than Fairbanks. However, many residents say the current monitoring location is in a particularly cold and polluted area and is not representative of the air in the greater North Pole area. As a result, North Pole residents would like to see additional monitoring at other sites throughout the city in order to better understand the air quality situation in North Pole.

The Alaska Department of Environmental Conservation (ADEC) worked with the Environmental Protection Agency (EPA) and the FNSB to identify strategies to reduce PM_{2.5}, including regulations targeting open burning, wood-fired heating device visible emission standards, solid fuel-fired heating device fuels, wood-fired heating device standards, and PM_{2.5} air episode and advisories. The FNSB also initiated an education program, stove change-out program and other measures to address air quality. Unfortunately, the lack of an affordable alternate energy source for many FNSB residents is a significant barrier to substantially reducing PM_{2.5}. As discussed in the *Energy* section, plans to bring natural gas to Interior Alaska will play a significant role in bringing PM_{2.5} down to allowable levels.

Figure 42: Map of Proposed Nonattainment Area Boundaries



Source: Alaska Department of Environmental Conservation, Division of Air Quality

¹² Alaska Department of Environmental Conservation, Division of Air Quality. “Air Non-Point Mobile Source: PM_{2.5} – Fairbanks.” http://dec.alaska.gov/air/anpms/pm/pm2-5_fbks.htm

¹³ Source Apportionment of PM_{2.5} in a Subarctic Airshed - Fairbanks, Alaska, Aerosol and Air Quality Research, 12: 536–543, 2012 as cited in FNSB’s Air Quality Comprehensive Plan

In November 2015, the State of Alaska submitted a proposal to EPA to consider dividing the current non-attainment area into two non-attainment areas. The line would be drawn along Badger Road (see the proposed divide in Figure 42). According to the ADEC press release and a letter to the EPA, the two areas experience differences in pollution sources, air quality readings and residential activity patterns, and would benefit from customized approaches to address the unique situation in each area. The western area (Fairbanks) has seen a downward trend in concentrations since 2010. However, the eastern area (including the City of North Pole) will likely experience more challenges in addressing air quality, as stated in the ADEC's request to EPA: "...Information indicates that Fairbanks is on a short-term path towards attainment of the 24-hour PM2.5 standard, while North Pole has a challenging, difficult path to attainment. Because of the differences in air quality trends and factors affecting those trends, Alaska requests a change in the existing nonattainment boundary."

"For many residents, changing out an old inefficient wood stove for a new more efficient one will mean significant savings in the cost of wood to heat their homes. And by meeting federal clean air standards as quickly as possible, the harmful impacts of federal sanctions will be avoided."

-FNSB 2015 Air Quality Comprehensive Plan

In March 2016, the FNSB announced its decision to discontinue its efforts to manage air quality in the area as a part of a larger effort to trim down administrative costs. Since air quality testing in the area is currently required by EPA, the State of Alaska will take over the monitoring responsibilities.

Water Quality

North Pole and the surrounding area face numerous challenges with water quality. While the City of North Pole has piped infrastructure with quality water and metered water service, many private residential wells in the area have contamination issues including septic problems, elevated iron levels and chemical contamination from fire retardants and industrial solvent.

In particular, the industrial solvent sulfolane is a concern in the community. Sulfolane was discovered in 2009 in drinking water wells near the North Pole Refinery, which is owned by Flint Hills Resources Alaska. According to the Alaska Department of Environmental Conservation (ADEC) Division of Spill Prevention and Response, the sulfolane plume is approximately 2 miles wide, 3.5 miles long and over 300 feet deep, making it the largest in the state.¹⁴ Many of the contaminated sites are outside the City of North Pole boundaries. The plume has been migrating slowly to the north-northwest, and is being tracked by Flint Hills Refinery through periodic groundwater sampling throughout the area. Currently very little is known about the long-term impacts of sulfolane on human health. Per ADEC's request, the National Toxicology Program is conducting research on the long-term impacts of sulfolane exposure, with results forecast to be available in Spring/Summer 2017. Clean-up plans have been delayed pending the results of the research study because the clean-up and remediation plans will need to identify an appropriate and acceptable cleanup level for long-term exposure. Flint Hills Refinery has been implementing a variety of steps as a part of an Onsite Cleanup Plan for the refinery to remove soil contamination, improve groundwater treatment systems and bolster fuel storage. In the interim, Flint Hills Refinery is providing affected residents with alternate drinking water supplies. This amounts to approximately 1,500 people, including those within a buffer zone just beyond the current plume. The City of North Pole is currently pursuing a lawsuit against the Flint Hills Refinery, which

¹⁴ Alaska Department of Environmental Conservation, Division of Spill Prevention and Response, Contaminated Sites Program. North Pole Refinery Project Page. <https://dec.alaska.gov/spar/csp/sites/north-pole-refinery/index.htm> Updated August 31, 2015.

includes seeking capital funding to cover the cost of extending the current city water infrastructure to contaminated residential areas as well as restitution for past and future damages and clean-up costs.

Given the challenge associated with large-scale cleanup of groundwater, the city is recommending expansion of the municipal water system to all properties within city boundaries and is also investigating the possibility of extending water service to properties located within the sulfolane plume but outside of city boundaries. The city would likely only pursue this option if capital funding costs are covered for the expansion, which would be the case if the city wins the lawsuit against Flint Hills Refinery. In 2014, the City of North Pole sent out a survey to all property owners affected by the sulfolane plume, and those on the immediate boundary of the plume. Figure 43 shows a screenshot of the survey. Of the 780 surveys sent out, 193 surveys were returned. When asked if residents would be interested in piped water, 52 percent of respondents said yes, 25 percent said no and 23 percent were unsure. Respondents who were interested or maybe interested in piped water were asked a follow-up question of whether they would prefer annexation and municipal water or a private operator. Of the 129 who answered that question, 48 percent said they would prefer annexation and a municipally-operated system while 52 percent said they would prefer to receive water service from a private company.

Moose Creek, a community to the southeast of North Pole, is also impacted by contaminated groundwater. As of May 2016, between 160 and 175 homes in the area tested positive for elevated levels of perfluorooctane sulfonate (PFOS) and perfluorooctanoic acid (PFOA), man-made chemical compounds with the potential for adverse health effects.¹⁵ PFOS and PFOA were formerly used in firefighting foam at Eielson Air Force Base (EAFB) and at a firefighter training center in South Fairbanks; EAFB also has high concentration levels of the chemical on some areas of the base. EAFB currently provides water to Moose Creek residents impacted by the contamination. For more information about PFOS and PFOA, visit EPA's Drinking Water Health Advisories page: <https://www.epa.gov/ground-water-and-drinking-water/drinking-water-health-advisories-pfoa-and-pfos>.

Figure 43: Water System Expansion into the Sulfolane Plume: Survey Questions

City of North Pole
Water system expansion into the sulfolane plume survey

1) Is your property/residence located in the groundwater contaminated sulfolane plume?

☐ Yes ☐ No ☐ Unsure

2) If you own property located above the sulfolane contaminated groundwater plume, do you think this has a negative effect on your property value?

☐ Yes ☐ No ☐ Unsure ☐ Do not own property in the plume

3) Are you interested in a piped water system to provide you with a long-term solution to sulfolane contaminated well water?

☐ Yes ☐ No ☐ Unsure

If you answered NO to #3 above, you are done with the survey, otherwise please continue.

4) If a piped water system were going to be provided to your property your preference would be:

☐ Annexation into the City of North Pole and receive water service from the City.

☐ Receive water service from a private company and not be annexed into the City of North Pole.

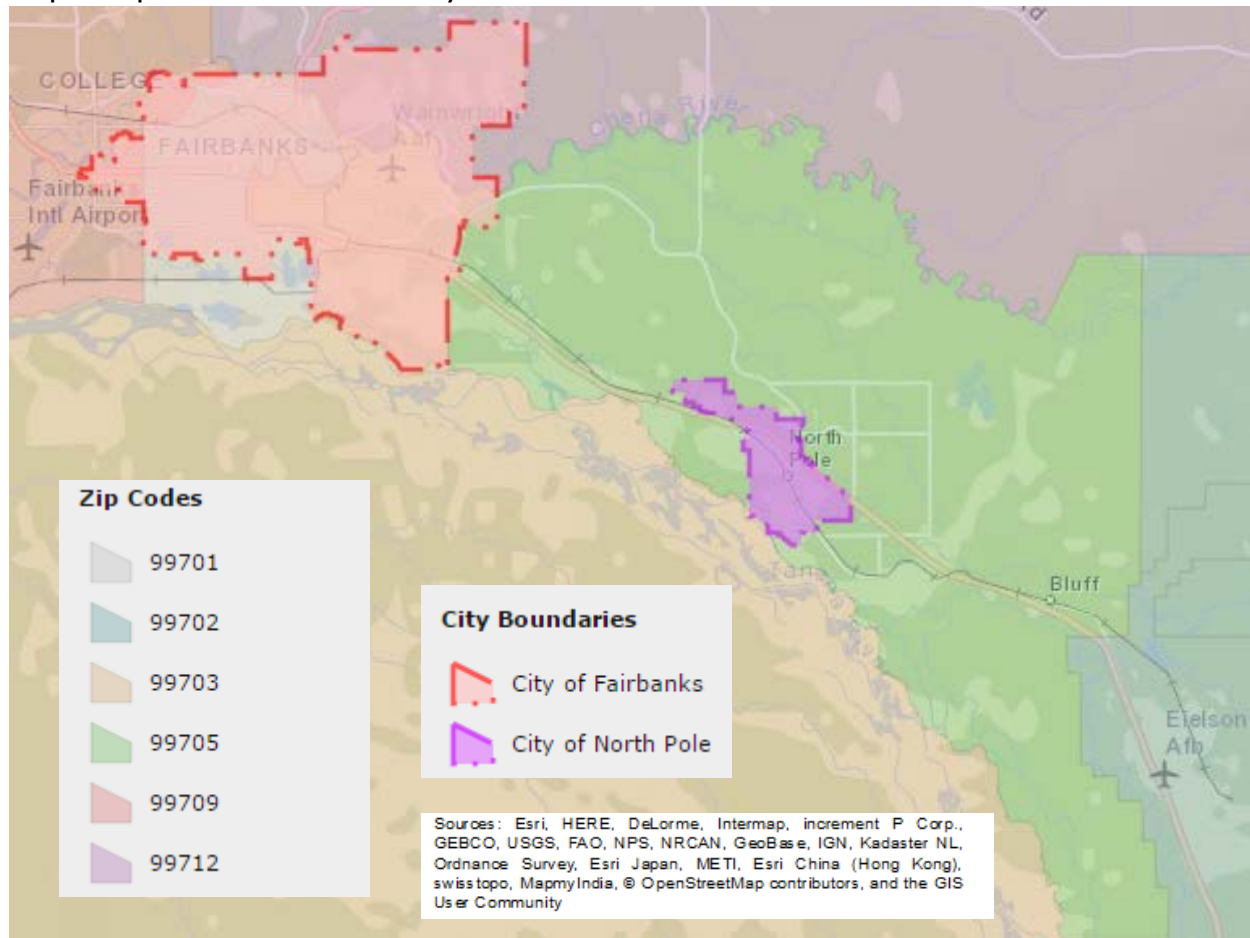
¹⁵ Fairbanks Daily News-Miner article by Sam Friedman. "More homes affected by foam pollution at Eielson." Published May 19, 2016.

Appendix A: Abbreviations

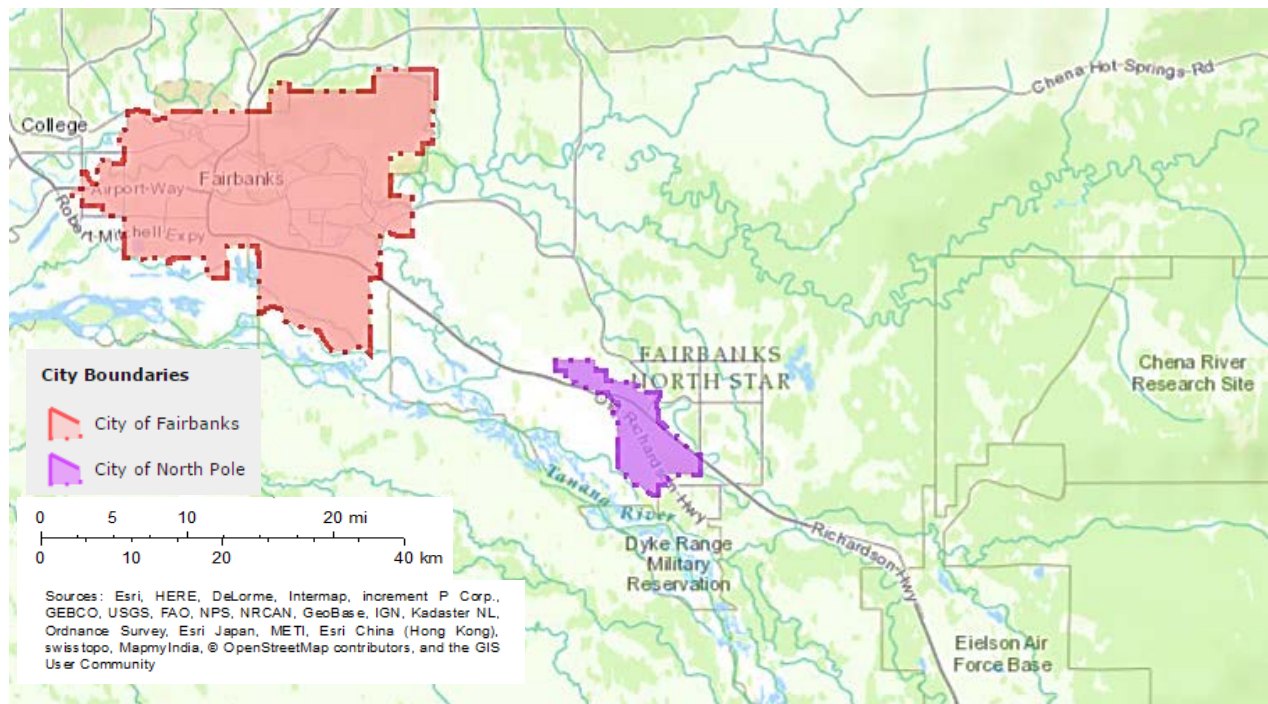
ADEC	Alaska Department of Environmental Conservation
ADOTPF	Alaska Department of Transportation and Public Facilities
AIDEA	Alaska Industrial Development and Export Authority
AHFC	Alaska Housing Finance Corporation
AKRR	Alaska Railroad
CAGR	Compound Annual Growth Rates
CBD	Central Business District
DCCED	Alaska Department of Commerce, Community, and Economic Development
DEC	Alaska Department of Environmental Conservation
DMV	Department of Motor Vehicles
EAFB	Eielson Air Force Base
EDD	Economic Development District
EIS	Environmental Impact Statement
EPA	Environmental Protection Agency
FEDC	Fairbanks Economic Development Corporation
FMATS	Fairbanks Metropolitan Area Transportation System
FNSB	Fairbanks North Star Borough
FNSBSD	Fairbanks North Star Borough School District
FTE	Full Time Equivalent
HMA	Housing Market Area
IGU	Interior Gas Utility
ISO	Insurance Service Office
LBC	Local Boundary Commission
NPEDC	North Pole Economic Development Corporation
PM _{2.5}	Particulate Matter (less than 2.5 micrometers in diameter)
PTSA	Parent-Teacher-Student Association
RPF	Permanent Fund Dividend
STIP	Alaska Statewide Transportation Improvement Program
TAPS	Trans-Alaska Pipeline System
UAF	University of Fairbanks

Appendix B: North Pole Area Maps

Map of Zip Codes around the City of North Pole



North Pole Area Map



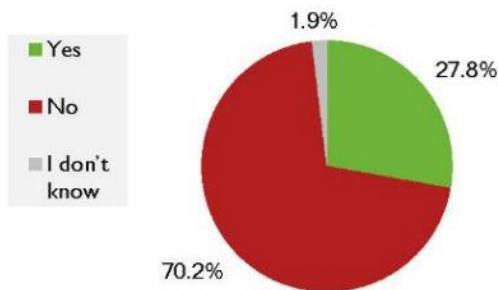
Appendix C: Relevant Plans and Resources

Title	Organization(s)	Date
Fairbanks North Star Borough Comprehensive Economic Development Strategy	Fairbanks North Star Borough	2016
Fairbanks North Star Borough Housing Needs Assessment	Fairbanks Economic Development Corporation	2015
Community Research Quarterly	Fairbanks North Star Borough Community Research Center	2015
F-35A Operational Bed down – Pacific Draft Environmental Impact Statement	U.S. Air Force	2015
Air Quality Comprehensive Plan	Fairbanks North Star Borough	2015
Request to Divide the Fairbanks Nonattainment Area	Alaska Department of Environmental Conservation	2015
Class of 2014: Results of the Senior Survey and Postsecondary Enrollment Data	North Star Borough School District	2015
Fairbanks Metropolitan Area Transportation Plan: “A Roadmap to 2040”	Fairbanks Metropolitan Area Transportation System	2015
Interior Gas Utility Newsletters and Web Publications	Interior Gas Utility	2014-2015
Various reports and documents on the Contaminated Sites Program: North Pole Refinery project webpage	Alaska Department of Environmental Conservation, Division of Spill Prevention and Response	2014-2015
Various reports and documents on the Air Non-point Mobile Source: PM2.5 Fairbanks webpage	Alaska Department of Environmental Conservation, Division of Air Quality	2014-2015
North Pole Radius Study	North Pole Economic Development Corporation	2014
2014 Alaska Housing Assessment	Alaska Housing Finance Corporation	2014
Geographic Allocation of Household and Commercial Acre Growth within the FMATS Travel Demand Model Area	Fairbanks North Star Borough in consultation with the Alaska Department of Transportation and Public Facilities and Kittelson and Associates	2014
Healthy Alaskans 2020 Community of Interest Health Priorities	State of Alaska Department of Health and Social Services and the Alaska Native Tribal Health Consortium	2013
FMATS Non-Motorized Transportation Plan	Fairbanks Metropolitan Area Transportation System	2012
North Pole Middle School Safe Routes to School: Walk Zone Inventory Report and Engineering Recommendations	Fairbanks Metropolitan Area Transportation System	2012

Title	Organization(s)	Date
North Pole Elementary School Safe Routes to School: Walk Zone Inventory Report and Engineering Recommendations	Fairbanks Metropolitan Area Transportation System	2012
Eielson Air Force Base and its Impact on Interior Alaska	Fairbanks Economic Development Corporation	2010
Climate Change Task Force Preliminary Vulnerability Assessment Report	Interior Issues Council	2010
North Pole Land Use Plan	Fairbanks North Star Borough	2010
The Historic Preservation Plan: A Guide to Preservation Management	Commission on Historic Preservation, The City of Fairbanks and The Fairbanks North Star Borough	2007
Fairbanks North Star Borough Joint Land Use Study	Fairbanks North Star Borough with the United States Army – Fort Wainwright and the United States Air Force – Eielson Air Force Base	2006
Comprehensive Recreational Trail Plan	Fairbanks North Star Borough	2006
Fairbanks North Star Borough Regional Comprehensive Plan	Fairbanks North Star Borough	2005

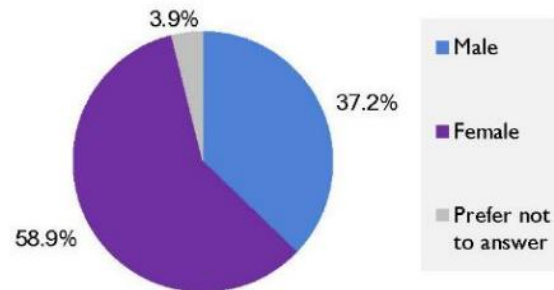
Appendix D: Overview of North Pole Community Survey Respondent Demographics (311 total respondents)

Do you live within the North Pole city limits?*

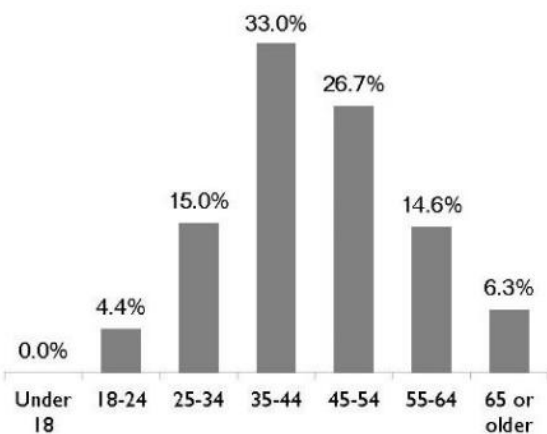


*Note: the survey included a map depicting the city limits

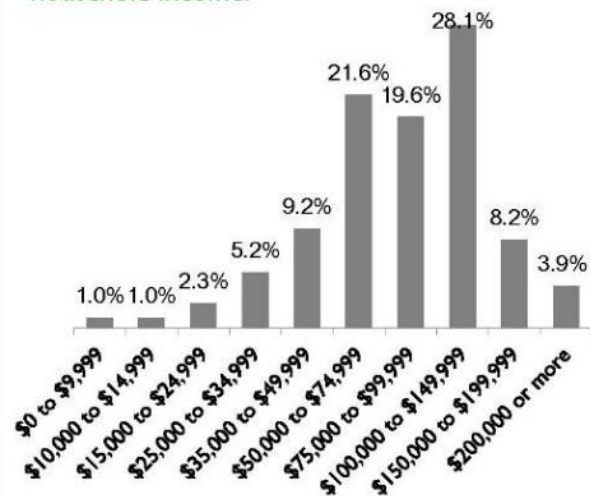
What is your gender?



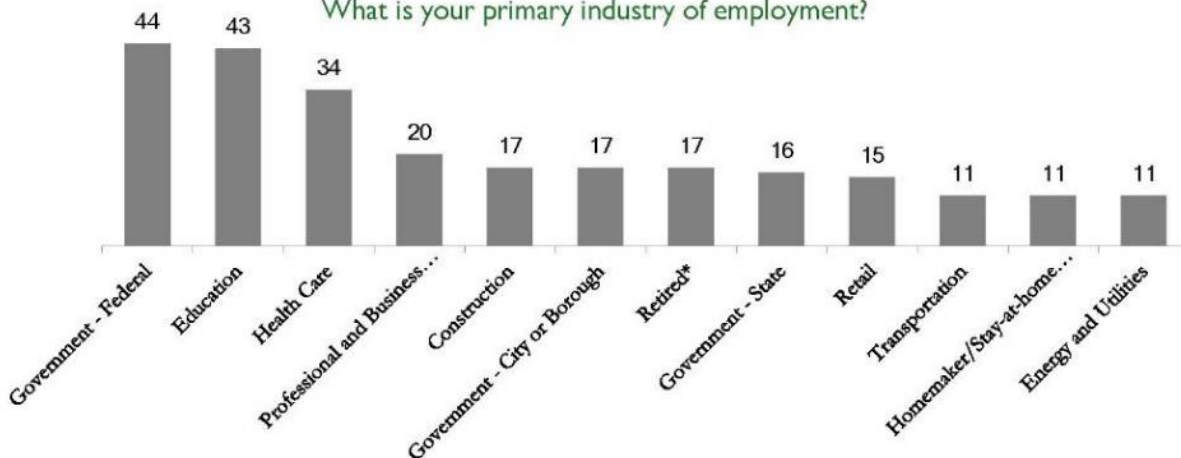
How old are you?



Which category best reflects your total household income?



What is your primary industry of employment?



Note: categories with an *asterisk were added due to high recurrence in the "other" category

Appendix E: North Pole Land Use Plan

[insert PDF from here: ..\02.Background Info\Land Use + Environment\NPLandUsePlan_2010.pdf]

Appendix F: Summary of Health Impacts of PM_{2.5}

Health Effects of PM_{2.5}

In August 2015, the Fairbanks North Star Borough released a draft Air Quality Comprehensive Plan. The plan outlines the need for reducing PM_{2.5}, the challenges of reductions, the consequences for not reducing emissions and a variety of possible actions for reducing the levels of PM_{2.5} pollutants. The document includes the following description of the health effects of PM_{2.5}:

Wood smoke is especially harmful to children, pregnant women, the elderly, and people with lung and heart disease.¹⁰ Wood smoke is a mixture of solids, gases, and liquids. Much like cigarette smoke, wood smoke contains hundreds of air pollutants that can cause cancer and other health problems. The particles in smoke are tiny bits of solids and liquids made of incompletely burned wood from incomplete combustion, i.e., burning. When you breathe air with wood smoke in it, you inhale the fine particles deeply into your lungs. The particles contain toxic substances that can remain in your lungs for months, causing changes that lead to diseases and structural damage. These tiny particles are so small that they get past the respiratory tract's defenses and reach the deepest areas of the lungs (the alveoli, which are tiny air sacs where oxygen enters the blood stream).

...Breathing wood smoke can have short- and long-term effects. Some of the short term effects may be: irritated eyes, throat, sinuses, and lungs; headaches; reduced lung function, especially in children; lung inflammation or swelling; increased risk of lower respiratory diseases; more severe or frequent symptoms from existing lung diseases (such as asthma, emphysema, pneumonia, and bronchitis), and risk of heart attack and stroke. Some other long-term effects can be: chronic lung disease including chronic bronchitis and emphysema (COPD); chemical and structural changes in lungs and cancer.¹²

... From ADHSS we know there is a correlation between PM_{2.5} spikes and hospital admission rates. On January 29, 2015, a representative of the Fairbanks Memorial Hospital testified to the FNSB Assembly that, between 2009 and 2014, there was a positive correlation between increased levels of PM_{2.5} and emergency room visits.²¹

Sources:

¹⁰ Affidavit of Dr. Ali Hamade in Case No. 4FA-13-01205CI, State of Alaska v. Straughn, January 22, 2013

¹² Affidavit of Dr. Ali Hamade in Case No. 4FA-13-01205CI, State of Alaska v. Straughn, January 22, 2013

²¹ Testimony of Shawn X. Zhan to FNSB Assembly, January 29, 2015.

Appendix G: Preliminary Community Survey

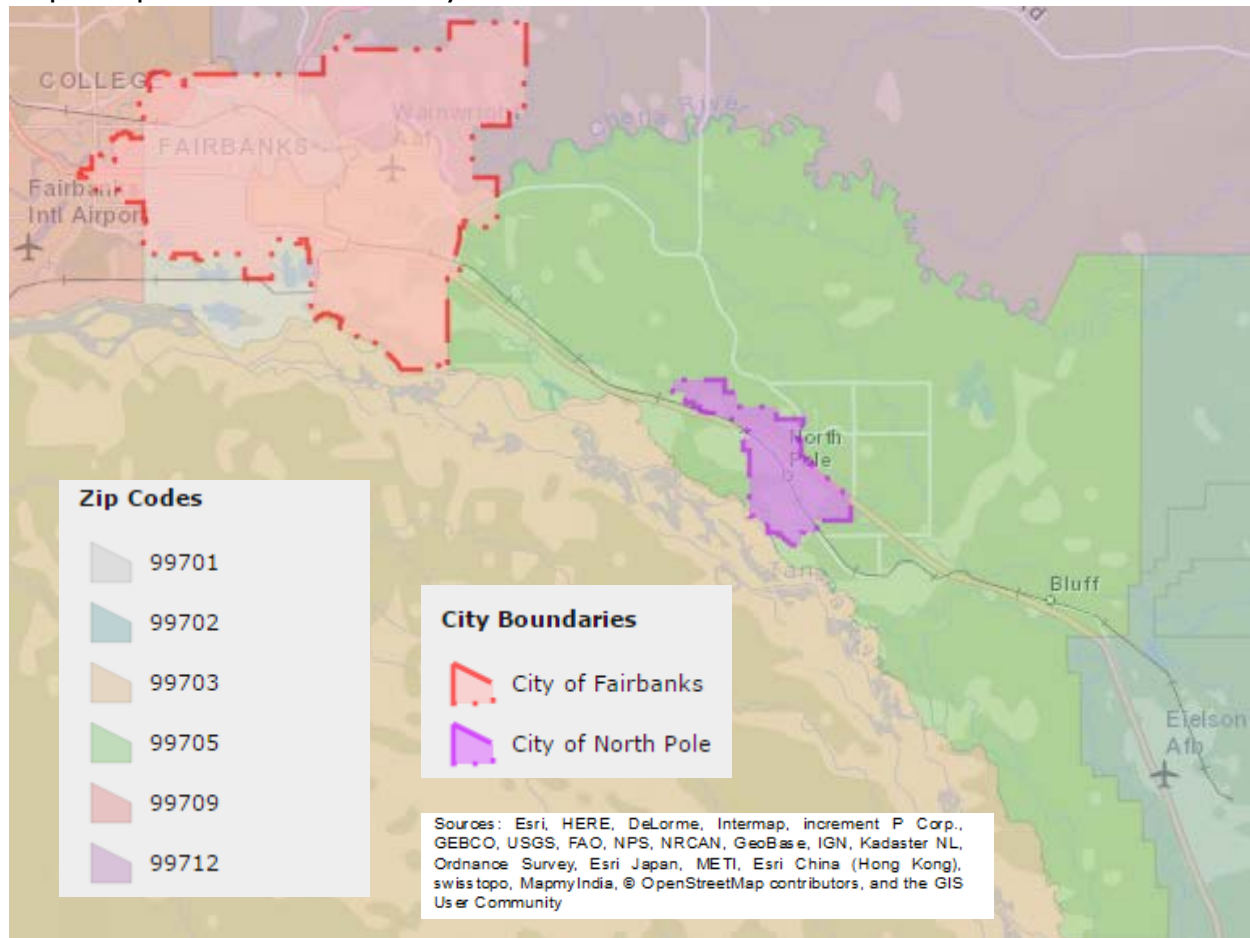
Appendix H: Prioritization Survey

Appendix A: Abbreviations

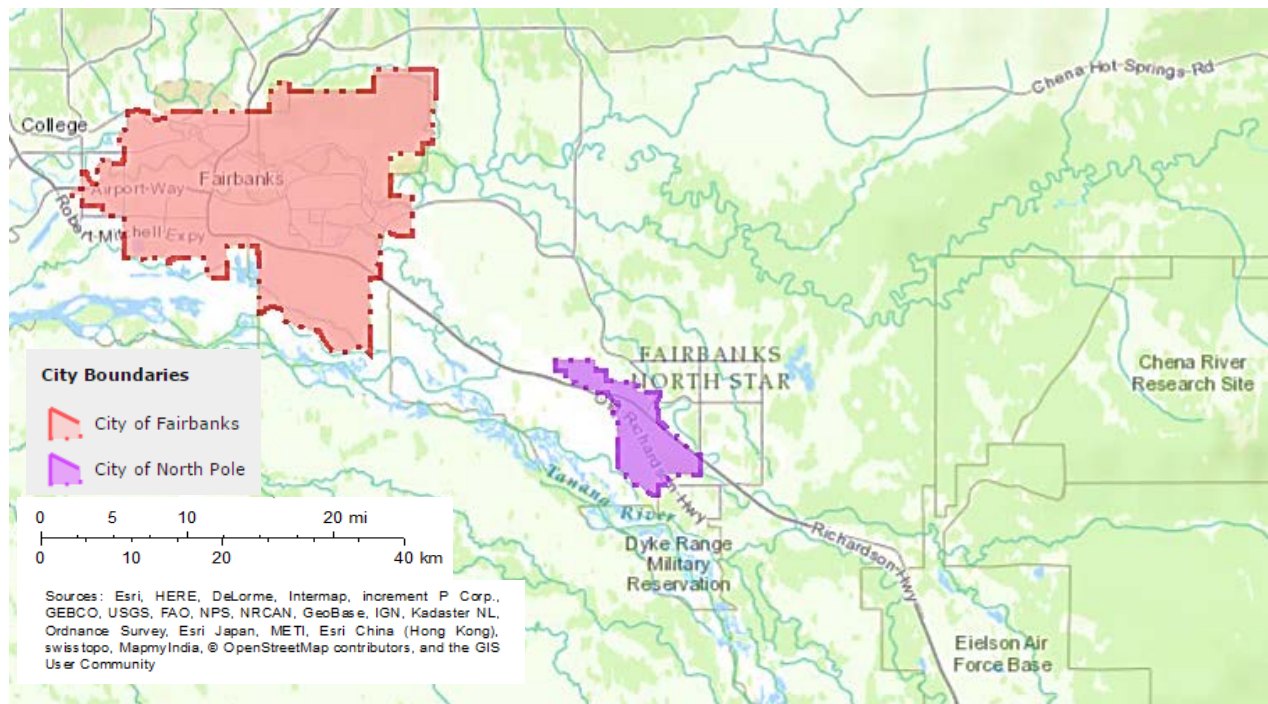
ADEC	Alaska Department of Environmental Conservation
ADOTPF	Alaska Department of Transportation and Public Facilities
AIDEA	Alaska Industrial Development and Export Authority
AHFC	Alaska Housing Finance Corporation
AKRR	Alaska Railroad
CAGR	Compound Annual Growth Rates
CBD	Central Business District
DCCED	Alaska Department of Commerce, Community, and Economic Development
DEC	Alaska Department of Environmental Conservation
DMV	Department of Motor Vehicles
EAFB	Eielson Air Force Base
EDD	Economic Development District
EIS	Environmental Impact Statement
EPA	Environmental Protection Agency
FEDC	Fairbanks Economic Development Corporation
FMATS	Fairbanks Metropolitan Area Transportation System
FNSB	Fairbanks North Star Borough
FNSBSD	Fairbanks North Star Borough School District
FTE	Full Time Equivalent
HMA	Housing Market Area
IGU	Interior Gas Utility
ISO	Insurance Service Office
LBC	Local Boundary Commission
NPEDC	North Pole Economic Development Corporation
PM _{2.5}	Particulate Matter (less than 2.5 micrometers in diameter)
PTSA	Parent-Teacher-Student Association
RPF	Permanent Fund Dividend
STIP	Alaska Statewide Transportation Improvement Program
TAPS	Trans-Alaska Pipeline System
UAF	University of Fairbanks

Appendix B: North Pole Area Maps

Map of Zip Codes around the City of North Pole



North Pole Area Map



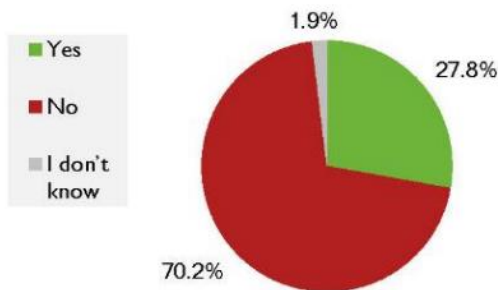
Appendix C: Relevant Plans and Resources

Title	Organization(s)	Date
Fairbanks North Star Borough Comprehensive Economic Development Strategy	Fairbanks North Star Borough	2016
Fairbanks North Star Borough Housing Needs Assessment	Fairbanks Economic Development Corporation	2015
Community Research Quarterly	Fairbanks North Star Borough Community Research Center	2015
F-35A Operational Bed down – Pacific Draft Environmental Impact Statement	U.S. Air Force	2015
Air Quality Comprehensive Plan	Fairbanks North Star Borough	2015
Request to Divide the Fairbanks Nonattainment Area	Alaska Department of Environmental Conservation	2015
Class of 2014: Results of the Senior Survey and Postsecondary Enrollment Data	North Star Borough School District	2015
Fairbanks Metropolitan Area Transportation Plan: “A Roadmap to 2040”	Fairbanks Metropolitan Area Transportation System	2015
Interior Gas Utility Newsletters and Web Publications	Interior Gas Utility	2014-2015
Various reports and documents on the Contaminated Sites Program: North Pole Refinery project webpage	Alaska Department of Environmental Conservation, Division of Spill Prevention and Response	2014-2015
Various reports and documents on the Air Non-point Mobile Source: PM2.5 Fairbanks webpage	Alaska Department of Environmental Conservation, Division of Air Quality	2014-2015
North Pole Radius Study	North Pole Economic Development Corporation	2014
2014 Alaska Housing Assessment	Alaska Housing Finance Corporation	2014
Geographic Allocation of Household and Commercial Acre Growth within the FMATS Travel Demand Model Area	Fairbanks North Star Borough in consultation with the Alaska Department of Transportation and Public Facilities and Kittelson and Associates	2014
Healthy Alaskans 2020 Community of Interest Health Priorities	State of Alaska Department of Health and Social Services and the Alaska Native Tribal Health Consortium	2013
FMATS Non-Motorized Transportation Plan	Fairbanks Metropolitan Area Transportation System	2012
North Pole Middle School Safe Routes to School: Walk Zone Inventory Report and Engineering Recommendations	Fairbanks Metropolitan Area Transportation System	2012

Title	Organization(s)	Date
North Pole Elementary School Safe Routes to School: Walk Zone Inventory Report and Engineering Recommendations	Fairbanks Metropolitan Area Transportation System	2012
Eielson Air Force Base and its Impact on Interior Alaska	Fairbanks Economic Development Corporation	2010
Climate Change Task Force Preliminary Vulnerability Assessment Report	Interior Issues Council	2010
North Pole Land Use Plan	Fairbanks North Star Borough	2010
The Historic Preservation Plan: A Guide to Preservation Management	Commission on Historic Preservation, The City of Fairbanks and The Fairbanks North Star Borough	2007
Fairbanks North Star Borough Joint Land Use Study	Fairbanks North Star Borough with the United States Army – Fort Wainwright and the United States Air Force – Eielson Air Force Base	2006
Comprehensive Recreational Trail Plan	Fairbanks North Star Borough	2006
Fairbanks North Star Borough Regional Comprehensive Plan	Fairbanks North Star Borough	2005

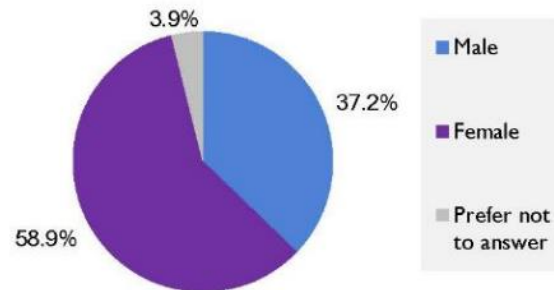
Appendix D: Overview of North Pole Community Survey Respondent Demographics (311 total respondents)

Do you live within the North Pole city limits?*

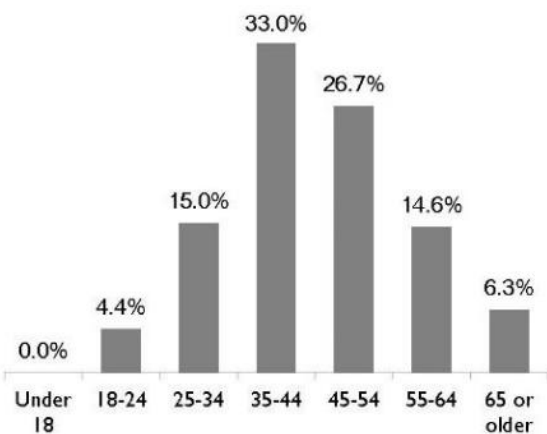


*Note: the survey included a map depicting the city limits

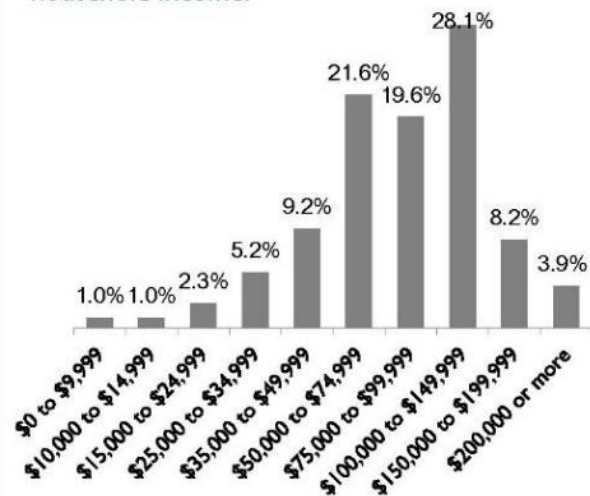
What is your gender?



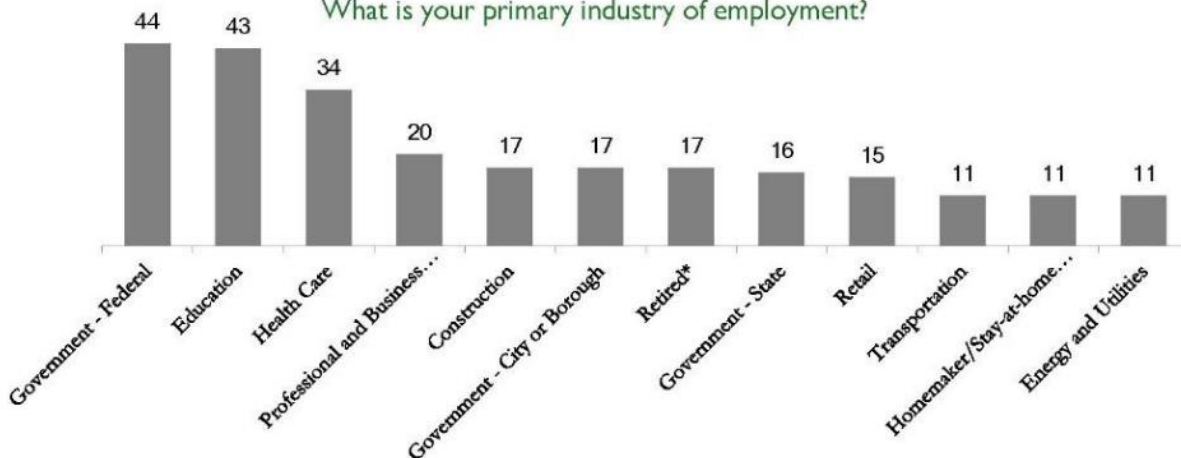
How old are you?



Which category best reflects your total household income?




What is your primary industry of employment?



Note: categories with an *asterisk were added due to high recurrence in the "other" category

Appendix E: North Pole Land Use Plan

NORTH POLE LAND USE PLAN



Adopted January 28, 2010

NORTH POLE LAND USE PLAN INTRODUCTION

The Fairbanks North Star Borough Regional Comprehensive Plan adopted in 2005, is the guide for the Borough's response to future growth and change. The Plan recognizes that every community in the Borough is unique and recommends a specific land use plan be developed for each community.

From this directive, a North Pole Land Use Plan has been prepared that incorporates mixed land uses and sound transportation and pedestrian circulation as a basis for applying smart growth principles. The Plan also strives to represent the values of North Pole residents and the physical assets that make North Pole a great place to live. A North Pole Land Use Advisory Committee was instrumental in guiding the planning process and involving the North Pole public and business owners. The North Pole Land Use Plan is comprised of community goals, land use framework map, recommended implementation strategies, and proposed transportation, trails, pedestrian/bicycle and parks/ open space maps.

The primary component of the North Pole Land Use Plan is a land-use framework map which identifies a geographic representation of North Pole's preferred future land use scenario. The framework summarizes the community's desires of how development and preservation should occur in the future. The land categories provide direction to land owners, developers, government staff and elected officials as they consider a variety of land use decisions. Public and private development investment, preservation activities, infrastructure and regulatory decisions will move North Pole toward the 'desired future condition' shown on the land-use framework.

In some instances, the land-use framework show land categories that differ from an existing or proposed use on a property. The land categories do not regulate land use and are intended to only provide direction when considering future land use decisions. All structures and land use need only comply with current zoning regulations on the property. The North Pole Land Use Plan will not have any effect on a landowner's ability to sell their property. It additionally will not stop anyone from developing property under what the existing zoning allows.

Once the North Pole Land Use Plan is adopted by the Borough Assembly it will become an element of the Regional Comprehensive Plan and the land-use framework will replace the existing land use plan map for the City of North Pole. The Plan, directed by the implementation strategies, will then be used in conjunction with the Goals, Strategies and Actions of the FNSB Regional Comprehensive Plan.

Legal Impact of the North Pole Land Use Plan

It is important to note that while the North Pole Land Use Plan will reflect the Borough's official policy for the North Pole area, it is not a zoning ordinance and does not codify any design standards. Specifically, it is the intent of the Assembly in adopting this Plan that the North Pole Land Use Plan may be modified in the course of implementation decisions and that it should not be interpreted as restricting the Assembly's ability to accommodate the actual development of the North Pole area and the changing needs of the community. It is a set of recommendations that should be considered in future land use determinations including requests for future zoning changes and development in the North Pole area

NORTH POLE LAND USE PLAN COMMUNITY GOALS

Over the past year, four public meetings were held in North Pole. From that public input the following community goals were developed by the North Pole Land Use Advisory Committee to serve as a guide for the plan. The goals are not prioritized.

- **PROMOTE LOCAL SERVING RETAIL**
- **CREATE SAFE PUBLIC-USE SPACES**
- **IMPROVE AND MAINTAIN PEDESTRIAN AND BIKE CIRCULATION**
- **PROMOTE THE NORTH POLE CITY THEME**
- **PROVIDE MORE PARKS AND RECREATIONAL TRAILS**
- **IMPROVE AND MAINTAIN TRANSIT SERVICES**
- **EXPAND AND MAINTAIN PUBLIC UTILITIES**
- **CREATE OPPORTUNITIES FOR NEW BUSINESSES, INDUSTRY AND REDEVELOPMENT**
- **IMPROVE AND MAINTAIN TRAFFIC CIRCULATION AND PARKING**
- **PROMOTE A HEALTHY AND SAFE COMMUNITY**
- **PROMOTE AND DEVELOP A MEDICAL FACILITY**
- **PROMOTE ACTIVITIES FOR FAMILIES, YOUTH AND SENIORS**
- **CREATE A MIXED-USE CORE AREA**
- **PROMOTE LOCAL HISTORY CULTURE AND THE ARTS**
- **DEVELOP QUALITY HOUSING WHILE PRESERVING FAMILY FRIENDLY
NEIGHBORHOODS**
- **STRIVE TO IMPROVE AIR AND WATER QUALITY**
- **PROMOTE AN ATTRACTIVE COMMUNITY**
- **PROMOTE NORTH POLE AS A DESTINATION**
- **EXPAND POST SECONDARY EDUCATIONAL OPPORTUNITIES**

NORTH POLE LAND USE PLAN

LAND-USE FRAMEWORK / LAND CATEGORIES

LOW DENSITY RESIDENTIAL – Area with single and two family structures with density ranges from 1 to 4 units per acre.

HIGH DENSITY RESIDENTIAL – Area with multi-family structures at densities of 5 or more units per acre.

COMMERCIAL – Area to provide for a full range of commercial and retail to serve area residents and visitors.

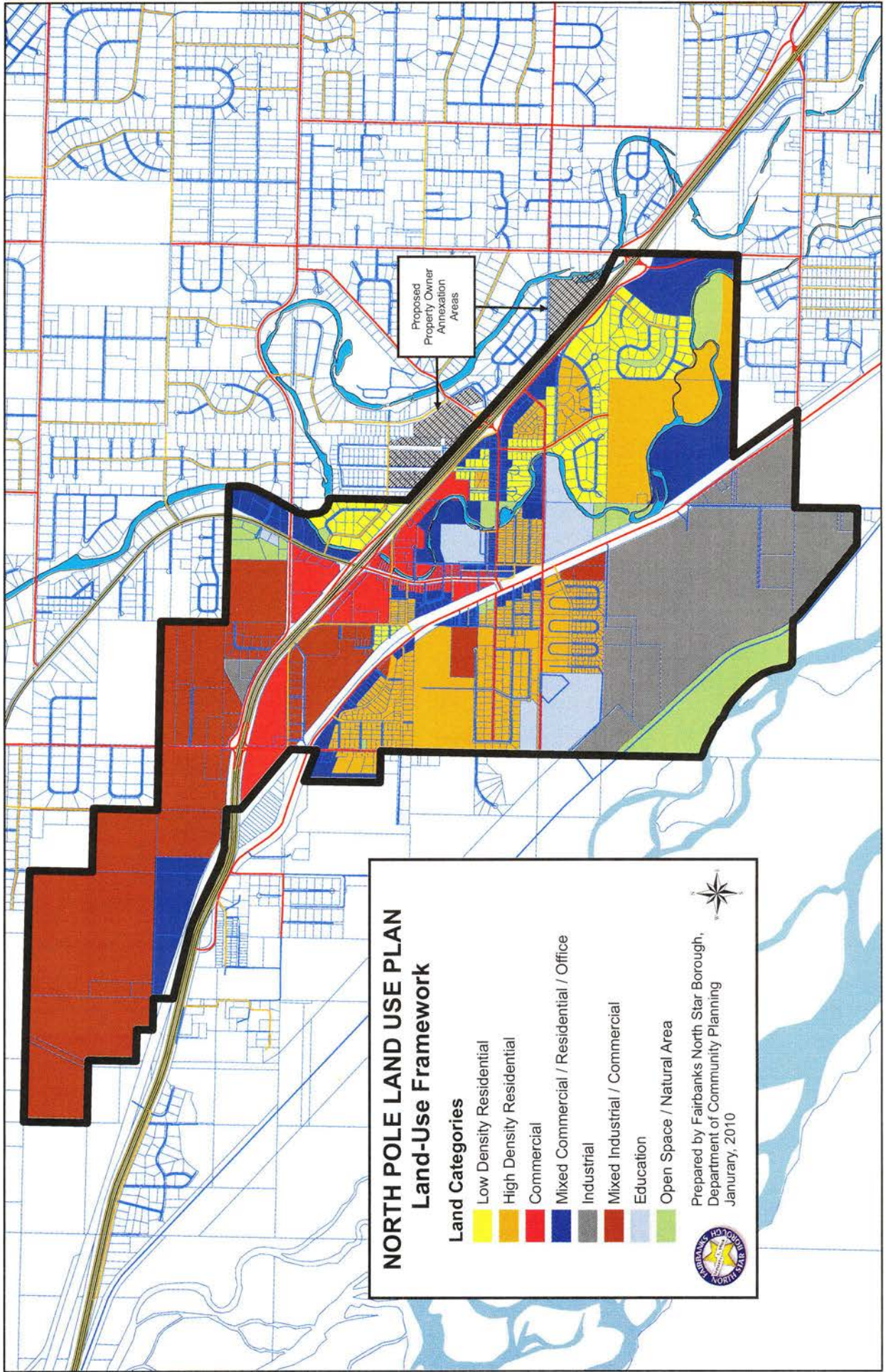
MIXED COMMERCIAL / RESIDENTIAL / OFFICE – Area to provide a combination of commercial, high density residential or office uses. Upper floor residential above retail or office uses is encouraged.

INDUSTRIAL – Area to provide for industrial activities such as manufacturing, processing and mineral extraction.

MIXED INDUSTRIAL / COMMERCIAL – Area to provide a variety of Business, Commercial, and Industrial Uses including office, general business, retail, and industrial used. New development may need buffering to minimize adverse impacts on surrounding land uses.

EDUCATION – Area to provide public and private school facilities, and Libraries.

OPEN SPACE / NATURAL AREA – Open space is an undeveloped area in a natural state, golf course, park, or cemetery, along a road that provides some visual relief from urbanization and public recreation. Open space may or may not be improved, but it does serve to interrupt more intense land uses. Natural area is an area left in natural state deemed not suitable for development. Natural areas may be minimally improved, i.e., to provide access to or through them, or to accommodate a trail, but basically they are left to their natural state.



NORTH POLE LAND USE PLAN

Land-Use Framework

Land Categories

- Low Density Residential
- High Density Residential
- Commercial
- Mixed Commercial / Residential / Office
- Industrial
- Mixed Industrial / Commercial
- Education
- Open Space / Natural Area



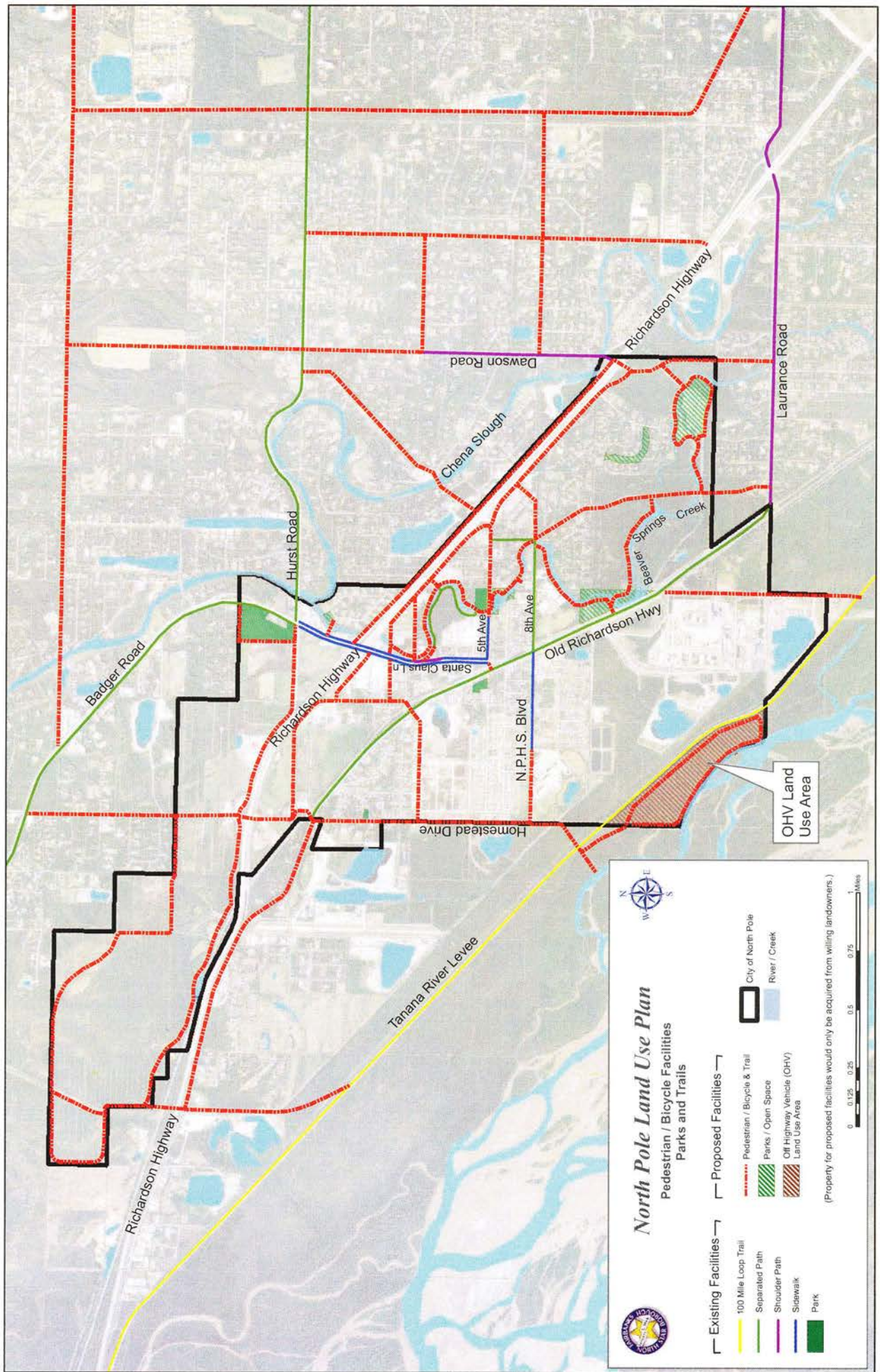
Prepared by Fairbanks North Star Borough,
Department of Community Planning
January, 2010

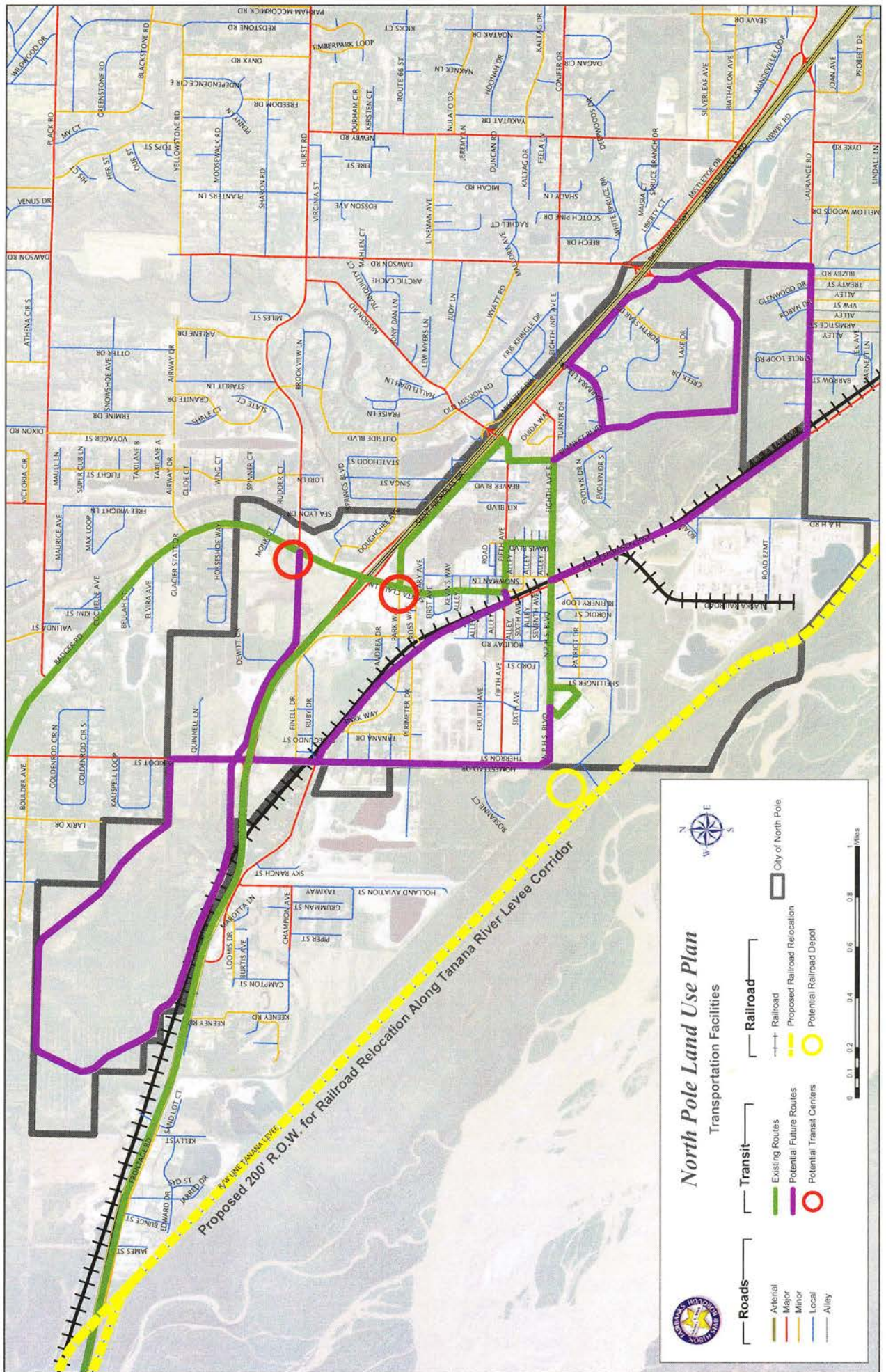


NORTH POLE LAND USE PLAN IMPLEMENTATION STRATEGIES

The following strategies would best be implemented by utilizing the North Pole Economic Development Corporation to investigate public and private funding opportunities, and to prioritize urban renewal development and other projects recommended in the Plan.

- Consider changes to Fairbanks North Star Borough Title 18 to include New Zoning Districts for the following Land Categories.
 - Mixed Commercial / Residential / Office
 - Mixed Commercial / Industrial
- Provide Safe, useable road crossings for all existing and proposed pedestrian, bicycle, and trail facilities in North Pole.
- Establish public recreational sites and trails along the Beaver Springs Creek corridor with the cooperation of the affected land owner's in the form of a land use agreement.
- Expand Water / Sewer Service throughout the City of North Pole.
- Provide Opportunity for Property Owner Initiated Annexation into the City of North Pole.
- Support Alaska Railroad Rail Line Relocation.
 - Provide 200 foot corridor along the Tanana River levee for rail line relocation through North Pole.
 - Encourage reversionary land title transfers as per the 1983 Alaska Railroad Transfer Act.
- Establish off-highway vehicle land use area to be located southwest of the Tanana River Levee / 200 foot railroad re-alignment corridor, to extend north to 9 mile.





Appendix F: Summary of Health Impacts of PM_{2.5}

Health Effects of PM_{2.5}

In August 2015, the Fairbanks North Star Borough released a draft Air Quality Comprehensive Plan. The plan outlines the need for reducing PM_{2.5}, the challenges of reductions, the consequences for not reducing emissions and a variety of possible actions for reducing the levels of PM_{2.5} pollutants. The document includes the following description of the health effects of PM_{2.5}:

Wood smoke is especially harmful to children, pregnant women, the elderly, and people with lung and heart disease.¹⁰ Wood smoke is a mixture of solids, gases, and liquids. Much like cigarette smoke, wood smoke contains hundreds of air pollutants that can cause cancer and other health problems. The particles in smoke are tiny bits of solids and liquids made of incompletely burned wood from incomplete combustion, i.e., burning. When you breathe air with wood smoke in it, you inhale the fine particles deeply into your lungs. The particles contain toxic substances that can remain in your lungs for months, causing changes that lead to diseases and structural damage. These tiny particles are so small that they get past the respiratory tract's defenses and reach the deepest areas of the lungs (the alveoli, which are tiny air sacs where oxygen enters the blood stream).

...Breathing wood smoke can have short- and long-term effects. Some of the short term effects may be: irritated eyes, throat, sinuses, and lungs; headaches; reduced lung function, especially in children; lung inflammation or swelling; increased risk of lower respiratory diseases; more severe or frequent symptoms from existing lung diseases (such as asthma, emphysema, pneumonia, and bronchitis), and risk of heart attack and stroke. Some other long-term effects can be: chronic lung disease including chronic bronchitis and emphysema (COPD); chemical and structural changes in lungs and cancer.¹²

... From ADHSS we know there is a correlation between PM_{2.5} spikes and hospital admission rates. On January 29, 2015, a representative of the Fairbanks Memorial Hospital testified to the FNSB Assembly that, between 2009 and 2014, there was a positive correlation between increased levels of PM_{2.5} and emergency room visits.²¹

Sources:

¹⁰ Affidavit of Dr. Ali Hamade in Case No. 4FA-13-01205CI, State of Alaska v. Straughn, January 22, 2013

¹² Affidavit of Dr. Ali Hamade in Case No. 4FA-13-01205CI, State of Alaska v. Straughn, January 22, 2013

²¹ Testimony of Shawn X. Zhan to FNSB Assembly, January 29, 2015.

Appendix G: Preliminary Community Survey

North Pole Comprehensive Strategic Plan

Introduction

Dear North Pole Community Member,

The City of North Pole is beginning a Comprehensive Strategic Planning process. This plan will guide planning, funding and development efforts in North Pole. This survey is one of the tools we are using to get feedback on community issues, challenges, goals, opportunities and priorities.

The survey should take approximately 10-15 minutes. Thank you in advance for taking the time to complete the survey. For open-ended questions, we greatly appreciate the time you take to provide detailed, specific feedback.

As a thank you for your time, survey respondents will be eligible for a variety of prizes, to include \$25 and \$50 Visa gift cards and other gift certificates to locations around town. In order to be eligible for a prize, you will need to include your email at the end of the survey.

Questions or comments? Please contact Shelly Wade, Consultant Project Manager, Agnew::Beck Consulting:

- Phone: (907) 242-5326
- Email: shelly@agnewbeck.com
- Visit the City website for project updates, including meeting information and ways to get involved: www.northpolealaska.com

We value your time and willingness to take part in this survey and the planning process! Your comments will help ensure the Comprehensive Strategic Plan accurately reflects community needs, goals and priorities. Thank you!

NOTE: If you need additional space for open-ended questions, please feel free to write in the margins or attach additional paper.

HOW TO RETURN THE SURVEY

MAIL
Agnew::Beck Consulting
Re: Petersburg Survey
441 West Fifth Avenue Suite 202
Anchorage, AK 99501

FAX
907-222-5426

EMAIL
shelly@agnewbeck.com

North Pole Comprehensive Strategic Plan

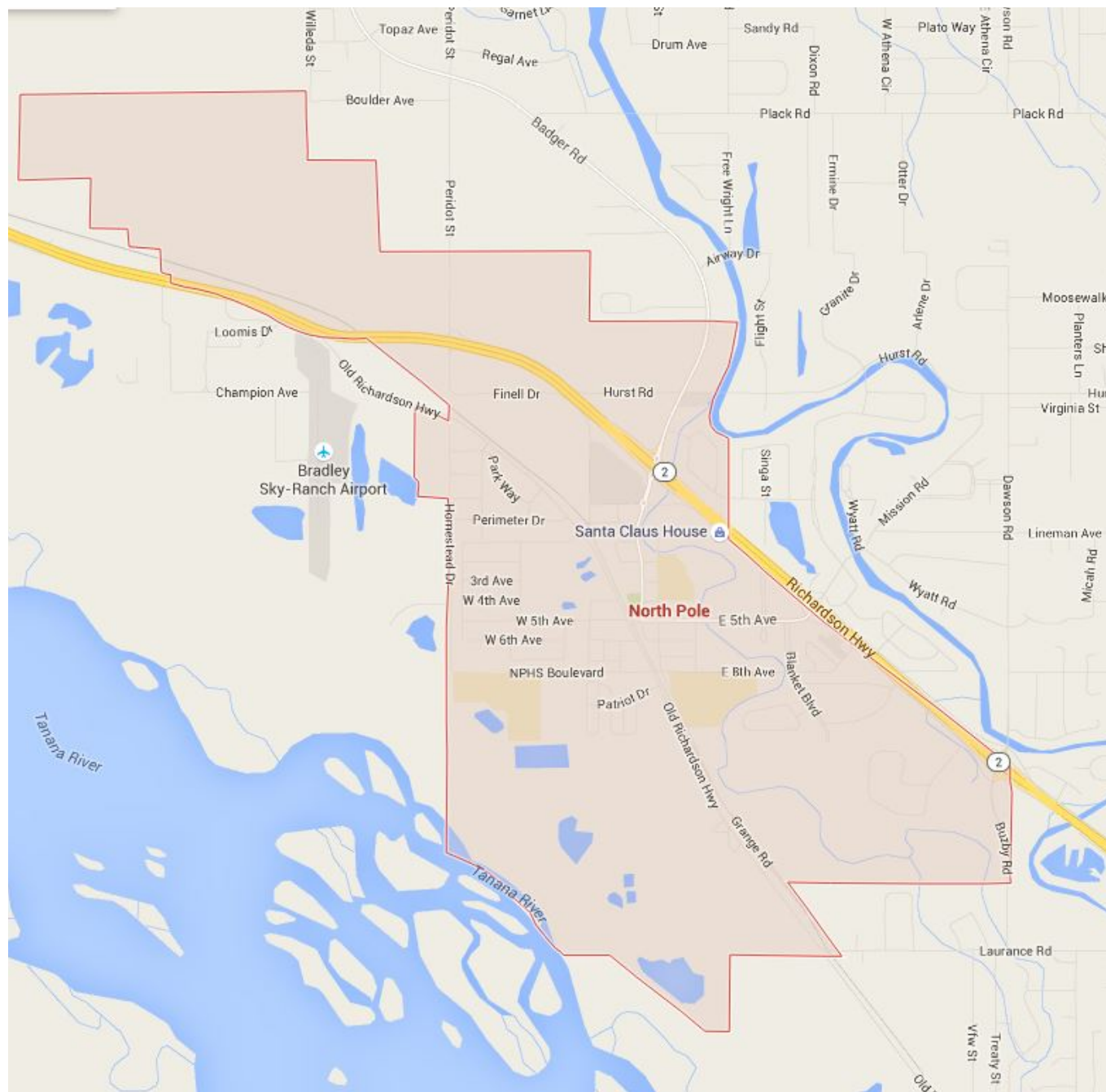
About You

1. Do you live within the North Pole city limits?

note: if you are not sure of the City's boundaries, please see the map below.

- ☐ Yes
- ☐ No
- ☐ I don't know

Boundaries of the City of North Pole (source: Google maps)



2. What is your primary industry of employment?

- ☐ Accounting and Financial Services
- ☐ Arts and Crafts
- ☐ Construction
- ☐ Education
- ☐ Energy and Utilities
- ☐ Fishing and Fish Processing
- ☐ Government - City or Borough
- ☐ Government - Federal
- ☐ Government - State
- ☐ Government - Tribal
- ☐ Health Care
- ☐ Housing and Real Estate
- ☐ Information Technology
- ☐ Manufacturing, excluding fish
- ☐ Media and Newspaper
- ☐ Mining
- ☐ Natural Resources, Agriculture and Mining (excluding fish)
- ☐ Professional and Business Services
- ☐ Retail
- ☐ Tourism and Hospitality
- ☐ Transportation
- ☐ Utilities
- ☐ Other (please specify)

North Pole Comprehensive Strategic Plan

3. Do you own your home?

- ☐ Yes
- ☐ No
- ☐ Other (please specify)

4. Which category best reflects your total household income?

- ☐ \$0 to \$9,999
- ☐ \$10,000 to \$14,999
- ☐ \$15,000 to \$24,999
- ☐ \$25,000 to \$34,999
- ☐ \$35,000 to \$49,999
- ☐ \$50,000 to \$74,999
- ☐ \$75,000 to \$99,999
- ☐ \$100,000 to \$149,999
- ☐ \$150,000 to \$199,999
- ☐ \$200,000 or more

North Pole Comprehensive Strategic Plan

General Impressions + Thoughts

For the following questions, please share your feedback in the space below. Be as specific as possible.

5. Do you see yourself living in the North Pole area in five years?

- ☐ Yes
- ☐ No
- ☐ I don't know

6. What, if anything, makes you want to LEAVE North Pole?

7. What, if anything, makes you want to STAY in North Pole?

North Pole Comprehensive Strategic Plan

Community and Economic Development

For the following questions, please share your feedback in the spaces provided. Be as specific as possible.

8. What resources are needed to support/keep existing businesses while also attracting new businesses in the North Pole area?

Potential examples could include supporting the Chamber of Commerce, developing a business incubator, offering small business loans and developing land use policies that allow for more businesses in the downtown area.

9. What are the top three barriers and/or threats to economic development in the North Pole area?

1.
2.
3.

10. Please indicate your level of support for bringing natural gas to North Pole.

- ☐ Strongly support
- ☐ Support
- ☐ Neutral
- ☐ Against
- ☐ Strongly against

Comments (optional):

North Pole Comprehensive Strategic Plan

11. Please indicate your level of agreement with this statement:

“The cost of energy is a barrier to living in North Pole.”

- ☐ Strongly agree
- ☐ Agree
- ☐ Neutral
- ☐ Disagree
- ☐ Strongly disagree

Comments (optional):

12. Where and what type of development should happen in the North Pole area?

For example: if you would like more business development, describe what type of business and where that should happen.

North Pole Comprehensive Strategic Plan

City Services + Priority Projects

13. How satisfied are you with the availability of the following programs or services?

	Very satisfied	Satisfied	Neutral	Unsatisfied	Very unsatisfied	Do not receive service /not applicable to me
Law Enforcement	<input type="radio"/>	<input type="radio"/>	<input type="radio"/>	<input type="radio"/>	<input type="radio"/>	<input type="radio"/>
Fire/Emergency	<input type="radio"/>	<input type="radio"/>	<input type="radio"/>	<input type="radio"/>	<input type="radio"/>	<input type="radio"/>
Medical Services/Hospital	<input type="radio"/>	<input type="radio"/>	<input type="radio"/>	<input type="radio"/>	<input type="radio"/>	<input type="radio"/>
Mental Health Services	<input type="radio"/>	<input type="radio"/>	<input type="radio"/>	<input type="radio"/>	<input type="radio"/>	<input type="radio"/>
Public Health	<input type="radio"/>	<input type="radio"/>	<input type="radio"/>	<input type="radio"/>	<input type="radio"/>	<input type="radio"/>
Education	<input type="radio"/>	<input type="radio"/>	<input type="radio"/>	<input type="radio"/>	<input type="radio"/>	<input type="radio"/>
Senior Services	<input type="radio"/>	<input type="radio"/>	<input type="radio"/>	<input type="radio"/>	<input type="radio"/>	<input type="radio"/>
Youth Activities	<input type="radio"/>	<input type="radio"/>	<input type="radio"/>	<input type="radio"/>	<input type="radio"/>	<input type="radio"/>
Housing	<input type="radio"/>	<input type="radio"/>	<input type="radio"/>	<input type="radio"/>	<input type="radio"/>	<input type="radio"/>
Water and Sewer Services	<input type="radio"/>	<input type="radio"/>	<input type="radio"/>	<input type="radio"/>	<input type="radio"/>	<input type="radio"/>
Solid Waste – garbage/recycling	<input type="radio"/>	<input type="radio"/>	<input type="radio"/>	<input type="radio"/>	<input type="radio"/>	<input type="radio"/>
Electric Utility	<input type="radio"/>	<input type="radio"/>	<input type="radio"/>	<input type="radio"/>	<input type="radio"/>	<input type="radio"/>
Zoning/Building Inspection	<input type="radio"/>	<input type="radio"/>	<input type="radio"/>	<input type="radio"/>	<input type="radio"/>	<input type="radio"/>
Business Development Support	<input type="radio"/>	<input type="radio"/>	<input type="radio"/>	<input type="radio"/>	<input type="radio"/>	<input type="radio"/>
Parks, Trails and Recreational Opportunities	<input type="radio"/>	<input type="radio"/>	<input type="radio"/>	<input type="radio"/>	<input type="radio"/>	<input type="radio"/>
Museum, Art and Culture	<input type="radio"/>	<input type="radio"/>	<input type="radio"/>	<input type="radio"/>	<input type="radio"/>	<input type="radio"/>

14. How satisfied are you with the performance of the City of North Pole?

	Very satisfied	Satisfied	Neutral	Unsatisfied	Very unsatisfied
Over the last three years?	<input type="radio"/>	<input type="radio"/>	<input type="radio"/>	<input type="radio"/>	<input type="radio"/>
Over the last year?	<input type="radio"/>	<input type="radio"/>	<input type="radio"/>	<input type="radio"/>	<input type="radio"/>

Comments (optional):

15. What are the three most important projects the City could support and/or lead to improve the quality of life in North Pole?

-
-
-

North Pole Comprehensive Strategic Plan

16. How satisfied are you with the City's financial processes and structure? This includes how the City plans its budget, and collects and spends financial resources such as service fees, taxes and federal/state funding.

- ☐ Very satisfied
- ☐ Satisfied
- ☐ Neutral
- ☐ Unsatisfied
- ☐ Very unsatisfied
- ☐ I do not know enough about the City's finances to answer this question

Comments (optional):

17. How familiar are you with the City of North Pole's budget (revenues and expenses)?

- ☐ I am very familiar with the details of the budget.
- ☐ I have basic knowledge of the budget but don't know the specifics.
- ☐ I know a little bit about the budget.
- ☐ I don't know anything about the budget.

North Pole Comprehensive Strategic Plan

Project Communications and Final Thoughts

18. Would you like to receive project updates (monthly to bi-monthly emails from our project team with information on upcoming project events, progress-to-date, and links to draft documents)?

☐ Yes

☐ No

19. Would you like to be eligible for a prize drawing?

☐ Yes

☐ No

20. If you answered “yes” to either of the above questions, please share your name and email in the space below.

NOTE: your name and email will not be associated with your responses.

Name:

Email

Address:

21. How old are you?

☐ Under 18

☐ 18-24

☐ 25-34

☐ 35-44

☐ 45-54

☐ 55-64

☐ 65 or older

22. What is your gender?

☐ Male

☐ Female


☐ Prefer not to answer

North Pole Comprehensive Strategic Plan

23. What is your race or ethnicity?

- ☐ Alaska Native or American Indian
- ☐ White
- ☐ Black or African American
- ☐ Asian
- ☐ Pacific Islander
- ☐ Other
- ☐ Two or more races

24. Do you have additional thoughts or questions about North Pole? If so, share them here and please be as specific as possible.



Thank you for your responses!

Appendix H: Prioritization Survey

North Pole Comprehensive Strategic Plan: Confirming Our Community Vision and Values; Identifying Our Goals and Priorities

Introduction

Dear North Pole Community Member and Partner,

Over the past six months, the City of North Pole has been developing a Comprehensive Strategic Plan to guide development, funding and planning efforts in the City over the next five years. We are nearing the end of the first phase of this community planning process, drafting and finalizing the plan. At this critical stage, **we want to press pause and get your feedback** on the emerging vision, values, goals and strategies in the draft plan.

To date, many people representing different community perspectives have contributed to the draft vision, values, goals and strategies presented in the draft plan and this survey. Working in partnership with the Core Planning Team (comprised of Mayor Ward, City Council, City staff and local residents), the project team has conducted 37 stakeholder interviews and received 311 responses to the first community survey. Thank you to everyone who has shared your thoughtful comments and feedback on preliminary ideas.

This survey will remain open until Friday, May 13th. Please share the survey link with friends, family and neighbors.

The survey will take approximately 10-15 minutes. For community members and partners that would like additional information on how the City developed the preliminary vision, values, goals and priority strategies, **beginning Wednesday, April 13th, the full draft plan will be available on the [City website](#) and [Facebook page](#).**

Comments? Questions? Concerns? Please contact us:

- Shelly Wade, Project Manager, Agnew::Beck Consulting: 907.242.5326, shelly@agnewbeck.com
- Mayor Bryce Ward, City of North Pole: 907.488.8584, Bryce.Ward@northpolealaska.org

How to return the survey (for hard copy or printed versions):

- Mail: Agnew::Beck Consulting, 441 West Fifth Avenue Suite 202, Anchorage, AK 99501
- Fax: 907-222-5426
- Email: shelly@agnewbeck.com

We value your time and willingness to take part in this survey and planning process. Thank you!

North Pole Comprehensive Strategic Plan: Confirming Our Community Vision and Values; Identifying Our Goals and Priorities

Vision

Vision: *What is our desired future state? Where do we want to be in 10, 15, 20 years?*

Draft **vision** for the City of North Pole:

North Pole is a small, independent, community that people choose to create homes and raise their families.

1. Overall, how accurately does this vision capture your ideas for a future North Pole?

- ☐ Very Accurate
- ☐ Accurate
- ☐ Neutral
- ☐ Somewhat Inaccurate
- ☐ Very Inaccurate

2. Tell us one thing you like most about the vision:

3. Tell us one thing you would do to improve the vision:

North Pole Comprehensive Strategic Plan: Confirming Our Community Vision and Values; Identifying Our Goals and Priorities

Values

Values: *What is important to us? How do we identify ourselves?*

Draft **values** for the City of North Pole:

- Spirit of Christmas
- Rural, independent character
- Quaint, slower pace
- Small-town feel
- Thriving local businesses
- Supportive neighbors
- Generous people
- Friendly attitude
- Convenient
- Safe and secure
- Quality schools

4. Overall, how accurately do these values reflect what we care about in our community, and what makes us North Pole?

- ☐ Very accurate
- ☐ Accurate
- ☐ Neutral
- ☐ Somewhat inaccurate
- ☐ Very inaccurate

5. Tell us one thing you like most about the values:

6. Tell us one thing you would do to improve the values:

North Pole Comprehensive Strategic Plan: Confirming Our Community Vision and Values; Identifying Our Goals and Priorities

Goals

Goals: *Long term improvements or changes we want to see/achieve (these can remain the same for years)*

Which of the **goals and topics** do you value most?

Topic: City Management, Public Facilities and Services

- GOAL A: Provide Quality, Efficient, Affordable Services to Residents
- GOAL B: Strengthen City Revenues and Contain Spending with an Emphasis on Fiscal Sustainability
- GOAL C: Increase Community Engagement and Communications
- GOAL D: Promote Community Health, Wellness and Education

Topic: Land Use and Housing

- GOAL A: Improve Land Use and Zoning
- GOAL B: Explore Annexations Options to Expand City Boundaries
- GOAL C: Encourage Home Construction in the City of North Pole

Topic: Energy

- GOAL A: Expand Access to Affordable Energy Sources

Topic: Environmental Health

- GOAL A: Ensure All Residents Have Access to Clean, Safe Drinking Water
- GOAL B: Improve North Pole Air Quality
- GOAL C: Protect Natural Systems and Maintain a Healthy Environment






Topic: Parks, Recreation and Transportation

- GOAL A: Encourage New Opportunities, Activities and Facilities for Youth and Families in the Community
- GOAL B: Promote a Connected Transportation System in North Pole
- GOAL C: Improve Traffic Circulation and Safety in North Pole

Topic: Economic Development

- GOAL A: Grow and Support Existing Businesses and Organizations and Attract New Business
- GOAL B: Promote North Pole as a Destination
- GOAL C: Expand Workforce Development Opportunities for Residents

7. Please rank the six topics above in order of importance. "1" is the most important and "6" is the least important. Please refer to the list above to see the goals associated with each topic. You can also drag and drop the topics into your preferred order.

	<input type="text" value="1"/>	City Management, Public Facilities and Services
	<input type="text" value="2"/>	Land Use and Housing
	<input type="text" value="3"/>	Energy
	<input type="text" value="4"/>	Environmental Health
	<input type="text" value="5"/>	Parks, Recreation and Transportation
	<input type="text" value="6"/>	Economic Development

8. Tell us one thing you like most about the goals:

9. Tell us one thing you would do to improve the goals:

North Pole Comprehensive Strategic Plan: Confirming Our Community Vision and Values; Identifying Our Goals and Priorities

Priority Strategies

The Core Team has identified the following preliminary priority strategies for the City of North Pole.

The draft plan has over 60 potential strategies, many of which are beyond the purview or scope of the City of North Pole. As such, “priority strategies” are those strategies the City will focus on over the next five years.

To develop this preliminary list, the Core Team used the following criteria to identify which of the many proposed strategies is a priority:

- Does the strategy align with our vision?
- Is there high community demand, need and support for the strategy?
- Is the strategy achievable?
- Are there any likely partners, including nontraditional partners?
- Does the strategy take advantage of existing strengths/opportunities?
- Will the strategy have a broad impact?
- Does the strategy address a time sensitive need?
- Do we have the available resources and authority to accomplish the strategy, including funding availability and staff capacity?

Over the following pages, we will ask for feedback on the priority strategies for each topic. At the end, we will ask you to select your top five priority strategies overall.

North Pole Comprehensive Strategic Plan: Confirming Our Community Vision and Values; Identifying Our Goals and Priorities

City Management, Public Facilities and Services preliminary priority strategies

10. Please indicate your level of support for the following City Management, Public Facilities and Services preliminary priority strategies.

	Strongly Oppose	Oppose	Neutral	Support	Strongly Support
<p>A. Revise the city structure to create a more efficient and effective city government. <i>For example: create a city manager position to oversee city administration and communications.</i></p>	<input type="radio"/>	<input type="radio"/>	<input type="radio"/>	<input type="radio"/>	<input type="radio"/>
<p>B. Continue to improve the City's financial processes and structures. <i>For example: maximize the use of budgeting tools and prepare for declines in the availability of state and federal funding.</i></p>	<input type="radio"/>	<input type="radio"/>	<input type="radio"/>	<input type="radio"/>	<input type="radio"/>
<p>C. Revise the city tax structure. <i>For example: consider increasing the current sales tax cap of \$8 per transaction and adding a groceries and/or gas station sales tax exemption.</i></p>	<input type="radio"/>	<input type="radio"/>	<input type="radio"/>	<input type="radio"/>	<input type="radio"/>

Strongly Oppose Oppose Neutral Support Strongly Support

D. Increase communications with residents, particularly around events, activities and community happenings.

For example: continue to post updates on the city website and social media pages, send out the newsletter, encourage Council presence at events

☐☐☐☐☐

E. Increase resident participation in the governance of the City of North Pole.

For example: encourage residents to get involved with committees and run for council seats, offer a citizenship course with information on city operations.

☐☐☐☐☐

North Pole Comprehensive Strategic Plan: Confirming Our Community Vision and Values; Identifying Our Goals and Priorities

Land Use and Housing preliminary priority strategies.

11. Please indicate your level of support for the following Land Use and Housing preliminary priority strategies.

	Strongly Oppose	Oppose	Neutral	Support	Strongly Support
<p>F. Work with the Fairbanks North Star Borough to identify and implement re-zoning changes to Title 18 to encourage development and ensure zoning aligns with current use. <i>For example: rezone certain areas to better align with existing land use.</i></p>	<input type="radio"/>	<input type="radio"/>	<input type="radio"/>	<input type="radio"/>	<input type="radio"/>
<p>G. Encourage a North Pole resident to fill the designated North Pole community seat on the FNSB Planning Commission. <i>This position has sat unfilled for 3 years. As a result North Pole has had less input in planning processes that affect the community.</i></p>	<input type="radio"/>	<input type="radio"/>	<input type="radio"/>	<input type="radio"/>	<input type="radio"/>
<p>H. Work with the Bureau of Land Management and the Army Corps of Engineers to move forward with preliminary annexation plans of the Chena Lakes Recreation Area. <i>The City is already providing emergency medical services in the area.</i></p>	<input type="radio"/>	<input type="radio"/>	<input type="radio"/>	<input type="radio"/>	<input type="radio"/>
<p>I. Work with the FNSB Planning department and local area residents to further explore the annexation of areas affected by sulfolane contamination. <i>The City hopes to expand water service to homes in the area, and is working to secure capital funding.</i></p>	<input type="radio"/>	<input type="radio"/>	<input type="radio"/>	<input type="radio"/>	<input type="radio"/>

North Pole Comprehensive Strategic Plan: Confirming Our Community Vision and Values; Identifying Our Goals and Priorities

Parks, Recreation and Transportation preliminary priority strategies

12. Please indicate your level of support for the following Parks, Recreation and Transportation preliminary priority strategies.

	Strongly Oppose	Oppose	Neutral	Support	Strongly Support
J. Expand opportunities for youth and families. <i>For example: improve outreach about existing facilities and recreation options, improve access to and use of facilities, partner with FNSB to increase recreation programming.</i>	<input type="radio"/>	<input type="radio"/>	<input type="radio"/>	<input type="radio"/>	<input type="radio"/>
K. Improve and increase traffic flow through North Pole to increase demand for visitor services and to open up opportunities for development and efficient transportation. <i>For example: connect North Pole with Chena Hot Springs or Two Rivers.</i>	<input type="radio"/>	<input type="radio"/>	<input type="radio"/>	<input type="radio"/>	<input type="radio"/>

North Pole Comprehensive Strategic Plan: Confirming Our Community Vision and Values; Identifying Our Goals and Priorities

Economic Development preliminary priority strategies

13. Please indicate your level of support for the following Economic Development preliminary priority strategies.

	Strongly Oppose	Oppose	Neutral	Support	Strongly Support
L. Support efforts at North Pole High School and North Pole Middle School to expand and strengthen career technical education and other workforce and career readiness opportunities.	<input type="radio"/>	<input type="radio"/>	<input type="radio"/>	<input type="radio"/>	<input type="radio"/>
M. Increase business-friendly messaging when interacting with current and potential business owners. <i>For example: recognize the contributions businesses make to the local economy; increase business-friendly communications across all city departments.</i>	<input type="radio"/>	<input type="radio"/>	<input type="radio"/>	<input type="radio"/>	<input type="radio"/>

Strongly Oppose Oppose Neutral Support Strongly Support

N. Continue to strengthen and cultivate the community's relationship with Eielson Air Force Base (EAFB). *For example: work with the FNSB and EAFB to better understand existing and future housing and retail needs.*

☐ ☐ ☐ ☐ ☐

O. Work in partnership with new and existing business to expand and market the community's Christmas theme through planned initiatives with voluntary business participation. *For example: create an ordinance with optional thematic design strategies.*

☐ ☐ ☐ ☐ ☐

P. Initiate improvements to the downtown core area. *For example: partner with property owners to reduce vacancies and entice new businesses by renovating existing spaces and offering incentives for upgrades.*

☐ ☐ ☐ ☐ ☐

Q. Encourage new businesses through City policies and incentives. *For example: offer property tax incentives for new businesses, offer small business loans or provide water/sewer discounts for new businesses.*

☐ ☐ ☐ ☐ ☐

North Pole Comprehensive Strategic Plan: Confirming Our Community Vision and Values; Identifying Our Goals and Priorities

Energy preliminary priority strategies.

14. Please indicate your level of support for the following Energy preliminary priority strategies.

	Strongly Oppose	Oppose	Neutral	Support	Strongly Support
R. Support the Interior Gas Utility's (IGU) efforts to bring natural gas to the community. <i>For example: work with IGU to help identify viable conversion options for homes and advocate for natural gas in areas with existing infrastructure.</i>	<input type="radio"/>	<input type="radio"/>	<input type="radio"/>	<input type="radio"/>	<input type="radio"/>
S. Support the development of a regional and/or statewide energy plan.	<input type="radio"/>	<input type="radio"/>	<input type="radio"/>	<input type="radio"/>	<input type="radio"/>

North Pole Comprehensive Strategic Plan: Confirming Our Community Vision and Values; Identifying Our Goals and Priorities

Environmental Health preliminary priority strategies

15. Please indicate your level of support for the following Environmental Health preliminary priority strategies.

	Strongly Oppose	Oppose	Neutral	Support	Strongly Support
T. Work with the FNSB, the Alaska Department of Environmental Conservation and area homeowners to mitigate the impacts of sulfolane contamination.	<input type="radio"/>	<input type="radio"/>	<input type="radio"/>	<input type="radio"/>	<input type="radio"/>
U. Support FNSB's efforts to improve air quality through education, regulation and accurate monitoring.	<input type="radio"/>	<input type="radio"/>	<input type="radio"/>	<input type="radio"/>	<input type="radio"/>

North Pole Comprehensive Strategic Plan: Confirming Our Community Vision and Values; Identifying Our Goals and Priorities

Final Feedback on the Preliminary Priority Strategies

16. Of the many preliminary priority strategies listed on the previous pages, which are the most important and should receive City attention and resource
NOTE: the full list of strategies will appear in a drop down menu when you click on the boxes.

Priority level

#1	
Priority	
#2	
Priority	
#3	
Priority	
#4	
Priority	
#5	
Priority	

17. What suggestions or improvements do you have for the preliminary priority strategies? Are there any gaps or strategies you would like the City to consider as a five-year priority?

18. What final comments, questions or concerns do you have about the draft plan or the planning process?

North Pole Comprehensive Strategic Plan: Confirming Our Community Vision and Values; Identifying Our Goals and Priorities

About You

19. How old are you?

- ☐ Under 18
- ☐ 18-24
- ☐ 25-34
- ☐ 35-44
- ☐ 45-54
- ☐ 55-64
- ☐ 65 or older

20. What is your gender?

- ☐ Male
- ☐ Female
- ☐ Prefer not to answer

21. Which category best reflects your total household income?

- ☐ \$0 to \$9,999
- ☐ \$10,000 to \$14,999
- ☐ \$15,000 to \$24,999
- ☐ \$25,000 to \$34,999
- ☐ \$35,000 to \$49,999
- ☐ \$50,000 to \$74,999
- ☐ \$75,000 to \$99,999
- ☐ \$100,000 to \$149,999
- ☐ \$150,000 to \$199,999
- ☐ \$200,000 or more

22. Do you live within the North Pole city limits?

Note: if you are not sure of the City's boundaries, please see the map below.

- ☐ Yes
- ☐ No
- ☐ I don't know

Map of North Pole city limits



23. What is your primary industry of employment?

- ☐ Accounting and Financial Services
- ☐ Arts and Crafts
- ☐ Construction
- ☐ Education
- ☐ Energy and Utilities
- ☐ Fishing and Fish Processing
- ☐ Government - City or Borough
- ☐ Government - Federal
- ☐ Government - State
- ☐ Government - Tribal
- ☐ Health Care
- ☐ Homemaker/Stay-at-home parent
- ☐ Housing and Real Estate
- ☐ Information Technology
- ☐ Manufacturing, excluding fish
- ☐ Media and Newspaper
- ☐ Natural Resources, Agriculture and Mining (excluding fish)
- ☐ Not-for-profit (incl. faith-based)
- ☐ Other (please specify)
- ☐ Professional and Business Services
- ☐ Retail
- ☐ Retired
- ☐ Student
- ☐ Tourism and Hospitality
- ☐ Transportation
- ☐ Other (please specify)

24. Would you like to receive project updates (monthly to bimonthly emails from our project team with information on upcoming project events and links to draft documents)?

- ☐ Yes
- ☐ No

25. Would you like to be eligible to win one of 10 \$25 Amazon gift cards?

- ☐ Yes
- ☐ No

26. If you answered "yes" to either of the above questions, please share your name and email in the space below.

Name

Email Address

Memo

To: Kathy Weber
From: Deputy Chief Coon
Date: 8-10-16
Re: Sale of Surplus Apparatus



The North Pole Fire Department would like to sell the following vehicles at the next available auction.

Medic 23

1993 Chevrolet/Wheeled Coach ambulance

Miles- 74325

VIN 1GBJK34N3PE252364

Medic 24

1993 Chevrolet/Wheeled Coach ambulance

Miles- 73261

VIN 1GBJK34N0PE251804

Engine 22

1978 Hendrickson Fire Truck

Miles- 40,059

VIN 1478080

Deputy Chief Geoffrey L. Coon

CITY OF NORTH POLE

ORDINANCE 16-17

AN ORDINANCE OF THE NORTH POLE CITY COUNCIL AMENDING TITLE 2.36.470 PERSONNEL CODE, ADDING OVERHIRE

WHEREAS, changes to the North Pole Municipal Code is a continually changing requirement; and

WHEREAS, the City of North Pole wishes to add the Overhire to the payscale; and

WHEREAS, the North Pole Fire Department provides staffing with at least four personnel 24 hours a day seven days a week. This staffing is maintained even during holidays or employee leave days; and

WHEREAS, the use of part time employees allows the department to maintain the four person minimum staffing while reducing overtime. Part time employees are scheduled to work when a staff member is on scheduled leave or the mandated FLSA drop day. This practice comes at a tremendous cost savings to the city for labor that otherwise would be provided by overtime; and

WHEREAS, all part time employee's meet the minimum requirements for the regular Firefighter/EMT position; and

WHEREAS, the City of North Pole Municipal Code should be amended to conform to the requirements of the City and to clarify questionable areas.

NOW, THEREFORE, BE IT ORDAINED by the City Council of the City of North Pole:

Section 1. This ordinance is of a general and permanent nature and shall be codified.

Section 2. Amend Title 2, Chapter 36 Personnel Code, Section .470 Pay, as follows [new text in *italicized red font*; deleted text in ~~striketrough~~ font :

2.36.470 Pay.

See attached pay scale

Section 3. **Effective Date.** This ordinance shall become effective on at 5:00 p.m. on the first City business day following its adoption.

PASSED AND APPROVED by a duly constituted quorum of the North Pole City

Council this 5th day of September, 2016.

Bryce J. Ward, Mayor

ATTEST:

Kathryn M. Weber, MMC
North Pole City Clerk

PASS/FAIL
Yes:
No:
Absent:

CITY OF NORTH POLE
FIRE DEPARTMENT PAY SCALE
ORDINANCE 16-17
REVISED PAY SCALE TO INCLUDE OVERHIRE

[illegible]

CITY OF NORTH POLE

ORDINANCE 16-18

AN ORDINANCE OF THE NORTH POLE CITY COUNCIL AMENDING TITLE 2, CHAPTER 2.36.470, PERSONNEL CODE, PAY – F. PROFESSIONAL DEVELOPMENT

WHEREAS, changes to the North Pole Municipal Code is a continually changing requirement; and

WHEREAS, the North Pole Fire Department provides staffing with at least four personnel 24 hours a day seven days a week. This staffing is maintained even during holidays or employee leave days; and

WHEREAS, the use of part time employees allows the department to maintain the four person minimum staffing while reducing overtime. Part time employees are scheduled to work when a staff member is on scheduled leave or the mandated FLSA drop day. This practice comes at a tremendous cost savings to the city for labor that otherwise be provided by overtime; and

WHEREAS, all part time employee's meet the minimum requirements for the regular Firefighter/EMT position; and

WHEREAS, the City of North Pole Municipal Code should be amended to conform to the requirements of the City and to clarify questionable areas.

NOW, THEREFORE, BE IT ORDAINED by the City Council of the City of North Pole:

Section 1. This ordinance is of a general and permanent nature and shall be codified.

Section 2. Amend Title 2, Chapter 36 Personnel Code, Section .470 Pay, as follows [new text in *italicized red font*; deleted text in ~~strikethrough~~ font:

2.36.470 Pay F.

Professional Development Step Salary Increases. Employees may earn horizontal step increases for professional development as follows:

Firefighter Personnel:

Meets requirements for rank advancement

2 Steps

(Engineer, Lieutenant, Captain, Deputy Fire Chief)

<i>Firefighter II/EMT III</i>	<i>2 Steps</i>
<i>Fire Apparatus/Driver Operator</i>	<i>2 Steps</i>
<i>Fire Officer I</i>	<i>2 Steps</i>
<i>Firefighter II/MICP</i>	<i>2 Steps</i>

Section 3. **Effective Date.** This ordinance shall become effective at 5:00 p.m. on the first City business day following its adoption.

PASSED AND APPROVED by a duly constituted quorum of the North Pole City Council this 5th day of September, 2016.

Bryce J. Ward, Mayor

ATTEST:

Kathryn M. Weber, MMC
North Pole City Clerk

PASSED/FAILED Yes: No: Absent:

NORTH POLE FIRE DEPARTMENT
PROFESSIONAL DEVELOPMENT

Firefighter 2 / EMT3

To be considered for this professional development step increase the employee must obtain a State of Alaska Fire Standards council Firefighter II Certificate and a State of Alaska EMT III certificate.

Employees possessing these certs have attended 120 hours of additional training beyond the minimum hiring requirements and have been trained in:

- The use of advanced techniques in fluid therapy.
- Cardiac electrophysiology and the recognition and treatment of basic lethal arrhythmias.
- Emergency extrication.
- Fire ground operations.

Fire Apparatus Driver / Operator

To be considered for this professional development step increase the employee must obtain a state of Alaska Fire Standards Council Driver Operator and Pumper Operator certificate.

Employees possessing these certificates have attended 80 hours of additional training beyond the minimum hire requirements and have been trained in:

- Driving and operating fire apparatus.
- Pumping Fire Apparatus.

Fire Officer I

To be considered for this professional development step increase the employee must obtain a state of Alaska Fire Standards Council Fire Officer 1 certificate.

Employees possessing these certificates have attended 80 hours of additional training beyond the minimum hire requirements and have received training in:

- Human resource management
- Communication and Government relations.
- Administration.
- Inspection and investigation.
- Emergency service delivery.
- Health and safety.

Firefighter II / MICP

To be considered for this professional development step increase the employee must be licensed in the state of Alaska as a Paramedic/MICP.

Employees possessing this certificate and license have attended at least 1200 hours of additional training beyond the minimum hire requirements. This training typically takes an entire year of education and internship with an accredited institution.

**CITY OF NORTH POLE
ORDINANCE 16-19**

**AN ORDINANCE OF THE NORTH POLE CITY COUNCIL REPEALING CHAPTER
4.18, 4.20, 4.22**

WHEREAS, changes to the practices, regulations and policies is a continually changing requirement; and

WHEREAS, having multiple disposal process in code is confusing; and,

WHEREAS, consolidating all property disposal requirements under one section will aide in the transparency of our disposal process; and,

WHEREAS, surplus items that are to be sold should go through a competitive bid process that is consistent throughout all departments in the city; and,

WHEREAS, this ordinance is to be considered with Ordinance 16-xx Property Disposal.

NOW, THEREFORE, BE IT ORDAINED by the City Council of the City of North Pole:

Section 1. This ordinance is of a general and permanent nature and shall be codified.

Section 2. Title 4 Chapters 18,20,22 , is hereby amended in the North Pole Code of Ordinances as follows: [new text in italicized *red font*; deleted text in ~~strike through~~ font]

**~~Chapter 4.18
DONATION OF CITY ASSETS~~**

Sections:

~~4.18.010 Grant authorization.~~

~~4.18.020 Grant requirements.~~

~~4.18.030 Grant disbursements.~~

~~4.18.010 Grant authorization.~~

~~The City may donate any City property and/or revenues except as restricted by this chapter and by Section 13.4 of the Home Rule Charter, upon a two thirds majority vote of the City Council.~~

~~4.18.020 Grant requirements.~~

~~The City requires a completed application on forms provided by the City no later than March 31st of each year. The completed application must be submitted to the City Clerk for any and all donation requests of the City. The following information must be included in the request:~~

~~A. The name of the organization requesting a grant.~~

34 B.—The organization's Federal Identification Number (FIN) if the agency is registered
35 with the Internal Revenue Service.

36 C.—The type of organization and its tax status.

37 D.—The names of persons legally responsible for the organization.

38 E.—The proposed use of grant funds being requested.

39 F.—The details of how the requested grant will benefit the City of North Pole.

40 G.—All other donations of City asset shall be by Council approval and in compliance
41 with this chapter.

42 H.—All organizations requesting grants from the City that total more than \$6,000 (six
43 thousand dollars) in value within any calendar year shall submit to the City, with the
44 request, a statement of financial review of the year preceding said request, a proposed
45 budget detailing how City funds will be used and an IRS Form 990 for the previous year.

46 I.—All organizations receiving grants from the City will submit to the City Council a
47 year-end report outlining the use of the grant.

48 **4.18.030 Grant disbursements.**

49 All grant requests shall be promptly rated by the Council and shall be rejected, approved or a
50 portion thereof approved based upon the following criteria:

51 A.—The amount of City funds available for grants appropriations.

52 B.—The relative urgency of the stated need.

53 C.—The number of North Pole citizens that will receive benefit or quality of life
54 improvement from the grant.

55 D.—Audit disclosures (when required) shall be examined for determination of the
56 organization's overall financial responsibility.

57 E.—The need as stated in the application shall be priority rated with existing City
58 departmental needs that have not received budget appropriations. Departmental needs
59 must be submitted to the Mayor by department heads to be included in the priority
60 ratings.

61 F.—The need as stated in the application shall also be priority rated to other submitted
62 grant applications.

63 G.—Only nonprofit organizations may request and qualify for City grants.

H.—Grants may not be given to any organization wherein a City elected official would be the direct beneficiary of the grant. (Ord. 98-15 § 4, 1998)

Chapter 4.20

SALE OF CITY PROPERTY

Sections:

4.20.010 Sale of real and personal property.

4.20.020 Conveyance of property.

4.20.010 Sale of real and personal property.

A.—The City may sell, dispose or donate any City-owned real or personal property except where restricted by Section 13.4 of the Home Rule Charter, when in the judgment of the City Council it is no longer required for public use.

B.—Any item of City-owned property, determined by the City Council to be of value and no longer required for public use, shall be disposed of in accordance with the procedures outlined in this chapter.

C.—The City may acquire the services of an auction company to advertise and sell at auction items for disposal as approved by the City Council in accordance with the procedures outlined in this chapter.

D.—Public Sale, Lease or Disposition Procedure for City-Owned Property.

1.—The administration shall prepare a list of items determined to be surplus to the needs of the City and present it to Council for determination of status and disposition procedures.

2.—The North Pole City Council may establish minimum bids for any item to be disposed of.

3.—The auction contractor shall notify the City of any auction including City assets shall advertise the sale in a newspaper of general circulation in the City at least fifteen days in advance of the date of the sale and post in at least three public places in the City.

4.—The administration shall present to Council a list of all items sold and the proceeds from the sale at the regularly scheduled meeting following the sale and remove any item from the City asset management list.

5. ~~The City Council may determine if it is in the best interest of the City to donate City property to other parties. Donation of City property shall be made by ordinance setting forth the items or real property, the terms and the party accepting the donation. (Ord. 15-06 § 2, 2015; Ord. 94-7 § 2, 1994; Ord. 84-3 § 2-13, 1984)~~

~~4.20.020 Conveyance of property.~~

A. ~~Any property acquired by the City by virtue of a tax foreclosure may be conveyed to such persons as the City directs by ordinance; provided, however, that the terms and conditions of such conveyance are to be approved and established by the Common Council of the City.~~

B. ~~The failure upon the part of the purchaser to conform to the terms and conditions of the transfer will result in the automatic reconveyance of the property to the City. (Res. 62-1, 1962)~~

Chapter 4.22

~~DISPOSAL OF POLICE DEPARTMENT PROPERTY~~

Sections:

~~4.22.010 Disposal of property.~~

~~4.22.020 Notice of disposition of property with a known owner.~~

~~4.22.030 Finder's election to retain possession of found property after report.~~

~~4.22.040 Notice of disposition of property with an unknown owner.~~

~~4.22.050 Disposition.~~

~~4.22.060 Auction sale.~~

~~4.22.070 Publication of sales cost and reimbursement.~~

~~4.22.080 Dangerous, prohibited or perishable property, immediate disposal.~~

~~4.22.010 Disposal of property.~~

A. ~~The following property in possession of the Police Department may be disposed of as provided in this chapter:~~

1. ~~Property abandoned and not claimed by the owner within thirty days of notification delivered to the last known mailing address of the owner; or~~

2. ~~Property stolen and not claimed by the owner within thirty days of notification delivered to the last known mailing address of the owner after the final disposition of the criminal case regarding the property; or~~

3.—Property found and delivered to the Police Department and not claimed by the owner within thirty days of notification delivered to the last known mailing address of the owner, or thirty days after the date on which the City or Police Department publishes a notice, in a newspaper of general circulation, to an unknown owner; or

4.—Firearms forfeited under the provisions of State law for conviction of an offense involving the use, possession or transfer of a firearm; or

5.—Firearms, weapons or other property found, seized by Police as evidence or for safekeeping where the rightful owner does not claim the property within thirty days of notification delivered to the last known mailing address of the owner, after the final disposition of the case or thirty days after the date on which the City or Police Department publishes a notice, in a newspaper of general circulation, to an unknown owner; or

6.—Department property that has been deemed to be surplus to the needs of the Department because it no longer has any value or is of a negligible value, or is nonfunctional and more cost effective to replace rather than repair.

B.—As used in this chapter, “disposable property” does not include any asset forfeitures conducted pursuant to Chapter [4.21](#) NPMC or other specific forfeiture programs authorized by City code. Forfeiture or disposition of motor vehicles that come into the Department’s possession shall conform to current Alaska Statutes regarding the disposition of such property. (Ord. 07-02 § 2, 2007; Ord. 99-15 § 2, 1999)

4.22.020 Notice of disposition of property with a known owner.

A.—The Department Evidence Custodian, as the person directly responsible for the administration of Department obtained property, shall mail a notice of the intended disposition of the stolen, abandoned, forfeited, seized or found property to the owner of the property at the last known mailing address of the owner.

B.—The notice of disposition required by this section shall include:

1.—A general description of the property;

2.—The date on which the Police Department obtained possession of the property;

3.—The provision that the property is to be forfeited to the Department at the time, date and place stated in the notice if the owner does not claim the property;

4.—The provision that the property, if money, will be paid into the City’s general fund, if the owner does not claim the money;

5.—The provision that the property must be claimed by the owner within thirty days after the date of the notice;

6.—The provision, when applicable, that firearms forfeited under State law for conviction of an offense involving the use, possession or transfer of a firearm shall be forfeited to the Department. (Ord. 99-15 § 2, 1999)

4.22.030 Finder's election to retain possession of found property after report.

A.—Persons who report found property shall be informed of the provision that the finder may retain possession of the property and make adequate notice of their finding (as outlined in this section) and that if the property remains unclaimed after thirty days of publication, the property is forfeited to the finder. If the finder elects to turn the property over to the Department, the finder shall be notified that they will forfeit all of their right, title, interest and claim in, and to, found property or money unclaimed by the owner unless the finder files a written request with the Chief of Police for return to the finder of the unclaimed property or money. The request must be filed no later than twenty days after the date of transfer of the property to the Department.

B.—If the finder elects to retain possession of found property pending disposition, the finder of the property shall publish in a newspaper of general circulation in the City, a notice of found property. If the publication is by the finder of the property, at least ten days shall elapse between the time the City is notified that the property has been found and the date of the publication. (Ord. 99-15 § 2, 1999)

4.22.040 Notice of disposition of property with an unknown owner.

A.—The Department Evidence Custodian, as the person directly responsible for the administration of Department obtained property, shall publish in a newspaper of general circulation in the City a notice of property in the Department's possession and its pending disposal.

B.—The notice of disposition required by this section shall include:

1.—A general description of the property;

2.—The date on which the Police Department obtained possession of the property;

3.—The provision that the property is to be forfeited to the Department at the time, date and place stated in the notice if the owner does not claim the property;

4.—The provision that the property, if money, will be paid into the City's general fund, if the owner does not claim the money;

194 5. ~~The provision that the property must be claimed by the owner within thirty~~
195 ~~days after the date of the notice. (Ord. 99-15 § 2, 1999)~~

196 **4.22.050 Disposition.**

197 ~~Department surplus property, forfeited property, and other property unclaimed by the owner after~~
198 ~~the publication and/or mailing of notice of disposition and the expiration of time periods as~~
199 ~~required by the previous sections, shall be disposed of as follows:~~

200 A. ~~The property, if money, will be paid into the City's general fund;~~

201 B. ~~Found property, including money, shall be returned to the finder if they have timely~~
202 ~~requested such return as provided in the previous section;~~

203 C. ~~Surplus property, forfeited property, and all property not claimed or returned to the~~
204 ~~finder may be sold as provided by this chapter after a notice is given or published as~~
205 ~~outlined in the previous section. The proceeds of the sale, and disposable property that is~~
206 ~~money, shall be deposited into the general fund of the City;~~

207 D. ~~Surplus property, forfeited property, and property not claimed or returned to the~~
208 ~~finder may be provided to another City department for any lawful purpose (excluding~~
209 ~~contraband and/or items, the possession of or use of which may be unlawful);~~

210 E. ~~Surplus property, forfeited property, and property not claimed or returned to the~~
211 ~~finder may be donated to an eligible charity upon approval of the City Council;~~

212 F. ~~Surplus property, forfeited property, or property not claimed or returned to the finder~~
213 ~~which has no or negligible value may be destroyed. (Ord. 99-15 § 2, 1999)~~

214 **4.22.060 Auction sale.**

215 ~~Should the Department elect to dispose of forfeited property by public auction, the City shall sell~~
216 ~~the property in accordance with existing code provisions. (Ord. 99-15 § 2, 1999)~~

218 **4.22.070 Publication of sales cost and reimbursement.**

219 ~~Before returning property to the finder or owner, and before delivering money to the City~~
220 ~~Accountant for deposit into the general fund, the Chief of Police or his designee shall require~~
221 ~~reimbursement, by the person receiving the property or money delivered, of the costs of~~
222 ~~publication and sale attributable to the property or money delivered. (Ord. 99-15 § 2, 1999)~~

223 **4.22.080 Dangerous, prohibited or perishable property, immediate disposal.**

224 ~~Property in possession of the Police Department and determined by the Chief of Police or his~~
225 ~~designee to be perishable, property of which possession is prohibited by law, property which has~~
226 ~~no intrinsic value, or property which constitutes an immediate danger to the public may be~~

~~disposed of immediately in any safe manner without notice to a known or unknown owner. (Ord.
99-15 § 2, 1999)~~

Section 3. Effective Date. This ordinance shall be effective at 5:00 pm on the first City business day following its adoption.

PASSED AND APPROVED by a duly constituted quorum of the North Pole City Council this 6th day of September, 2016.

Bryce J. Ward, Mayor

ATTEST:

Kathryn M. Weber, MMC
North Pole City Clerk

PASSED/FAILED Yes: No: Absent:

125 Snowman Ln
North Pole, Alaska
99705
907-888-4444
907-488-8584

**City of North Pole
Office of the Mayor**

Memo

To: City Council
From: Mayor Ward
cc:
Date: August 5, 2016
Re: Property disposal ordinance

Honorable City Council,

Please see attached ordinances regarding property disposal. The ordinances will take several sections of the code that are conflicting regarding property disposal. The new ordinance adds several sections to the disposal process including a new section that allows the administration to exchange or trade surplus items with vendors if it best suits the needs of the city.

The new section of code also streamlines the process for donating surplus city assets. Currently the code 4.18 refers to a grant process that to my knowledge we have never used. Section 4.20 then also says that the city may donate items through ordinance. The new section would give clear parameters to the administration and council what is allowed, items under \$1,000, per written recommendation from department head, could be donated with mayoral approval, then reported to council. Any items or group of items over \$1,000 would need to have council approval.

This also clearly states that the disposal process is based upon whether or not the item or items are of value, giving clear direction to staff.

The ordinance changes how we currently auction off items as it removes the council from the process, instead relying on the recommendation from department heads. A list of all items that are sold in auction shall be reported to the council with sales price following the auction of the items.

Please carefully consider these changes to the North Pole Municipal code.

Thank you

Mayor Bryce J. Ward

**CITY OF NORTH POLE
ORDINANCE 16-20**

**AN ORDINANCE OF THE NORTH POLE CITY COUNCIL ADDING SECTION 4.19
PROPERTY DISPOSAL**

WHEREAS, changes to the practices, regulations and policies is a continually changing requirement; and

WHEREAS, having multiple disposal process in code is confusing; and,

WHEREAS, consolidating all property disposal requirements under one section will aide in the transparency of our disposal process; and,

WHEREAS, surplus items that are to be sold should go through a competitive bid process that is consistent throughout all departments in the city; and,

WHEREAS, this ordinance is intended to combined section 4.18 Donation of City Assets, 4.20 Sale of City Property, and 4.22 Disposal of Police Department Property into one comprehensive Ordinance that eliminates confusion.

NOW, THEREFORE, BE IT ORDAINED by the City Council of the City of North Pole:

Section 1. This ordinance is of a general and permanent nature and shall be codified.

Section 2. Title 4 – Property Disposal is added to North Pole’s Municipal Code as follows:

**Chapter 4.19
Authority for sale or disposal**

4.19.010 Disposal of City owned real or personal property.

A. All items recorded in the asset register shall be removed from the asset register at the time of disposal or sale.

B. Notwithstanding any other provision in this code, the Mayor or designee may authorize the abandonment or destruction of city supplies or property which is reasonably deemed to have no commercial value or of which the estimated cost of continued care, handling, repair, maintenance or storage would exceed the estimated proceeds of sale.

C. Per written recommendation by a respective department head, the Mayor or designee shall have the authority to exchange or trade in City supplies or equipment which is no longer used by the City or which have become unsuitable for city use if the Mayor determines it to be in the best interest of the city.

37 D. Surplus supplies or real property that have a value of at least \$10 must be sold through a
38 competitive bidding process.

39 1. The City may acquire the services of an auction company to advertise and sell at
40 auction items for disposal as approved by the City Council in accordance with the
41 procedures outlined in this chapter.

42 2. Any auction of City Surplus supplies or real property shall advertise the sale in a
43 newspaper of general circulation in the City at least fifteen days in advance of the
44 date of the sale and post in at least three public places in the City.

45 3. All proceeds from the sale of city owned real or personal property shall be
46 deposited into the general fund with the exception of vehicles and heavy
47 equipment.

48 4. Proceeds from the sale of vehicles or heavy equipment shall be deposited into the
49 Vehicle Fleet funds for the prospective departments.

50 5. The administration shall present to Council a list of all items sold and the
51 proceeds from the sale at the regularly scheduled meeting following the sale.

52 E. Per written recommendation by a respective department head, the Mayor or designee, if
53 the best interests of the public would be served, may transfer any surplus city items or
54 supplies to another governmental or quasi-governmental unit or to a charitable, civic, or
55 nonprofit organization, subject to the following limitations.

56 1. When the estimated value of the supplies to be transferred exceeds \$1,000, the
57 transfer may be made only after approval by the city council by resolution.

58 2. Any donation of City property that does not exceed the estimated value of \$1,000
59 shall be reported to the council no later than the second meeting of the month
60 preceding the donation. The report shall include all items and an estimated value
61 for each item as well as the organization receiving the item(s).

62 F. The city council may grant or devote real property no longer held for public purpose to
63 the United States, the state, a local subdivision of the state, or an agency of any of these
64 governments, for consideration agreed upon between the city and the grantee, without a
65 public sale, if the grant or devotion is advantageous to the city.

66 **4.19.020 Notice of disposition of property in possession of the police department with a**
67 **known owner.**

68 A. The Department Evidence Custodian, as the person directly responsible for the
69 administration of Department obtained property, shall mail a notice of the intended
70 disposition of the stolen, abandoned, forfeited, seized or found property to the owner of

the property at the last known mailing address of the owner, unless the owner has signed a receipt of safekeeping form.

B. The notice of disposition required by this section shall include:

1. A general description of the property;
2. The date on which the Police Department obtained possession of the property;
3. The provision that the property is to be forfeited to the Department at the time, date and place stated in the notice if the owner does not claim the property;
4. The provision that the property, if money, will be paid into the City's general fund, if the owner does not claim the money;
5. The provision that the property must be claimed by the owner within thirty days after the date of the notice;
6. The provision, when applicable, that firearms forfeited under State law for conviction of an offense involving the use, possession or transfer of a firearm shall be forfeited to the Department.

4.19.030 Notice of disposition of property in possession of the police department with an unknown owner.

A. The Department Evidence Custodian, as the person directly responsible for the administration of Department obtained property, shall publish in a newspaper of general circulation in the City a notice of property in the Department's possession and its pending disposal.

B. The notice of disposition required by this section shall include:

1. A general description of the property;
2. The date on which the Police Department obtained possession of the property;
3. The provision that the property is to be forfeited to the Department at the time, date and place stated in the notice if the owner does not claim the property;
4. The provision that the property, if money, will be paid into the City's general fund, if the owner does not claim the money;
5. The provision that the property must be claimed by the owner within thirty days after the date of the notice.

4.19.040 Finder's election to retain possession of found property in possession of the police department after report.

A. Persons who report found property shall be informed that the finder may retain possession of the property and make adequate notice of their finding (as outlined in this section) and that if the property remains unclaimed after thirty days of publication, the property is forfeited to the finder. If the finder elects to turn the property over to the Department, the finder shall be notified that they will forfeit all of their right, title, interest and claim in, and to, found property or money unclaimed by the owner unless the finder files a written request with the Chief of Police for return to the finder of the unclaimed property or money. The request must be filed no later than twenty days after the date of transfer of the property to the Department.

B. If the finder elects to retain possession of found property pending disposition, the finder of the property shall publish in a newspaper of general circulation in the City, a notice of found property. If the publication is by the finder of the property, at least ten days shall elapse between the time the City is notified that the property has been found and the date of the publication.

4.19.050 Publication of sales cost and reimbursement.

Before returning property to the finder or owner, the Chief of Police or his designee shall require reimbursement, by the person receiving the property or money delivered, of the costs of publication and sale attributable to the property or money delivered.

4.19.060 Disposition procedures.

Property unclaimed by the owner after the publication and/or mailing of notice of disposition and the expiration of time periods as required by the previous sections, shall be disposed of as follows:

A. Unclaimed property, forfeited property, and property not claimed or returned to the finder may be;

1. Provided to another City department for any lawful purpose (excluding contraband and/or items, the possession of or use of which may be unlawful)
2. Donated to an eligible charity in accordance with existing code provisions.
3. Sold through the competitive bidding process. The City shall sell the property in accordance with existing code provisions.
4. Destroyed in accordance with existing code provisions.

B. All proceeds from the sale of unclaimed property in possession of the police will be paid into the City's general fund; in accordance with the procedures outlined in this chapter.

4.19.060 Disposal of unclaimed property in possession of the police department.

A. The following property in possession of the Police Department may be disposed of as provided in this chapter:

1. Property abandoned and not claimed by the owner within thirty days of notification delivered to the last known mailing address of the owner; or
2. Property stolen and not claimed by the owner within thirty days of notification delivered to the last known mailing address of the owner after the final disposition of the criminal case regarding the property; or
3. Property found and delivered to the Police Department and not claimed by the owner within thirty days of notification delivered to the last known mailing address of the owner, or thirty days after the date on which the City or Police Department publishes a notice, in a newspaper of general circulation, to an unknown owner; or
4. Firearms forfeited under the provisions of State law for conviction of an offense involving the use, possession or transfer of a firearm; or
5. Firearms, weapons or other property found, seized by Police as evidence or for safekeeping where the rightful owner does not claim the property within thirty days of notification delivered to the last known mailing address of the owner, after the final disposition of the case or thirty days after the date on which the City or Police Department publishes a notice, in a newspaper of general circulation, to an unknown owner; or

B. As used in this chapter, “disposable property” does not include any asset forfeitures conducted pursuant to Chapter 4.21 NPMC or other specific forfeiture programs authorized by City code. Forfeiture or disposition of motor vehicles that come into the Department’s possession shall conform to current Alaska Statutes regarding the disposition of such property.

4.19.080 Dangerous, prohibited or perishable property, immediate disposal.

Property in possession of the Police Department and determined by the Chief of Police or his designee to be perishable, property of which possession is prohibited by law, property which has no intrinsic value, or property which constitutes an immediate danger to the public may be disposed of immediately in any safe manner without notice to a known or unknown owner except that for perishable property the department shall make at least one attempt to contact the owner, if known, by telephone before disposing of the property.

Section 3. Effective Date. This ordinance shall be effective at 5:00 pm on the first City business day following its adoption.

PASSED AND APPROVED by a duly constituted quorum of the North Pole City
Council this 6th day of September, 2016.

Bryce J. Ward, Mayor

ATTEST:

Kathryn M. Weber, MMC
North Pole City Clerk

PASSED/FAILED

Yes:

No:

Absent:

Bryce Ward

From: Zane Wilson <zane@alaskalaw.com>
Sent: Friday, August 05, 2016 4:40 PM
To: Bryce Ward
Cc: Niki L. Lightly
Subject: FW: Ordinance for review
Attachments: Ord 16-xx disposal of city property.doc; Memo 8-5-16 property disposal.docx

Dear Mayor:

I have made various suggestions in redline. A few general concerns:

- I do not see any amendment deleting old code sections that this code replaces?
- There are state statutes (AS 34.45.280-34.45.400) that govern how abandoned property is dealt with and how it ultimately escheats to the State. I do not believe we can override state statute by ordinance. If you still want to proceed with this ordinance I will have to give it more thought but I am not optimistic.

Zane

From: Bryce Ward [<mailto:Bryce.Ward@northpolealaska.org>]
Sent: Friday, August 05, 2016 9:26 AM
To: Zane Wilson
Subject: Ordinance for review

Staff please review this ordinance for final edits, I will be sending it to Zane on Monday.

Bryce J. Ward
Mayor
City of North Pole, Alaska
Office 907-488-8584
Cell 907-888-4444
www.Northpolealaska.com