

Demographic and Income Profile

Montrose City, MN
 Montrose city, MN (2743810)
 Place

Summary	Census 2010	2014	2019
Population	2,847	3,047	3,275
Households	1,043	1,120	1,204
Families	734	814	873
Average Household Size	2.73	2.72	2.72
Owner Occupied Housing Units	875	959	1,028
Renter Occupied Housing Units	168	161	175
Median Age	29.5	31.7	31.9
Trends: 2014 - 2019 Annual Rate	Area	State	National
Population	1.45%	0.61%	0.73%
Households	1.46%	0.68%	0.75%
Families	1.41%	0.60%	0.66%
Owner HHs	1.40%	0.67%	0.69%
Median Household Income	1.64%	3.14%	2.74%

Households by Income	2014		2019	
	Number	Percent	Number	Percent
<\$15,000	67	6.0%	61	5.1%
\$15,000 - \$24,999	53	4.7%	39	3.2%
\$25,000 - \$34,999	54	4.8%	39	3.2%
\$35,000 - \$49,999	89	7.9%	81	6.7%
\$50,000 - \$74,999	349	31.1%	370	30.8%
\$75,000 - \$99,999	296	26.4%	349	29.0%
\$100,000 - \$149,999	184	16.4%	215	17.9%
\$150,000 - \$199,999	9	0.8%	19	1.6%
\$200,000+	20	1.8%	30	2.5%
Median Household Income	\$69,592		\$75,487	
Average Household Income	\$76,089		\$83,644	
Per Capita Income	\$27,368		\$30,034	

Population by Age	Census 2010		2014		2019	
	Number	Percent	Number	Percent	Number	Percent
0 - 4	362	12.7%	335	11.0%	356	10.9%
5 - 9	251	8.8%	316	10.4%	337	10.3%
10 - 14	189	6.6%	238	7.8%	310	9.5%
15 - 19	158	5.5%	161	5.3%	199	6.1%
20 - 24	150	5.3%	151	5.0%	138	4.2%
25 - 34	706	24.8%	547	18.0%	462	14.1%
35 - 44	437	15.3%	523	17.2%	653	19.9%
45 - 54	265	9.3%	341	11.2%	332	10.1%
55 - 64	174	6.1%	232	7.6%	244	7.5%
65 - 74	92	3.2%	134	4.4%	162	4.9%
75 - 84	36	1.3%	48	1.6%	65	2.0%
85+	27	0.9%	18	0.6%	17	0.5%

Race and Ethnicity	Census 2010		2014		2019	
	Number	Percent	Number	Percent	Number	Percent
White Alone	2,710	95.2%	2,896	95.0%	3,074	93.9%
Black Alone	16	0.6%	14	0.5%	15	0.5%
American Indian Alone	5	0.2%	3	0.1%	3	0.1%
Asian Alone	26	0.9%	23	0.8%	25	0.8%
Pacific Islander Alone	0	0.0%	0	0.0%	0	0.0%
Some Other Race Alone	35	1.2%	40	1.3%	54	1.6%
Two or More Races	55	1.9%	72	2.4%	103	3.1%
Hispanic Origin (Any Race)	85	3.0%	103	3.4%	138	4.2%

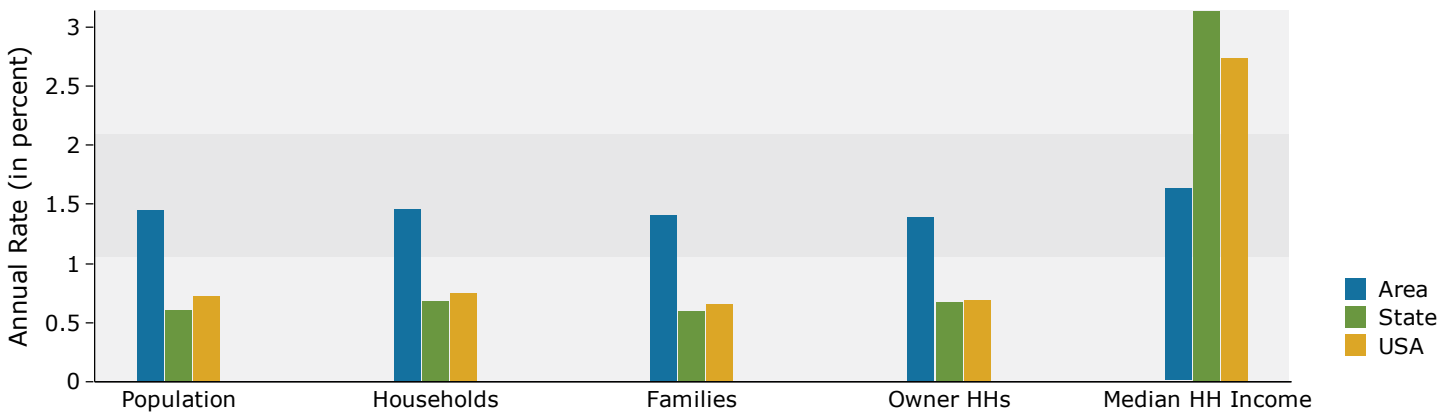
Data Note: Income is expressed in current dollars.

Source: U.S. Census Bureau, Census 2010 Summary File 1. Esri forecasts for 2014 and 2019.

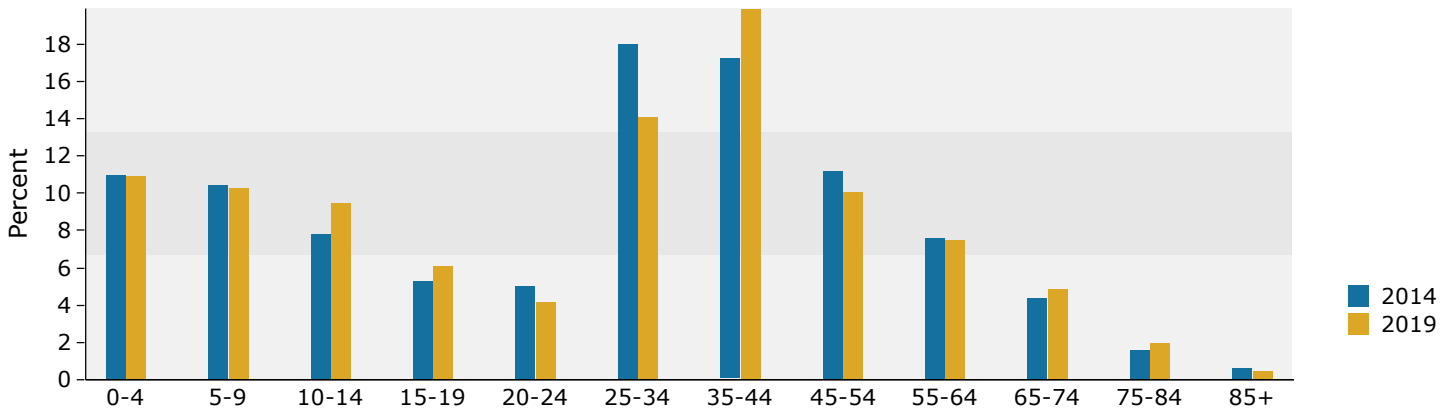
Demographic and Income Profile

Montrose City, MN
 Montrose city, MN (2743810)
 Place

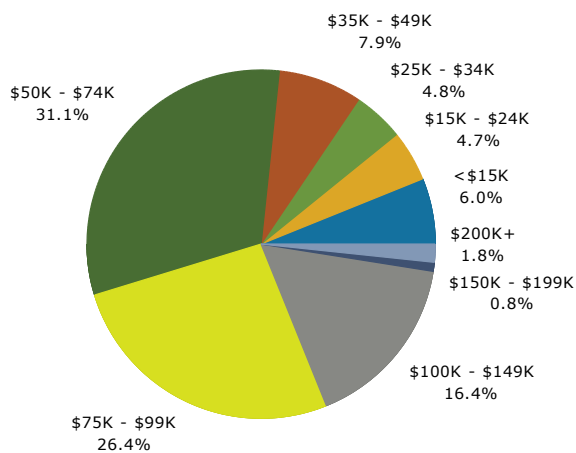
Trends 2014-2019




Population by Age



2014 Household Income



2014 Population by Race



2014 Percent Hispanic Origin: 3.4%

Source: U.S. Census Bureau, Census 2010 Summary File 1. Esri forecasts for 2014 and 2019.