


MAYWOOD COMMUNITY NEWS

SUMMER 2022 – June Edition

MOVING MAYWOOD FORWARD TOGETHER

RESTORING THE “VILLAGE OF ETERNAL LIGHT”



Check inside for Business Development, Infrastructure, Funding, and more



Panaderia Puebla Bakery
612 Lake Steet



Lickle Jamaica
620 S. 5th Ave



Allure Hair Studios
914 S 5th Ave



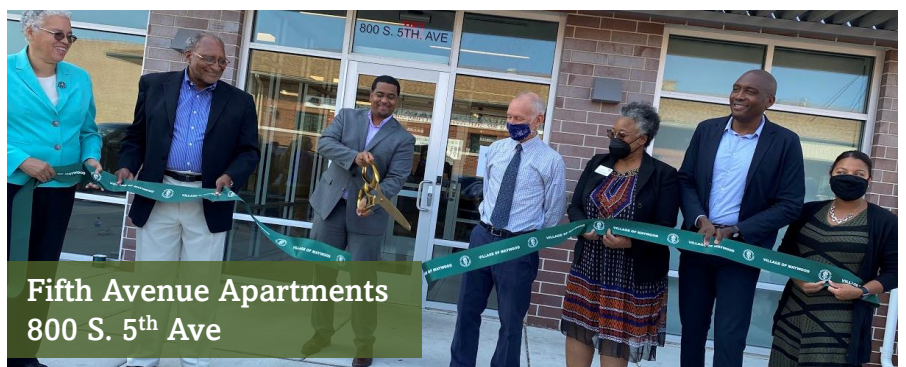
Something Special Beauty Supply
901 S 5th Ave



**Cheryl Renee's
Things Boutique**
846 S 17th Ave



Legends Grill
9 N 5th Ave



Fifth Avenue Apartments
800 S. 5th Ave

Message from Village President, Mayor Nathaniel George Booker

This past quarter has come with amazing partnership and collaboration. We are focused on securing a deal with the Maywood Market, engaging new developers, continuing our feasibility study on a Federally Qualified Health Center, assisting our home-grown investors in what will be Maywood's only full-service restaurant, bar and lounge, I am excited about how we are moving Maywood Forward Together. During Q2 of 2022, traveling to Springfield, Washington DC, and our surrounding communities has proven to be fruitful.

I would like to thank Senator Duckworth, Senator Durbin, Congressman Davis, House Speaker Welch, Senate Majority Leader Lightford and more for their continued support and financial resources to our great community. Because of their support and funding assistance you will see many projects and initiatives throughout this month's newsletter.

Q3 of 2022 will be even more busy. As we prepare for the roll out of funding opportunities for the Infrastructure bill, I am happy to share I have been selected to attend a Local Government Summit focused on best practices for moving our communities forward. I have also been selected to receive a Certificate in Public Leadership from the University of San Francisco. Both announcements come with two scholarships to cover costs. We look forward as a Board to attending the National Black Caucus – Local Elected Officials Conference to learn and bring back initiatives that will work to Restore, Renew, and Reinvest in the "Village of Eternal Light." As a National League of Cities Board of Director, I will be meeting with our nation's leaders at a summit to discuss local government and what resources we can be better prepared to receive. I look forward to sharing more updates as the summer continues. Let's focus on continuing to Move Maywood Forward Together.

Nathaniel George Booker



Community Calendar



The **Maywood Park District** presents ...Wine Down Wednesdays as a time for all residents to kick back, relax, and enjoy a good time sampling various wines while enjoying great music. Join us on the grounds of ReUse Depot (50 Madison St), 5:30p – 8:00p on Wednesdays.

Wednesday, July 13th

Wednesday, July 27th

Wednesday, August 10th

Wednesday, August 24th



Movies In the Park is a great opportunity to get out the house and enjoy community!

Thursday, July 7th (Boscoe Park – 21st & Railroad)

Thursday, July 21st (Winfield Scott – 19th & Maywood Dr)

Thursday, August 4th (Central – 8th & Madison St)

Thursday, August 18th (Veterans Park – 4th & Oak St)



West Suburban Community Action Project (PASO) meets with our Hispanic Community every 4th Wednesday at 6p – 8pm to discuss ways to build towards being a more inclusive and diverse community. Join us at the Lightford Recreation Center (809 Madison St.)



Join us every 4th Monday at 7 pm for our **Community Public Safety Meeting** at the Lightford Recreation Center (809 Madison St.)



Get ready for **Maywood Fest 2022!**

Become a Vendor @ bit.ly/maywoodfest2022vendor

Become a Sponsor @ bit.ly/maywoodfest2022sponsor

Register Your Vehicle for the Car Show @

bit.ly/maywoodfestcarshow

Sign Up Your Talent for the Gospel Show @

bit.ly/maywoodfestgospel



**MAYWOOD FEST 2022 IS BACK SEPTEMBER 9TH – 11TH
NEW RIDES + NEW VENDORS + NEW ENTERTAINMENT
ADDED GOSPEL SHOW + ADDED CAR SHOW**



Michael Charles



Miki Howard



Howard Hewitt



KTP Band & MORE

LEARN MORE OR REGISTER TODAY @ bit.ly/maywoodfest2022



REGISTER YOUR CAR

bit.ly/maywoodfestcarshow



bit.ly/maywoodfestvendor



BECOME A VENDOR



JOIN THE GOSPEL SHOW

bit.ly/maywoodfestgospel



**PROVISO
COMMUNITY BANK**



bit.ly/maywoodfest2022sponsor

For additional information regarding sponsorship and in-kind opportunities, please contact the Events Team:

LaSondra M. Banks, Community Engagement Manager

Village of Maywood - 40 Madison Street, Maywood, IL 60153

708-450-6366 / Lbanks@maywood-il.org



Community Economic Development

ACTIVE CONSTRUCTION PROJECTS!!!

- ✓ Old Baptist Home Senior Care Living (4th & Randolph)
- ✓ National Cycle (20th & Maywood Drive) – 22K Expansion
- ✓ Warehouse Food Distribution Center (1900 Maywood Drive)
- ✓ AVW Car Wash Equipment (105 S. 9th Ave) – 14K Expansion
- ✓ Aetna Solutions (1401 St. Charles)
- ✓ IFF Residential Development Project
- ✓ Buddy Bear Car Wash (1215 S 1st Ave)
- ✓ Restaurant (406 S. 5th Ave)
- ✓ Shell Gas Station (3rd & Roosevelt)
- ✓ SLICE Pizza (3rd & Roosevelt)

2021 – 2022 NEW BUSINESSES!!!

- ✓ Kingston Market Caribbean & African (1305 S 5th Ave)
- ✓ Old Baptist Home Senior Care Living (4th & Randolph)
- ✓ Lickle Jamaica (620 S. 5th Ave)
- ✓ First Student (1001 St. Charles)
- ✓ Say Cute by Cheyenne Marie (617 Roosevelt Rd)
- ✓ Panaderia Puebla Bakery (612 Lake Steet)
- ✓ Allure Hair Studios (914 S 5th Ave)
- ✓ Cheryl Renee's Things Boutique (846 S 17th Ave)
- ✓ Something Special Beauty Supply (901 S 5th Ave)
- ✓ Lakeshore Recycle Services (1201 Greenwood Ave)
- ✓ Kleen Kicks (1023 17th Ave)
- ✓ The Meeting Place (1123 Madison St)



Kingston Market Caribbean & African Groceries



Maywood Senior Supportive Living



Say Cute by Cheyenne Marie



Lickle Jamaica



National Cycle



AVW Equipment

What's Happening Around Maywood



As we continue the work to recover from the tornado that hit the Suburban Cook County area, we want everyone to know we are still working to assess the damage.

Thank you, [Commissioner Frank J. Aguilar](#) of [Cook County Government](#) for bringing Cook County Fire Department / Emergency Management Agency EMA and [Illinois Emergency Management Agency](#) to discuss our disaster relief options for the [Village of Maywood](#) along with our surrounding communities.



While we have Declared a State of Emergency, we must continue our work with the County and State to work towards resource options. Over the next few weeks, various assessments are being made to work on resources for small businesses, homeowners, renters, and government. As updates are made available, we will be sure to share with our residents.

We celebrate and remember [#Juneteenth](#)! Although it is now being recognized as a national holiday for a second year, we must never lose sight of the true essence of this pivotal day that enslaved Black people in Texas were notified of their freedom two years after President Abraham Lincoln signed the Emancipation Proclamation. As we remember our ancestors' journey to liberation, let it compel us to continue the use of social action to work against modern forms of oppression through the prison, economic, and legislative systems that stand as barriers of entry and tools of disenfranchisement in the lives of African Americans today. Celebrate and gather remembering the dual reality of joy on this day but also the heavy truths of what was endured before and after.



Infrastructure

Maywood Infrastructure Issues by the \$

Alley

Roadway

Water System + Lead Replacement

Sewer

Safety

Streetscape

Regional

Total

Financial Need

\$12,400,000

\$62,800,000

\$140,000,000

\$32,905,000

\$1,432,000

\$5,700,000

\$31,700,000

\$286,987,000



Active Projects

Alley, Roadway, and Water Main

1st Ave Water Main

Warren Street

Madison St. Water Main

Sewer Cleaning and Televising

Funding Source

TIF + General & Water Funds

TIF

CDBG

50% DCEO / 50% TIF

TIF / General Fund

Total

Amount

\$2,100,000

\$1,900,000

\$450,000

\$775,000

\$20,000

\$5,245,000

Infrastructure

Pending Projects in Bidding Process

2022 Roadway Improvements

2022 Water Main

21st Ave

2022 Green Infrastructure Alleys

2022 Sewer Cleaning and Televising

Hot Mix Asphalt (HMA) Patching

Sidewalk Replacement

Crack filling

Funding Source

TIF / General

Water Fund

CDBG

MWRD / General

TIF / General

Maintenance

Maintenance

Maintenance

Total

Amount

\$2,500,000

\$1,320,000

\$315,000

\$768,000

\$20,000

\$50,000

\$50,000

\$20,000

\$5,043,000



Recently Completed Improvements

School Street – 3rd Ave to 1st Ave

3rd Ave – Madison St. to School Street

2nd Ave – 140' North of Madison St. to School St.

8th Ave – Green Street to School Street

4th Ave – Washington Blvd to Oak Street

Erie Street – 3rd Ave to 1st Ave

Wilcox St. – 21st Ave to 19th Ave (Roadway)

Wilcox St. – 21st Ave to 19th Ave (Water Main)

18th Ave – St. Charles to Railroad

17th Ave – St. Charles to Railroad

15th Ave – St. Charles to Railroad

Funding Source

Madison St. TIF

Madison St. TIF

Madison St. TIF

Madison St. TIF

Madison St. TIF

General Fund

Madison St. TIF

Madison St. TIF

Water Fund

Water Fund

Water Fund

Total

Amount

\$481,000

\$142,000

\$92,000

\$222,000

\$927,000

\$194,000

\$420,000

\$217,000

\$471,000

\$467,000

\$382,000

\$4,015,000

What's Happening Around Maywood



Block clubs **can organize to save parks, plant gardens, and plan local greening efforts**; they can organize to help their local school, their local senior center, or local youth program; they can work with others to promote local businesses, help bring in new business, and keep their neighborhood vibrant.

Unity in Our Community was alive and well in the [Village of Maywood](#) for this amazing block party! Shout out to Paula Cano and Danny for coordinating with all your neighbors to ensure everyone had a blast.

Looking to start a block club? Contact our Community Engagement Manager, LaSondra Banks at lbanks@maywood-il.org or 708.450.6366.

I would like to thank PASO - West Suburban Action Project and the [Cook County Assessor's Office](#) led by Assessor Fritz Kaegi for hosting a Property Tax Exemption Awareness and Education session for our Spanish speaking community here in the [Village of Maywood](#) at the [Maywood Park District](#).



The Cross-Community Climate Collaborative (C4) has officially launched! C4 is designed to bring together BIPOC and non-minority communities across income lines to share ideas, secure resources, and drive large-scale projects within and across communities that achieve agreed upon greenhouse gas (GHG) emissions reductions, equity, and sustainability goals.

Together, we will drive large-scale projects in the areas of renewable energy, energy efficiency, electric vehicles, jobs and workforce development, air quality improvement and other sustainability areas that help to achieve GHG emissions reductions, equity, and sustainability goals.

Parks & Recreation



The [Village of Maywood](#) at the [Maywood Park District](#) (921 S 9th) hosted the 4th Annual Youth Summer Kick Off in partnership with [DLD for YOUTH 501c3](#) and collaboration with [THE ANSWER INC \(Autism Awareness & Support Agency\)](#), [Quinn Center of St. Eulalia](#), [Boy Scouts of America](#), [Selah Freedom](#), + more.



Thank you, [The Way Back Inn](#), [Positive Youth Development](#), [West Side Heroin and Opioid Task Force](#), [Oak Park Township](#), and [Oak Park Village President - Vicki Scaman](#) for inviting us to join the Bike and Brunch to raise awareness to prevention & support recovery.



Huge shoutout to [Maywood Elite Dawg Pound Cheerleaders](#) and all the teams who came out for Baddest of the Baddest Co-ed Softball League. If you are interested in joining cheerleading, football, boxing, and other youth engagement activities, please contact the Maywood Park District at 708.344.4740.



Great Civil War event at the Widows Home thanks to the Historic Preservation Commission.

Elements of a Healthy Maywood – Volunteers Needed

Affordable Quality Housing

- Housing Collaborative
- Aging in a Changing Region

Community Safety

- Homeland Security & Public Safety
- Public Safety & Crisis Management

Economic Opportunity

- Business Lunch & Learns

Access to Care

- Health & Wellness Collaborative
- Federally Qualified Health Center

Educational Opportunity

- Explorers
- Venturing

Environmental Quality

- Growth Garden
- Cross Community Climate Collaboration (C4)

Food Access

- Farmer's Market
- AgeOptions Senior Food Program
- VeggieRx
- Maywood Market Grocery Store

Community Design

- American Rescue Plan Act
- MAPSCorp
- Illinois Department of Housing

Parks & Recreation

- Wine Down Wednesday
- Movies in the Park
- TeenZone
- Summer Camps

Social/Cultural Cohesion

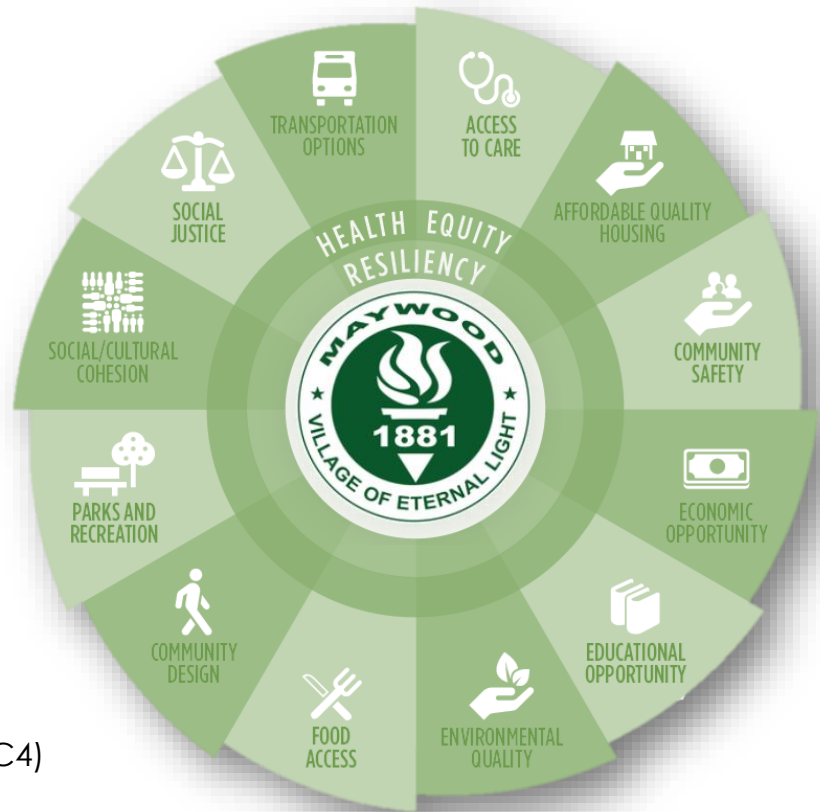
- Maywood Fest
- Gospel Concert
- Faith Leaders Collaborative

Social Justice

- West Suburban Action Project (PASO)
- Fred Hampton Foundation

Transportation Options

- Proviso Township



The health of a community is dependent not only upon the genetics of its residents, but also upon the environment within which those individuals live. A person's health is a product of their environment. As such, a healthy community is one in which all residents have access to a quality education, safe and healthy homes, adequate employment, transportation, physical activity, and nutrition, in addition to quality health care. Unhealthy communities lead to chronic disease, such as cancers, diabetes, and heart disease. The health of our communities is critical to the growth and development of our region. To build healthy communities in Maywood, we must develop multi-sectoral collaborations between community members and stakeholders to ensure the sustainability and adequacy of resources to support comprehensive reform

Public Safety & Homeland

The installation of License Plate Readers (LPRs) has proven to be a vital tool in the battle against the increase in crime throughout the nation. The technology not only identifies stolen cars or active missing and/endangered persons, but they are also vital with pinpointing the exact time and whereabouts of some of the most heinous offenders of violent crimes.

While our neighboring municipalities are mostly already equipped with the technology, MPD is on the path to have 15 units installed at some of the most identified areas of violent incidents within our village.

We know the implementation of the units will assist our investigations team with being able to find persons responsible for violent crimes in the village.

We have many methods of communicating information to our Officers:

- o Attend one or all of the Maywood Community Public Safety meetings. They are held every 4th Monday of the month at 7 p.m. right in the centrally located Lightford Recreation Center at the Maywood Park District on 9th and Madison. We want and need you there, so tell your neighbors and business owners to join us at the next meeting.
- o Utilize the MYCivic app. You are able to not only just report downed tree limbs or overnight parking violators, but you can also upload photos of illegal activities and report crimes right on the app.
- o Otherwise, we still have the Anonymous Tip Line available (708) 450-1787.
- o Social media – connect with us on social media (direct messages are also considered anonymous).



Aging in a Changing Region



The Metropolitan Mayors Caucus and Planning/Aging are proud to announce the **Aging in a Changing Region Program**. This program will provide tailored workshops to support selected municipalities in taking some of the first steps towards becoming an age-friendly community. **Assistance is free.**

The COVID-19 pandemic has underscored the municipal need to engage with older adults, reduce their level of isolation, and connect them with others in the community. Regionally and nationally, our residents are growing older, and many communities are experiencing issues like:

- Homeowners aging in their houses, falling behind on repairs, with few available options to downsize;
- Residents lacking transportation options to run errands, get groceries, or go to the doctor;
- Residents stuck at home without broadband or a connection to their community;
- Services and facilities not designed for the growing share of older residents.

Stakeholders Workshop on **Thursday, July 7th at 12:00pm**

Senior Community Workshop on **Thursday, August 4th at 11:00am**

Lightford Recreation Center (809 Madison St.)



Federally Qualified Health Center

A Federally Qualified Health Center (FQHC) strives to help meet the needs of an underserved area or population. The FQHC provides primary outpatient services and opportunities for employment for the community, often while working to meet community initiatives. These services target health disparities and work to empower underserved areas with high-quality patient care.

Provide comprehensive services (either on-site or by arrangement with another provider), including:

- Preventive health services
- Dental services
- Mental health and substance abuse services
- Transportation services necessary for adequate patient care
- Hospital and specialty care



We need an FQHC!

Population: Nearly 25,000 according to 69% 2010 Census Count. Remaining 31% represent an additional nearly 10,000 unaccounted for.

Educational Attainment

Associates Degree: 8.8% | Bachelor's Degree 8.4% | Graduate Professional Degree 4.9%

Household Income: \$25,696

Ranks #23 out of 1,300 communities for worst Lead Service Lines systems in the State of Illinois. (Metropolitan Planning Council).

Lead exposure, even at low levels, can cause neurological **effects**, especially in young children, young women, and developing fetuses. In fetuses, **lead** in mother's bones is released along with calcium as part of the fetal bone formation. **Lead** exposure can also cross placental barrier into a fetus. Congress banned the use of **lead** pipes in 1986 but allowed those already in the ground to remain.

In Suburban Cook County Maywood is among the highest in:

- Strokes
- Heart Disease
- Issues with Mental Health
- Diabetes

It's time again for the annual report on our water system for the period of January 1 to December 31, 2021. During 2021, the Village of Maywood, in its continuing commitment to provide excellent water service and increased efficiency throughout the water system, completed and repaired **30 Buffalo Boxes**, installed and or replaced **5 water hydrants**; fixed **27 water main breaks**, and lastly repaired **18 sewer structures**. Additionally, several streets were paved, 3rd Avenue; Prairie Path – Wilcox Street, School Street; 9th avenue – 6th avenue, South Maywood Drive: 19th avenue – 17th avenue, Warren St.: 5th Avenue to 4th Avenue, CDBG: Warren Street: 21st avenue – 19th avenue, 7th Avenue; Chicago Avenue – Rice Street; 4th Avenue: Lexington Street – Bataan Drive. One alley was paved during 2021 as well, through the receipt of Green Alley Infrastructure Grant funding. The location completed was: “L” shaped alley **Between 17th – 16th avenue; North Maywood Drive and Madison Street**. Lastly, three areas of town received substantial water main improvements: **First Avenue: Harrison Street – Washington Blvd, Maison Avenue: 21st avenue – 17th avenue, and Bataan Drive: 13th avenue – 9th avenue**. The village abandoned 12, 400' of old cast iron 4”/6” water mains and installed 6,700' of new 8”/10” Ductile iron/PVC water pipe. 51 new valves and 36 new fire hydrants were installed in the system as part of these projects. In addition, over 750 feet of old 8” vitrified clay pipe (VCP) storm sewer lateral was replaced with new 10” PVC storm sewer pipe. 22 old block/brick catch basins were replaced with new precast concrete structures, and over 1000' of 18” clay combined sewer was rehabilitated via Cured in Place Pipe (CIPP) lining method and considered ‘new’. Also, the village **absorbed and did not pass on to residents the 2021 1.83% water rate increase** required by the City of Chicago. These and other improvements have been designed to provide you with the best service possible. Please read the balance of this report as it will give you valuable information on improvement projects in the Village as it relates to water, and our sewer system. Es hora de volver para el informe anual sobre nuestro sistema de agua para el período del 1 de enero al 31 de diciembre de 2020. Durante el 2020, el pueblo de Maywood, en su compromiso continuo para proporcionar agua excelente servicio y mayor eficiencia en todo el sistema de agua, completado y había reparado más de 40 estructuras de alcantarillado y 60 cajas de Buffalo por todo el pueblo. Además, seis alcantarillas de socorro están programados para ser agregado al sistema de alcantarillado combinado de Maywood en la temporada de construcción de verano y otoño de 2012. Estas y otras mejoras han sido diseñados para ofrecerle el mejor servicio posible. Lea el saldo de este informe, dará información valiosa sobre los proyectos de mejora en el pueblo de lo que se refiere al agua y nuestro sistema de alcantarillado.

This report is intended to provide residents with important information about your drinking water and the efforts made by the water system to provide safe drinking water. The source of drinking water used by Maywood is **purchased** surface water from the City of Chicago. Drinking water, including bottled water, may reasonably be expected to contain at least small amounts of some contaminants. The presence of contaminants does not necessarily indicate that water poses a health risk. More information about contaminants and potential health effects can be obtained by calling the USEPA's Safe Drinking Water Hotline at (800) 426-4791.

Some people may be more vulnerable to contaminants in drinking water than the general population. Immuno-compromised persons such as those with cancer undergoing chemotherapy, persons who have undergone organ transplants, people with HIV/AIDS or other immune system disorders, some elderly and infants can be particularly at risk for infections. These people should seek advice about drinking water from their healthcare providers. USEPA/CDC guidelines on appropriate means to lessen the risk of infection by Cryptosporidium and other microbial contaminants are available from the USEPA's Safe Drinking Water Hotline at (800) 426-4791.

The sources of drinking water (both tap and bottled water) include rivers, lakes, streams, ponds, reservoirs, springs and wells. As water travels over the surface of the land or through the ground, it dissolves naturally-occurring minerals and radioactive material, and pick up substances resulting from the presence of animals or from human activity.

Possible contaminants consist of:

- *Microbial contaminants, such as viruses and bacteria, which may come from sewage treatment plants, septic systems, agricultural livestock operations and wildlife.*
- *Inorganic contaminants like salts and metals, which can be naturally occurring or result from urban storm water run-off, industrial or domestic waste water discharges, oil and gas production, mining or farming.*
- *Pesticides and herbicides, which may come from a variety of sources such as agriculture, urban storm water run-off and residential uses.*
- *Organic chemical contaminants, including synthetic and volatile organic chemicals which are by-products of industrial processes and petroleum production, and can also come from gas stations, urban storm water run-off and septic systems.*
- *Radioactive contaminants, which can be naturally occurring or be the result of oil and gas production and mining activities.*

In order to ensure that tap water is safe to drink, EPA prescribes regulations which limit the amount of certain contaminants in water provided by public water systems. FDA regulations establish limits for contaminants in bottled water which must provide the same protection for public health.

If present, elevated levels of lead can cause serious health problems, especially for pregnant women and young children. Lead in drinking water is primarily from materials and components associated with service lines and home plumbing. The Village of Maywood and City of Chicago Department of Water Management are responsible for providing high quality drinking water but cannot control the variety of materials used in plumbing components. When your water has been sitting for several hours, you can minimize the potential for lead exposure by flushing your tap for 30 seconds to 2 minutes before using your water for drinking or cooking. If you are concerned about lead in your water, you may wish to have your water tested. Information on lead in drinking water, testing methods, and steps you can take to minimize exposure is available from the Safe Drinking Water Hotline or at <http://www.epa.gov/safewater/lead>.

2021 Violation Summary Table: MAYWOOD

The village of Maywood is pleased to announce that no monitoring, reporting, treatment technique, maximum residual disinfectant level, or maximum contaminant level violations were recorded during 2021.			
Violation Type	Violation Begin	Violation End	

Coliform Bacteria

Maximum Contaminant Level Goal	Total Coliform Maximum Contaminant Level	Highest No. of Positive	Fecal Coliform or E. Coli Maximum Contaminant Level	Total No. of Positive E. Coli or Fecal Coliform Samples	Violation	Likely source of Contamination
0	0 positive monthly sample	0		0	N	Naturally present in the environment.

Lead and Copper

Definitions: Action Level Goal (ALG): The level of a contaminant in drinking water below which there is no known or expected risk to health. ALGS allow a margin of safety.

Action Level: The concentration of a contaminant which, if expected, triggers treatment or other requirements which a water system must follow.

Lead and Copper	Date sampled	MCLG	Action Level (AL)	90 th Percentile	# Sites Over AL	Units	Violations	Likely Source of Contamination
Lead	08/13/2021	0	15	5.82	0	ppb	N	Corrosion of household plumbing systems ;Erosion of natural deposits

Disinfectants and Disinfection By-Products	Collection Date	Highest Level Detected	Range of Levels Detected	MCLG	MCL	Units	Violation	Likely Source of Contamination
Chlorine	12/24/2021	1	0.8 - 1	MRDLG = 4	MRDL = 4	ppm	N	Water additive used to control microbes
Haloacetic Acids (HAA5)*	2021	15	9.29 - 18.57	No goal for the total	60	ppb	N	By-product of drinking water disinfection
Total Trihalomethanes (TTHM)	2021	29	18.47 - 42.7	No goal for the total	80	ppb	N	By-product of drinking water disinfection

Source Water Assessment Summary

The Illinois EPA implemented a Source Water Assessment Program (SWAP) to assist with watershed protection of public drinking water supplies. The SWAP inventories potential sources of contamination and determine susceptibility of the source water to contamination. The Illinois EPA has completed the Source Water Assessment Program for our supply. Further information on our community water supply's Source Water Assessment program is available by calling Village of Maywood, Public Works Department 708-450-4482.

Attach the City of Chicago's information here.

If anyone has questions about this report, contact Chris Flowers at 708-681-8848. For questions on meter reading and collection procedures, call the Water Department at 708-450-6311. Este informe pretende ofrecer a los residentes con información importante sobre su agua potable y los esfuerzos realizados por el sistema de agua para proporcionar agua potable. La fuente de agua potable utilizada por Maywood es comprada en la ciudad de Chicago. Si alguien tiene preguntas sobre este informe, póngase en contacto con Chris flores en 708-681-8848. Para preguntas sobre procedimientos de colección y lectura del medidor, llame al departamento de agua en 708-450-6311.

More Accurate readings

Mass Vaccinations for the COVID-19 pandemic have allowed Maywood to reinstate occupied residence metering system upgrades, as a continued effort to decrease the important water loss ratio throughout the Village. The village continues to promote the latest CDC approved health guidelines for its staff and residents concerning new and replacement meter implementation. Properly functioning meters are a necessary component for both residents and the village, assisting in providing accurate billing and consumption data. Meters are installed at no charge. If you are experiencing problems with a meter, call 708 450-6323. Failure to report meter problems may result in increased charges of water services. For your convenience, the Village of Maywood offers online bill payment at www.maywood-il.org. You can pay with Visa, Discover, MasterCard and American Express. Desde el inicio de Maywood había actualizado sistema de medición el 99% de los metros por todo el pueblo se han instalado y ahora están siendo leer con precisión. Nuevos metros están instalados de forma gratuita y obligatoria. Si aún no tienes un nuevo medidor, llame al 708 450-6323. Incumplimiento puede resultar en la pérdida de servicios de agua. Para su comodidad, el pueblo de Maywood ofrece pago de facturas en línea en www.maywood-il.org. Se puede pagar con Visa, Discover, MasterCard y American Express.

MAYWOOD SPRINKLING ORDINANCE

A friendly reminder: Lawn sprinkling shall NOT be permitted between the hours of 9 am and 6 pm daily during the period of May 15 to September 15. Un recordatorio amigable: rociada de césped no se permitirán entre las horas de 9 am y 6 pm todos los días durante el período del 15 de mayo al 15 de septiembre.

VIOLATIONS TABLE

Attached Above.

2021 Water Quality Data

DATA TABULATED BY CHICAGO DEPARTMENT OF WATER MANAGEMENT
0316000 CHICAGO

Maximum Contaminant Level Goal (MCLG): The level of a contaminant in drinking water below which there is no known or expected risk to health. MCLGs allow for a margin of safety.

Maximum Contaminant Level (MCL): The highest level of a contaminant that is allowed in drinking water. MCLs are set as close to the MCLGs as feasible using the best available treatment technology.

Highest Level Detected: This column represents the highest single sample reading of a contaminant of all the samples collected in 2021.

Range of Detections: This column represents a range of individual sample results, from lowest to highest that were collected during the CCR calendar year.

Date of Sample: If a date appears in this column, the Illinois EPA requires monitoring for this contaminant less than once per year because the concentrations do not frequently change. If no date appears in the column, monitoring for this contaminant was conducted during the Consumer Confidence Report calendar year.

Treatment Technique (TT): A required process intended to reduce the level of a contaminant in drinking water.

N/A: Not applicable

DETECTED CONTAMINANTS

DETECTED CONTAMINANTS						
Contaminant (unit of measurement) <i>Typical source of Contaminant</i>	MCLG	MCL	Highest Level Detected	Range of Detections	Violation	Date of Sample
Turbidity Data						
Turbidity (NTU/Lowest Monthly % ≤ 0.3 NTU) <i>Soil runoff</i>	N/A	TT(Limit: 95% ≤ 0.3 NTU)	Lowest Monthly %: 100%	100% - 100%		
Turbidity (NTU/Highest Single Measurement) <i>Soil runoff</i>	N/A	TT(Limit 1 NTU)	0.20	N/A		
Inorganic Contaminants						
Barium (ppm) <i>Discharge of drilling wastes; Discharge from metal refineries; Erosion of natural deposits</i>	2	2	0.0203	0.0200 – 0.0203		
Nitrate (as Nitrogen) (ppm) <i>Runoff from fertilizer use; Leaching from septic tanks, sewage; Erosion of natural deposits</i>	10	10	0.28	0.28 – 0.28		
Total Nitrate & Nitrite (as Nitrogen) (ppm) <i>Runoff from fertilizer use; Leaching from septic tanks, sewage; Erosion of natural deposits</i>	10	10	0.28	0.28 – 0.28		
Total Organic Carbon (TOC)						
TOC	The percentage of TOC removal was measured each month and the system met all TOC removal requirements set by IEPA.					
Unregulated Contaminants						
Sulfate (ppm) <i>Erosion of naturally occurring deposits</i>	N/A	N/A	27.4	26.9 – 27.4		
Sodium (ppm) <i>Erosion of naturally occurring deposits; Used as water softener</i>	N/A	N/A	9.99	9.79 – 9.99		
State Regulated Contaminants						
Fluoride (ppm) <i>Water additive which promotes strong teeth</i>	4	4	0.77	0.65 – 0.77		
Radioactive Contaminants						
Combined Radium (226/228) (pCi/L) <i>Decay of natural and man-made deposits.</i>	0	5	0.95	0.83 – 0.95		02-04-2020
Gross Alpha excluding radon and uranium (pCi/L) <i>Decay of natural and man-made deposits.</i>	0	15	3.1	2.8 – 3.1		02-04-2020

Units of Measurement

ppm: Parts per million, or milligrams per liter

ppb: Parts per billion, or micrograms per liter

NTU: Nephelometric Turbidity Unit, used to measure cloudiness in drinking water

% ≤ 0.3 NTU: Percent of samples less than or equal to 0.3 NTU

pCi/L: Picocuries per liter, used to measure radioactivity

TURBIDITY

Turbidity is a measure of the cloudiness of the water. We monitor it because it is a good indicator of water quality and the effectiveness of our filtration system and disinfectants.

UNREGULATED CONTAMINANTS

A maximum contaminant level (MCL) for this contaminant has not been established by either state or federal regulations, nor has mandatory health effects language. The purpose for monitoring this contaminant is to assist USEPA in determining the occurrence of unregulated contaminants in drinking water, and whether future regulation is warranted.

FLUORIDE

Fluoride is added to the water supply to help promote strong teeth. The Illinois Department of Public Health recommends an optimal fluoride level of 0.7 mg/L with a range of 0.6 mg/L to 0.8 mg/L.

SODIUM

There is no state or federal MCL for sodium. Monitoring is required to provide information to consumers and health officials who have concerns about sodium intake due to dietary precautions. If you are on a sodium-restricted diet, you should consult a physician about the level of sodium in the water.

SOURCE WATER ASSESSMENT SUMMARY

Source Water Location

The City of Chicago utilizes Lake Michigan as its source water via two water treatment plants. The Jardine Water Purification Plant serves the northern areas of the City and suburbs, while the Sawyer Water Purification Plant serves the southern areas of the City and suburbs. Lake Michigan is the only Great Lake that is entirely contained within the United States. It borders Illinois, Indiana, Michigan, and Wisconsin, and is the second largest Great lake by volume with 1,180 cubic miles of water and third largest by area.

Source Water Assessment Summary

The Illinois EPA implemented a Source Water Assessment Program (SWAP) to assist with watershed protection of public drinking water supplies. The SWAP inventories potential sources of contamination and determined the susceptibility of the source water to contamination. The Illinois EPA has completed the Source Water Assessment Program for our supply.

Susceptibility to Contamination

The Illinois EPA considers all surface water sources of community water supply to be susceptible to potential pollution problems. The very nature of surface water allows contaminants to migrate into the intake with no protection only dilution. This is the reason for mandatory treatment of all surface water supplies in Illinois. Chicago's offshore intakes are located at a distance that shoreline impacts are not usually considered a factor on water quality. At certain times of the year, however, the potential for contamination exists due to wet-weather flows and river reversals. In addition, the placement of the crib structures may serve to attract waterfowl, gulls and terns that frequent the Great Lakes area, thereby concentrating fecal deposits at the intake and thus compromising the source water quality. Conversely, the shore intakes are highly susceptible to storm water runoff, marinas and shoreline point sources due to the influx of groundwater to the lake.

Further information on our community water supply's Source Water Assessment Program is available by calling DWM at 312-742-2406 or by going online at <http://dataservices.epa.illinois.gov/swap/factsheet.aspx>

2021 VOLUNTARY MONITORING

The City of Chicago has continued monitoring for Cryptosporidium, Giardia and E. coli in its source water as part of its water quality program. No Cryptosporidium or Giardia was detected in source water samples collected in 2021. Treatment processes have been optimized to provide effective barriers for removal of Cryptosporidium oocysts and Giardia cysts in the source water, effectively removing these organisms in the treatment process. By maintaining low turbidity through the removal of particles from the water, the possibility of Cryptosporidium and Giardia organisms getting into the drinking water system is greatly reduced.

In 2021, CDWM has also continued monitoring for hexavalent chromium, also known as chromium-6. USEPA has not yet established a standard for chromium-6, a contaminant of concern which has both natural and industrial sources. Please address any questions or concerns to DWM's Water Quality Division at 312-744-8190. Data reports on the monitoring program for chromium-6 are posted on the City's website which can be accessed at the following address below:

http://www.cityofchicago.org/city/en/depts/water/supp_info/water_quality_resultsandreports/city_of_chicago_emergincontaminantstudy.html

For more information, please contact
Andrea R.H. Cheng, Ph.D., P.E., Commissioner
At 312-744-7001

Chicago Department of Water Management
1000 East Ohio Street
Chicago, IL 60611
Attn: Andrea R.H. Cheng, Ph.D., P.E.

Please share this information with all the other people who drink this water, especially those who may not have received this notice directly (for example, people in apartments, nursing homes, schools, and businesses). You can do this by posting this notice in a public place or distributing copies by hand or mail.

This notice is being sent to you by:
The City of Chicago
Department of Water Management
Water System ID# IL0316000

JOIN MAYWOOD'S NEWLY LAUNCHED HOMELAND SECURITY & EMERGENCY MANAGEMENT TEAM



VILLAGE HALL

40 Madison Street
Maywood, IL 60153
Phone: 450.6300

VILLAGE PRESIDENT

Nathaniel George Booker

VILLAGE CLERK

Gwaine Dianne Williams

TRUSTEES

Antonio Sanchez
Shabaun Reyes Plummer
Miguel Jones
Melvin L. Lightford Sr.
Aaron Peppers
Isiah Brandon

INTERIM VILLAGE MANAGER

Chief of Police, Elijah Willis

Police Emergency	9-1-1
Non-Emergency	450.4470
Fire Emergency	9-1-1
Non-Emergency	343.5595
Mayor's Office	450.6366
Clerk's Office	450.6360
Public Works	450.4482
Water Dept.	450.6324
Manager's Office	450.6301
Code	
Enforcement	450.4405
Finance Dept.	450.6300
Community	
Development	450.6351

Website www.Maywood-il.org



The Village of Maywood is seeking Volunteers to join the Homeland Security and Emergency Management Agency (DHSEM). DHSEM is made up of citizen volunteers who receive ongoing training to assist the Village of Maywood in the case of emergencies and disasters.

DHSEM is a public safety agency alongside the village's Police and Fire departments. DHSEM is dedicated to preparing for, responding to and recovering from major emergencies and disasters. One of DHSEM's responsibilities is to educate the public with preparedness training so people will know what they can do to help themselves before, during and after a disaster strike. Residents are encouraged to become more involved with our preparedness efforts by getting directly involved as a volunteer Emergency Response Team member.

New MDHSEM Volunteers must complete the below requirements:

- Must be at least 18 years of age
- Successful completion of background check
- Must have a valid Illinois driver's license

To apply Please contact
Tbrown@maywood-il.org
Ksilas@maywood-il.org
Office: 708-829-1111

Newsletter signup at bit.ly/maywoodnews
Volunteer at bit.ly/maywoodvolunteers