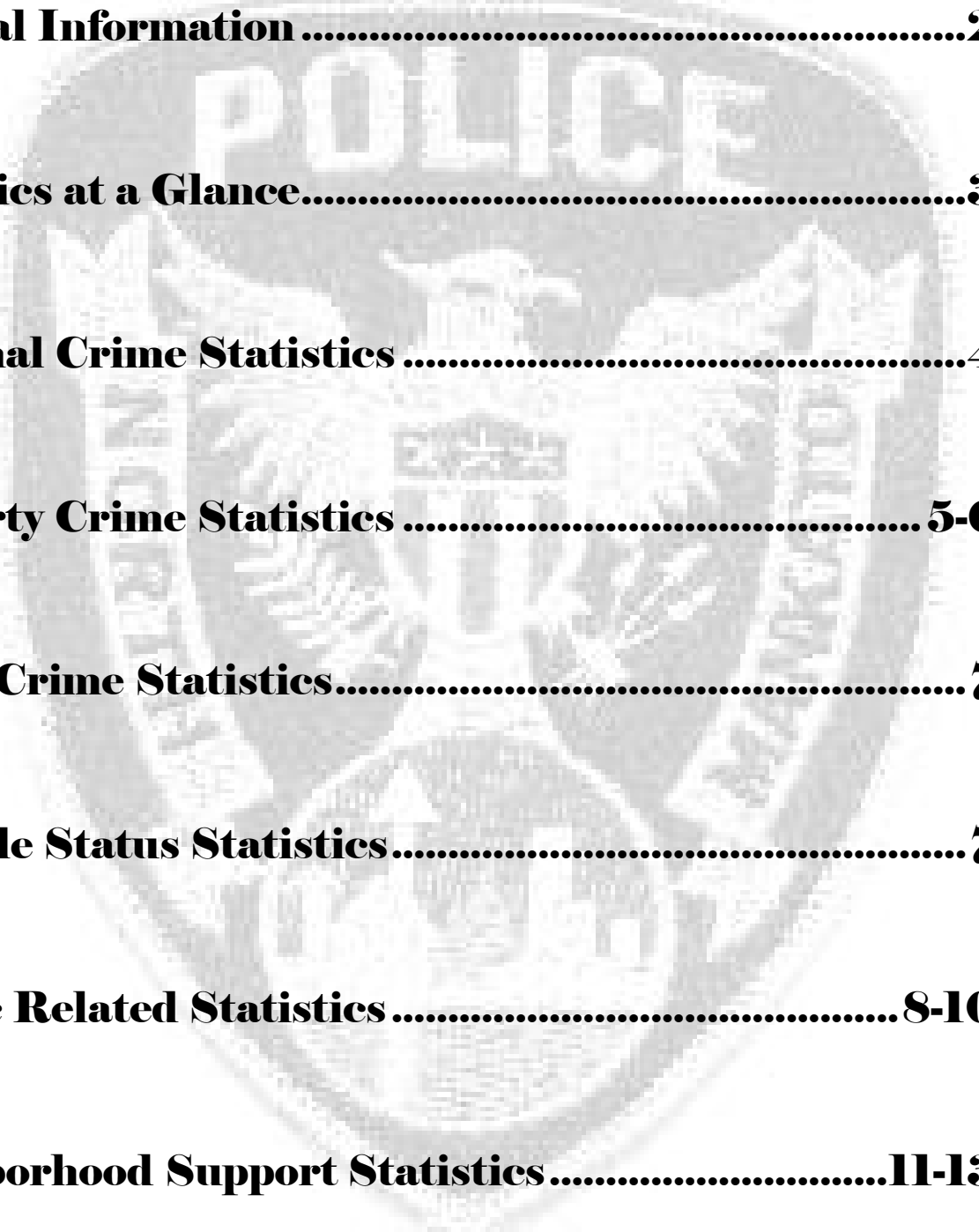




# **North Mankato Police Department**

## **2014 Year End Report**

**Table of Contents**



**General Information .....2**

**Statistics at a Glance.....3**

**Personal Crime Statistics .....4**

**Property Crime Statistics ..... 5-6**

**Other Crime Statistics.....7**

**Juvenile Status Statistics.....7**

**Traffic Related Statistics .....8-10**

**Neighborhood Support Statistics .....11-13**

**North Mankato Police Reserves .....14**

# General Information

## North Mankato Police Department

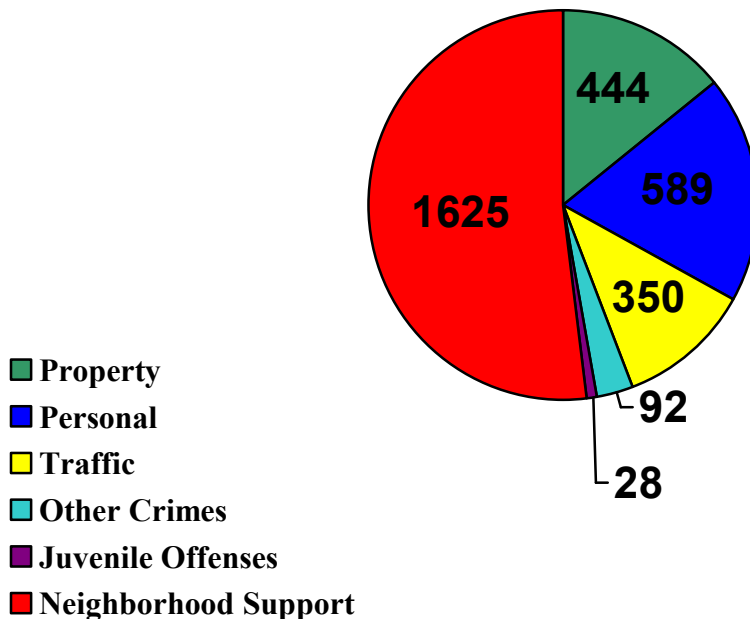
1001 Belgrade Avenue  
P.O. Box 2055  
North Mankato, MN 56002-2055

Emergency Number: 911  
Non-Emergency Dispatch Number: (507) 931-1570  
Office Number: (507) 625-4141

Email: [nmpd@nmpd.org](mailto:nmpd@nmpd.org)  
Tip Information Email: [tips@nmpd.org](mailto:tips@nmpd.org)

The City of North Mankato Code of Ordinances Access: [http://www.amlegal.com/northmankato\\_mn/](http://www.amlegal.com/northmankato_mn/)  
Court Records Access: <http://pa.courts.state.mn.us/default.aspx>.

## 2014 Police Reports





# 2014 Statistics at a Glance



<b>Personal Crimes</b>	<b>2014</b>	<b>2013</b>	<b>2012</b>
Homicide (includes attempts)	0	0	0
Terroristic Threats	16	12	10
Criminal Sexual Conduct	14	8	10
Robbery	3	2	1
Assault	31	40	19
Domestic Assault	48	41	64
Harassment	35	27	40
Harassing Communications	48	36	34
Child/Vulnerable Adult Protection	239	247	228
Domestic Disturbance	82	80	91
Disorderly Conduct	32	17	36
All other reports	41	31	23
<b>Total Personal Crime Reports</b>	<b>589</b>	<b>541</b>	<b>556</b>
<b>Property Crimes</b>	<b>2014</b>	<b>2013</b>	<b>2012</b>
Residential Burglaries	28	42	22
Non-Residential Burglaries	16	23	6
Theft from Building	43	54	57
Theft from Vehicle	66	53	54
Motor Vehicle Theft	14	15	3
Motor Vehicle Tampering	19	7	11
Financial Theft	47	28	18
Shoplifting	7	4	3
Property Damage	86	97	126
Arson / Negligent Fires	3	5	0
Trespassing	12	11	9
All other reports	103	81	79
<b>Total Property Crime Reports</b>	<b>444</b>	<b>420</b>	<b>388</b>
<b>Other Crimes</b>	<b>2014</b>	<b>2013</b>	<b>2012</b>
Narcotics	33	34	29
Underage Consumption	3	9	5
Weapons	7	8	7
Liquor Violations	8	2	3
All other reports	41	25	11
<b>Total Other Crime Reports</b>	<b>92</b>	<b>78</b>	<b>55</b>

<b>Juvenile Offenses</b>	<b>2014</b>	<b>2013</b>	<b>2012</b>
Alcohol	3	1	3
Runaways	15	16	19
Curfew	4	1	5
Tobacco	1	0	1
All Other reports	5	3	0
<b>Total Juvenile Offense Reports</b>	<b>28</b>	<b>21</b>	<b>28</b>
<b>Traffic Related</b>	<b>2014</b>	<b>2013</b>	<b>2012</b>
Accident Reports on Public Property	167	138	126
Accident Reports on Private Property	53	58	45
Bicycle Accidents (No Motor Vehicle)	4	1	0
Driving Under the Influence	36	25	34
Parking Violations	37	28	29
Violation Road & Driving Complaints	53	59	68
<b>Total Traffic Related Reports</b>	<b>350</b>	<b>309</b>	<b>302</b>
<b>Neighborhood Support</b>	<b>2014</b>	<b>2013</b>	<b>2012</b>
Medicals	382	383	347
Animal Control	153	155	157
Public Assists	93	97	155
Suspicious Activity	66	121	130
Assist Other Law Enforcement Agencies	105	123	126
Gun Purchase Permits Issued	123	168	166
Information Only	42	45	93
Civil Complaints	86	86	95
Alarm Calls	89	81	100
Welfare Checks	78	58	56
Residence Checks	45	54	41
Funeral Escorts	16	23	15
All other reports	347	342	356
<b>Total Neighborhood Support Reports</b>	<b>561</b>	<b>484</b>	<b>429</b>

*The North Mankato Police Department takes all reports very seriously and diligently investigates each report.*

<b>TOTAL REPORTS</b>	<b>3,128</b>	<b>3,105</b>	<b>3,145</b>
----------------------	--------------	--------------	--------------

# Personal Crime Statistics

Type of Complaint	2014	2013	2012
Homicide	0	0	0
Attempted Homicide	0	0	0
Robbery	3	2	1
Criminal Sexual Conduct	14	8	10
Terroristic Threats	16	12	10
Assault	30	37	19
Assault/Domestic Assault with a Deadly Weapon	3	6	1
Domestic Assault	46	38	63
Bomb Threat	1	0	1
Child Protection	221	231	217
Vulnerable Adult Protection	18	16	11
Domestic Disturbance	82	80	91
Pornography	4	1	0
Indecent Exposure	3	3	0
Peeping Tom	2	0	2
Kidnapping/Abduction/False Imprisonment	1	0	0
Disorderly Conduct	32	17	36
Harassment	35	27	40
Harassing Communications	48	36	34
Violation Court Order / Order for Protection	30	27	20
<b>TOTAL PERSONAL CRIME CALLS:</b>	<b>589</b>	<b>541</b>	<b>556</b>

\*Physical Domestic reports from the 2012 year-end report have been added to the Domestic Assault Category.

The North Mankato Police Department had three strong-armed robberies reported in 2014. In each case the suspect forcefully took a victim's wallet. Each victim sustained injuries from the incident. A suspect was identified and the case was forwarded to the Nicollet County Attorney's Office for charges.

In 2014, the North Mankato Police Department had one False Imprisonment Report. This incident stemmed from a juvenile holding another party against their will. The juvenile was charged through the Nicollet County Attorney's Office in this incident.



# Property Crime Statistics

Type of Complaint	2014	2013	2012
Arson / Negligent Fires	3	5	0
Burglary Residence	28	42	22
Burglary Non-residence	16	23	6
<b>Financial Theft</b>			
Fraud/Identity Theft	9	8	1
Forgery/Counterfeiting	12	1	4
Theft by Check	0	1	5
Credit Card Fraud	25	16	6
Fraud/NSF Checks	1	2	2
<b>Property Damage</b>			
Business Damage	8	6	9
Private Damage	71	83	98
Public Damage	7	8	19
<b>Property Theft</b>			
Theft of Motor Vehicle	14	15	3
Theft of ATV/MC/Moped	1	1	0
Theft of Trailers/Snowmobile/Boat	1	1	3
Tamper with Motor Vehicle	19	7	11
Theft from Building	43	54	57
Theft from Yard	21	21	25
Theft from Motor Vehicle	66	53	54
Theft from Boat	5	2	2
Theft from Coin Machine	3	0	0
Theft of Self-Serve Gas	20	16	18
Shoplifting	7	4	3
Bicycle Theft	23	31	24
Theft of Mail	1	0	0
Theft of Services	4	3	5
Theft by Swindle/Scam	21	5	0
Possession of Stolen Property	4	1	2
Trespassing/Prowlers	12	11	9
<b>TOTAL PROPERTY CRIME CALLS:</b>	<b>444</b>	<b>420</b>	<b>388</b>

\*Motor Vehicle Tampering has been given their own category. Those reports that were filed with Trespassing reports in the 2012 year end report are now included in the Motor Vehicle Tampering category.

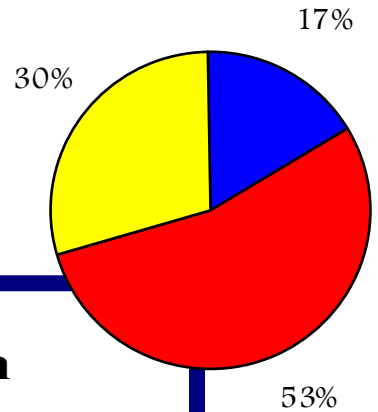


The North Mankato Police Department noticed a 40% Decrease in reported residential burglaries over the previous year's totals.

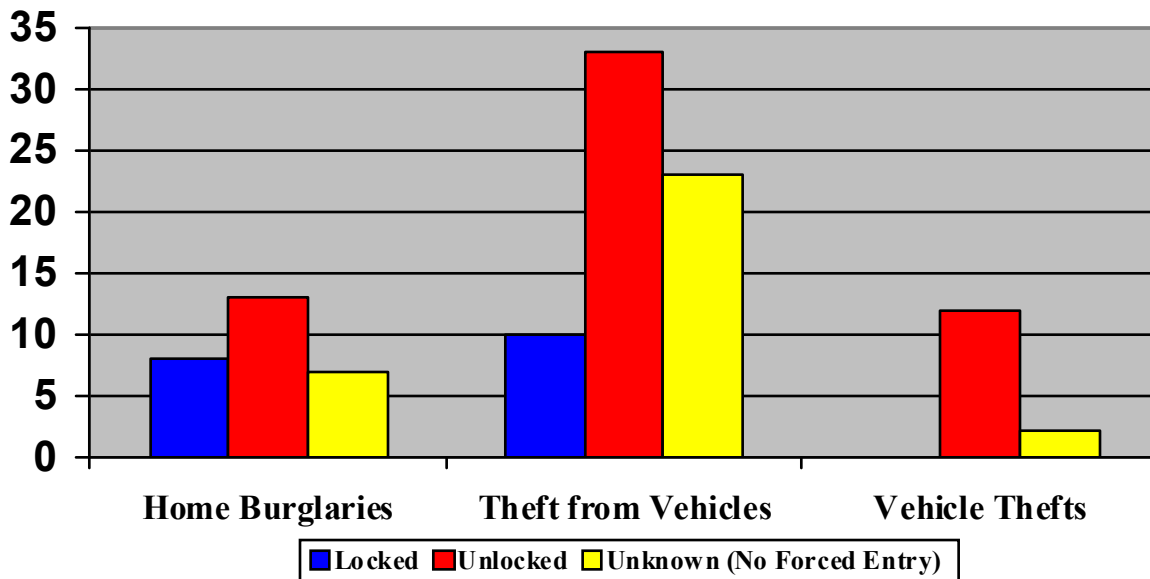
There were 14 vehicles reported as stolen within the City of North Mankato, MN. Ten of these vehicles were reported as unlocked with keys in the vehicle at the time of theft, one was reported as unlocked with a malfunctioning ignition that did not need a key to start the vehicle and three of these vehicles were stolen by someone the owner knew personally. All vehicles reported in the City of North Mankato were located and recovered.

The Police Department encourages residents to keep valuables out of sight and secure their homes, garages, and motor vehicles at all times.

Any suspicious activity should be reported immediately by calling 9-1-1 or the non-emergency dispatch number (507) 931-1570.



### Theft/Burglary Report Comparison



# Other Crime Statistics

Type of Complaint	2014	2013	2012
Fleeing Police	7	2	1
False Information to Police	4	3	4
Illegal Kennel	0	1	0
Impersonating a Police Officer	0	1	0
Narcotics	33	34	29
Obstructing Legal Process	3	1	1
Public Peace	16	11	0
Underage Consumption of Alcohol (18 ó 21 years)	3	9	5
Liquor Hours of Sale	4	2	1
Liquor Furnishing to Minors	1	0	2
Liquor Possession	3	0	0
Littering	8	3	3
Fireworks Discharge/Possession	3	3	2
Weapons Violations	7	8	7
<b>TOTAL OTHER CRIME CALLS:</b>	<b>92</b>	<b>78</b>	<b>55</b>



# Juvenile Status Statistics

Type of Complaint	2014	2013	2012
Curfew Violations	4	1	5
Incorrigible Juvenile	3	3	0
Runaways	15	16	19
Truancy Reports	2	0	0
Underage Consumption of Alcohol (Under 18)	3	1	3
Underage Tobacco Possession/Use	1	0	1
<b>TOTAL JUVENILE STATUS OFFENSES:</b>	<b>28</b>	<b>21</b>	<b>28</b>

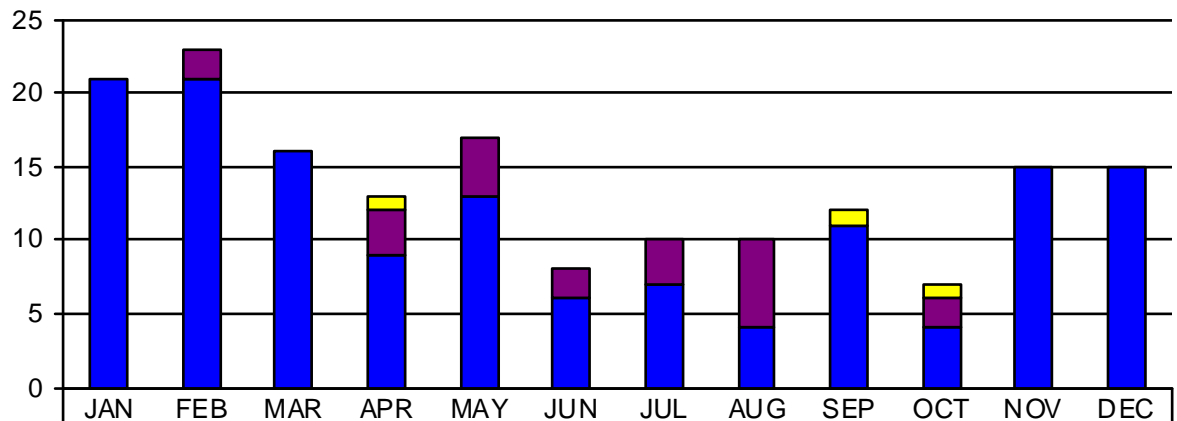


# Traffic Related Statistics

Traffic Related Statistics	2014	2013	2012
Motor Vehicle Accident Reports	220	196	171
Occurring on Public Property	167	138	126
Occurring on Private Property	53	58	45
Bicycle Accidents (No Motor Vehicle Involvement)	4	1	0
Driving While Under the Influence	36	25	34
Violations Road & Driving Complaints	53	59	68
Parking Violations	37	28	29
<b>TOTAL TRAFFIC RELATED CALLS:</b>	<b>350</b>	<b>309</b>	<b>302</b>

## Motor Vehicle Accident Injury/Fatality Breakdown

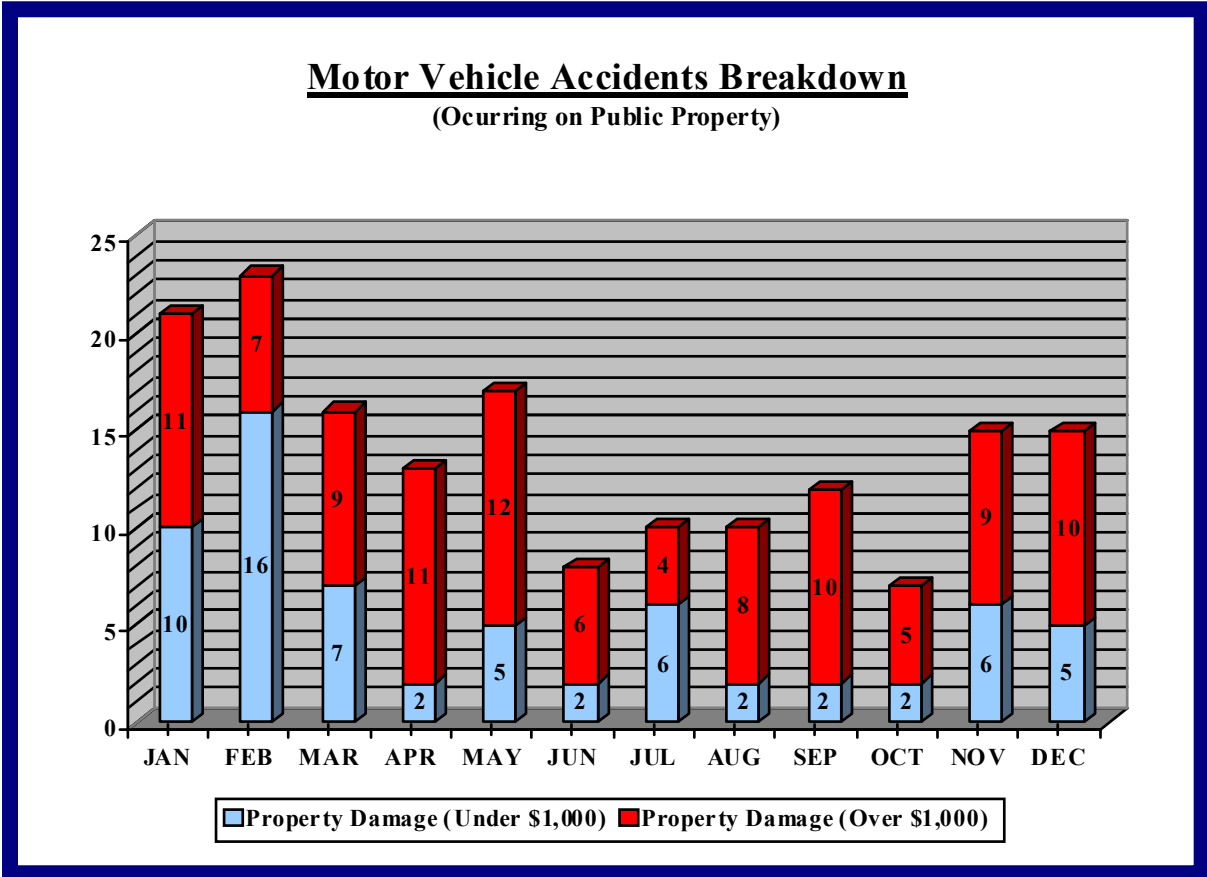
(Occurring on Public Property)


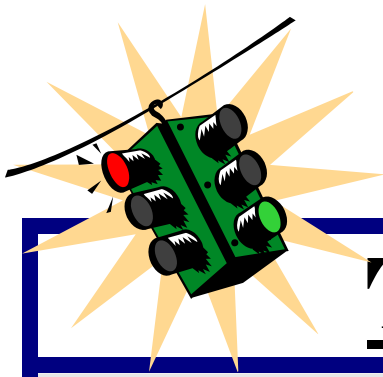


	JAN	FEB	MAR	APR	MAY	JUN	JUL	AUG	SEP	OCT	NOV	DEC
■	0	0	0	0	0	0	0	0	0	0	0	0
■	0	0	0	1	0	0	0	0	1	1	0	0
■	0	2	0	3	4	2	3	6	0	2	0	0
■	21	21	16	9	13	6	7	4	11	4	15	15



<b>Total Public Motor Vehicle Accidents</b>	<b>167</b>
Accidents involving an Under the Influence Driver	3
Involving a Pedestrian	1
Involving Bicycle	3





# Traffic Citations

<u>Violation</u>	<u>2014</u>	<u>2013</u>	<u>2012</u>
Careless/Exhibition/Reckless Driving	11	4	4
Child Restraint	1	0	2
Driver's License Violation	19	23	19
Driving After Revocation/Cancellation/Suspension of License	42	38	42
Driving While Intoxicated	49	31	37
Equipment Violation	8	1	4
Failure to Yield Right of Way	12	13	10
Fail to Use Due Care / Follow too Close	12	5	6
Improper Registration	26	8	12
Leaving the Scene of Accident	6	2	5
No Insurance/No Proof of Insurance	52	62	35
Open Bottle/Allow Open Bottle	4	2	4
Parking Tickets	90	47	43
Seatbelt	93	121	91
Speeding	108	90	86
Semaphore/Stop Sign Violation	24	21	18
All Other Violations	4	16	11
<b>Total:</b>	<b>561</b>	<b>484</b>	<b>429</b>

\*\*\*Fail to Use Due Care was added to the Follow too Close category. Fail to Use Due Care citations from the 2011 and 2012 year-end report have been removed from the All Other Violations category and entered into the Fail to Use Due Care / Follow too Close Category.



# Neighborhood Support Statistics

Type of Complaint	2014	2013	2012
911 Verifications	11	20	12
Alarm Calls	89	81	100
<b>Animal Control</b>			
Animal Complaints	144	140	142
Animal Bites	9	15	15
Assist Other Law Enforcement Agencies	105	123	126
Civil Complaints	86	86	95
Fire Calls	54	43	67
Found Property	69	60	57
Funeral Escorts	16	23	15
Gun Purchase Permits Issued	123	168	166
Information Only	42	45	93
Lost Property	12	10	8
<b>Medicals</b>			
Sick Cared For	252	267	273
Home Accidents	72	60	29
Occupational Accidents	3	7	4
Public Accidents	8	3	1
Intoxicated Individuals	47	46	40
Mentally Ill Persons	28	22	30
Missing Persons	8	7	10
Neighborhood Problems	15	25	15
Noise Complaints	72	48	69
Open Door	5	4	5
<b>Public Assists</b>			
Motorist Assist	14	16	14
Public Education	16	18	14
All Other Public Assists	63	63	127
Residence Checks	45	54	41
Predatory Offender Notification/Total Predatory Offenders	22/16	23/34	21/24
Solicitors	2	2	7
Sudden Death	15	13	9
Suicides	1	1	3
Suicides Attempts	12	11	15
Suicide Threats	27	42	28
Suspicious Activity	66	121	130
Welfare Checks	78	58	56
<b>TOTAL NEIGHBORHOOD SUPPORT CALLS:</b>	<b>1,625</b>	<b>1,736</b>	<b>1,837</b>

\*\*\*Fingerprinting services were discontinued in 2013. Fingerprinting reports from the 2012 year-end report have been added to the all other public assist category.

\*\*\*The speed trailer was retired in 2014. Speed trailer reports from 2012 and 2013 year-end reports have been added to the all other public assist category.

# Public Education

The North Mankato Police Department prides itself in providing superior law enforcement services to the community. One way in which we provide this service is through public education. The North Mankato Police Department conducted the following public education in 2014:

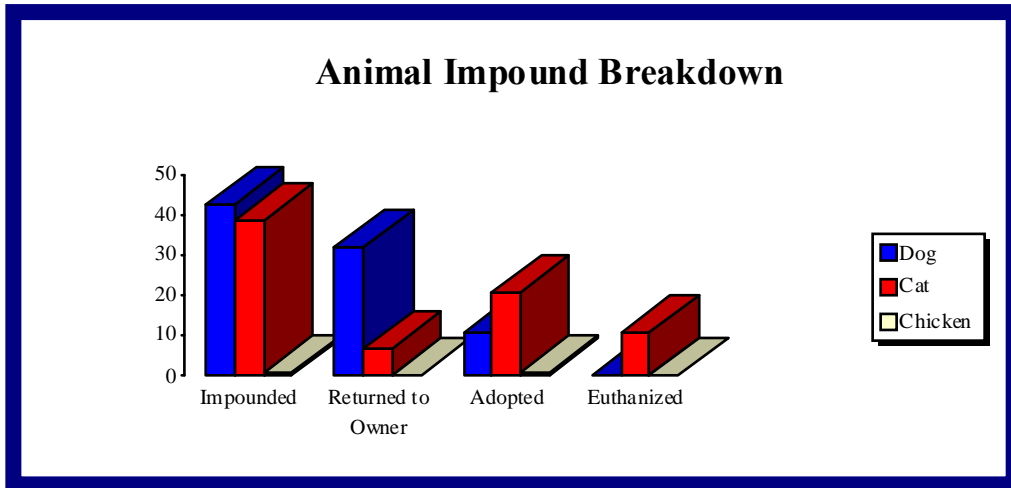
DATE	LOCATION	TOPIC	OFFICER	ATTENDANCE
2/21	CADA	Sexual Assault	710	8
4/11	Monroe Elementary	Safety	801	24
4/25	Hoover Elementary	Severe Weather Awareness	818	150
4/25	Monroe Elementary	Severe Weather Awareness	818	150
5/21	Garfield Elementary	Cyber Bullying	706	260
7/14	Local Daycare	Police Officer	709	10
7/17	Oak Terrace West	Identity Theft / Scams	710	30
8/4	Mankato Civic Center	Response to School Incidents	701	100
8/5	Night to Unite	Crime Prevention / Neighborhood Support	701	150
9/18	Mankato Law Enforcement Center	Emergency Preparedness	701	10
9/27	South Central College	Shine a Light on Safety	705	100
10/20	North Mankato Library	Library Program	703	15
11/6	Hoover Elementary	Winter Safety	715	78
11/12	Mayo Clinic Health Systems	Sexual Assault	710	30
11/13	Garfield Elementary	Cyber Bullying	706	267
11/14	Garfield Elementary	Winter Safety	715	90



# Animal Control

The North Mankato Patrol Officers are responsible for responding to all animal control issues. This includes animals at-large, animal abuse/neglect, and animals disturbing the peace.

In 2014 the North Mankato Police Department responded to 153 animal related reports and impounded 83 animals compared to 99 impoundments in 2013 for a cost of \$2,761.84 compared to \$2,925.11 in 2013.



The City of North Mankato maintains an Impound Agreement with Premier Veterinary Center of Mankato.



# North Mankato Police Reserves

FOR THE YEAR ENDING DECEMBER 31, 2014



The North Mankato Police Department has a long history of having a reserve program. Our reserve officers hold a volunteer position with the City of North Mankato. All of our reserve officers have other employment and we are very grateful for the time and service they provide us. Some of the reserve officers use the program as a stepping stone to gain experience to make finding a full-time position easier. Other reserve officers use the position as a hobby which gives them the opportunity to help and serve the public.

Reserve officers provide the City with traffic control during the many parades and races held throughout the year. We currently have 15 Reserve Officers dedicated to the community. These Reserve Officers collectively volunteered over 1,000 hours this past year.

In 2014 The North Mankato Police Reserves assisted the Police Department in a variety of functions:

North Mankato Fun Days ó Triathlon	372
Kiwanis Holiday Lights	108.75
Administrative Duties	114
Reserve Meeting & Training	143
Other Events & Assist Officer Duties	294.5
School Patrol	86
<b>TOTAL</b>	<b>1,118.25</b>