

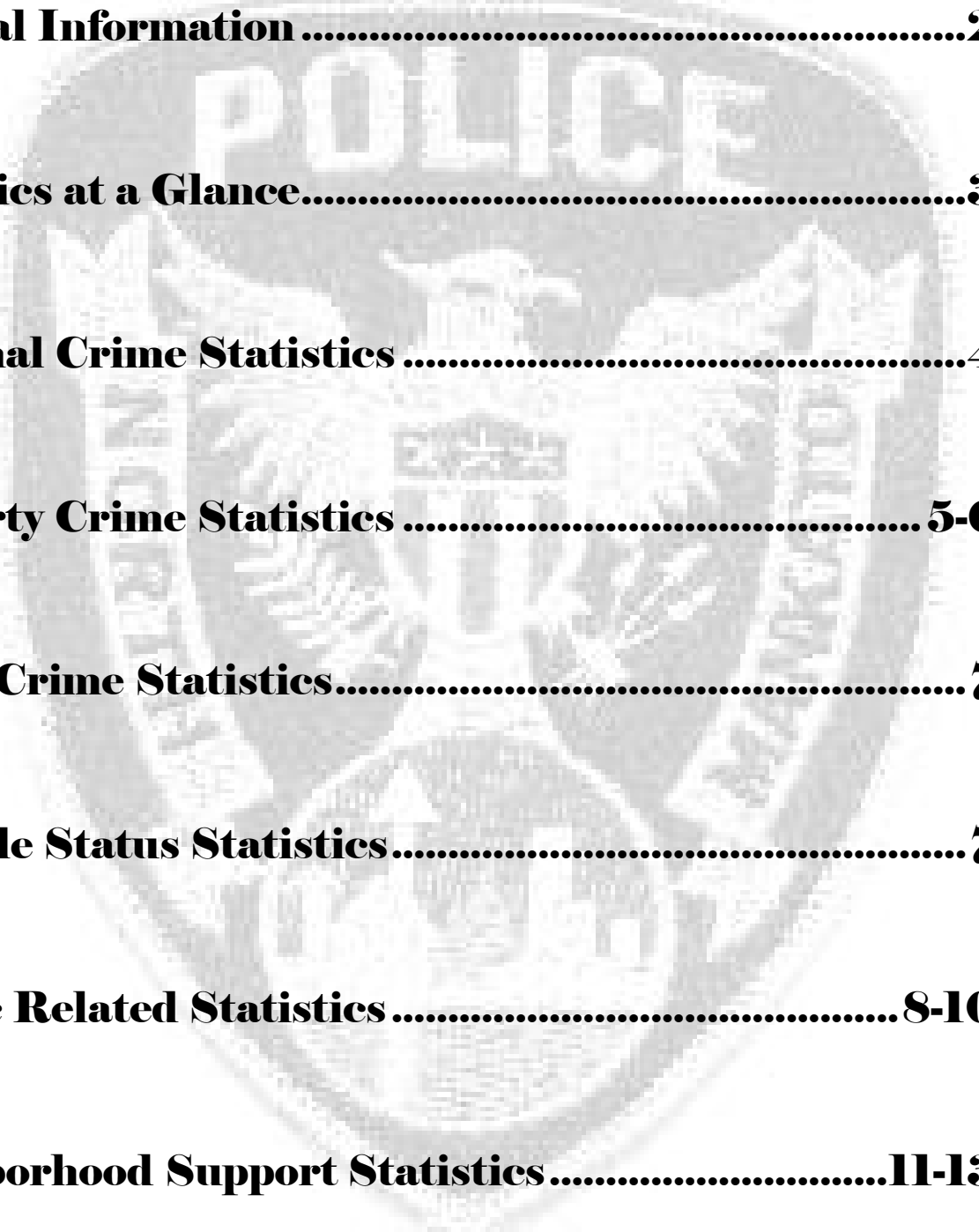


Picture taken by Officer Howe

North Mankato Police Department

2013 Year End Report

Table of Contents



General Information	2
Statistics at a Glance.....	3
Personal Crime Statistics	4
Property Crime Statistics	5-6
Other Crime Statistics.....	7
Juvenile Status Statistics.....	7
Traffic Related Statistics	8-10
Neighborhood Support Statistics	11-13
North Mankato Police Reserves	14

General Information

North Mankato Police Department

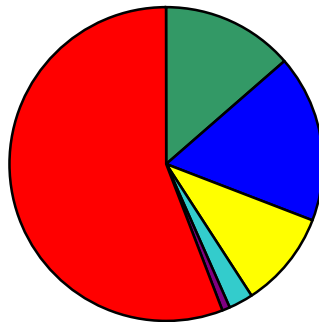
1001 Belgrade Avenue
P.O. Box 2055
North Mankato, MN 56002-2055

Emergency Number: 911
Non-Emergency Dispatch Number: (507) 931-1570
Office Number: (507) 625-4141

Email: nmpd@nmpd.org
Tip Information Email: tips@nmpd.org

The City of North Mankato Code of Ordinances Access: http://www.amlegal.com/northmankato_mn/
Court Records Access: <http://pa.courts.state.mn.us/default.aspx>.

2013 Police Reports



■ Property

■ Traffic

■ Juvenile Offenses

■ Personal

■ Other Crimes

■ Neighborhood Support



2013 Statistics at a Glance



Personal Crimes	2013	2012	2011
Homicide (includes attempts)	0	0	0
Terroristic Threats	12	10	10
Criminal Sexual Conduct	8	10	15
Robbery	2	1	3
Assault	40	19	19
Domestic Assault	41	64	53
Harassment	27	40	25
Harassing Communications	36	34	36
Child/Vulnerable Adult Protection	247	228	228
Domestic Disturbance	80	91	82
Disorderly Conduct	17	36	27
All other reports	31	23	12

Property Crimes	2013	2012	2011
Residential Burglaries	42	22	44
Non-Residential Burglaries	23	6	4
Theft from Building	54	57	49
Theft from Vehicle	53	54	143
Motor Vehicle Theft	15	3	8
Motor Vehicle Tampering	7	11	18
Financial Theft	28	18	30
Shoplifting	4	3	0
Property Damage	97	126	105
Arson / Negligent Fires	5	0	1
Trespassing	11	9	13
All other reports	81	79	67

Other Crimes	2013	2012	2011
Narcotics	34	29	26
Underage Consumption	9	5	6
Weapons	8	7	2
Liquor Violations	2	3	2
All other reports	25	11	8

Juvenile Offenses	2013	2012	2011
Alcohol	1	3	17
Runaways	16	19	23
Curfew	1	5	3
Tobacco	0	1	3
All Other reports	3	0	0

Traffic Related	2013	2012	2011
Accident Reports on Public Property	138	126	135
Accident Reports on Private Property	58	45	63
Bicycle Accidents (No Motor Vehicle)	1	0	2
Driving Under the Influence	25	34	34
Parking Violations	28	29	29
Violation Road & Driving Complaints	59	68	75

Neighborhood Support	2013	2012	2011
Medicals	383	347	379
Animal Control	155	157	171
Public Assists	97	155	151
Suspicious Activity	121	130	145
Assist Other Law Enforcement Agencies	123	126	122
Gun Purchase Permits Issued	168	166	112
Information Only	45	93	110
Civil Complaints	86	95	106
Alarm Calls	81	100	99
Welfare Checks	58	56	61
Residence Checks	54	41	46
Funeral Escorts	23	15	22
All other reports	342	356	292

The North Mankato Police Department takes all reports very seriously and diligently investigates each report.

TOTAL REPORTS	3,105	3,145	3,235
----------------------	--------------	--------------	--------------

Personal Crime Statistics

Type of Complaint	2013	2012	2011
Homicide	0	0	0
Attempted Homicide	0	0	0
Robbery	2	1	3
Criminal Sexual Conduct	8	10	15
Terroristic Threats	12	10	10
Assault	37	19	19
Assault/Domestic Assault with a Deadly Weapon	6	1	0
Domestic Assault	38	63	53
Bomb Threat	0	1	0
Child Protection	231	217	208
Vulnerable Adult Protection	16	11	20
Domestic Disturbance	80	91	82
Pornography	1	0	2
Indecent Exposure	3	0	0
Peeping Tom	0	2	0
Kidnapping/Abduction	0	0	0
Disorderly Conduct	17	36	27
Harassment	27	40	25
Harassing Communications	36	34	36
Violation/Order for Protection	27	20	10
TOTAL PERSONAL CRIME CALLS:	541	556	510

*Physical Domestic reports from the 2012 & 2011 year-end reports have been added to the Domestic Assault Category.

In 2013 the North Mankato Police Department saw over a 40% decrease in domestic assault cases and a 90% increase in assault cases. These assaults included three assaults on police officers and two assaults on school officials.

There was also a slight increase in Child Protection reports. That increase included three Malicious Punishment cases.



Property Crime Statistics

Type of Complaint	2013	2012	2011
Arson / Negligent Fires	5	0	1
Burglary Residence	42	22	44
Burglary Non-residence	23	6	4
Financial Theft			
Fraud/Identity Theft	8	1	7
Forgery/Counterfeiting	1	4	5
Theft by Check	1	5	4
Credit Card Fraud	16	6	11
Fraud/NSF Checks	2	2	3
Property Damage			
Business Damage	6	9	6
Private Damage	83	98	88
Public Damage	8	19	11
Property Theft			
Theft of Motor Vehicle	15	3	8
Theft of ATV/MC/Moped	1	0	1
Theft of Trailers/Snowmobile/Boat	1	3	0
Tamper with Motor Vehicle	7	11	18
Theft from Building	54	57	49
Theft from Yard	21	25	27
Theft from Motor Vehicle	53	54	143
Theft from Boat	2	2	1
Theft from Coin Machine	0	0	0
Theft of Self-Serve Gas	16	18	13
Theft of Parts from Vehicle	0	0	0
Shoplifting	4	3	0
Bicycle Theft	31	24	20
Theft of Services	3	5	2
Theft by Swindle	5	0	2
Possession of Stolen Property	1	2	1
Trespassing/Prowlers	11	9	13
TOTAL PROPERTY CRIME CALLS:	420	388	481

*Motor Vehicle Tampering has been given their own category. Those reports that were filed with Trespassing reports in the 2012 & 2011 year end reports are now included in the Motor Vehicle Tampering category.

There was over a two-hundred eighty percent increase in non-residential burglaries stemming from two storage complexes that had multiple storage units burglarized resulting in a separate report for each unit.

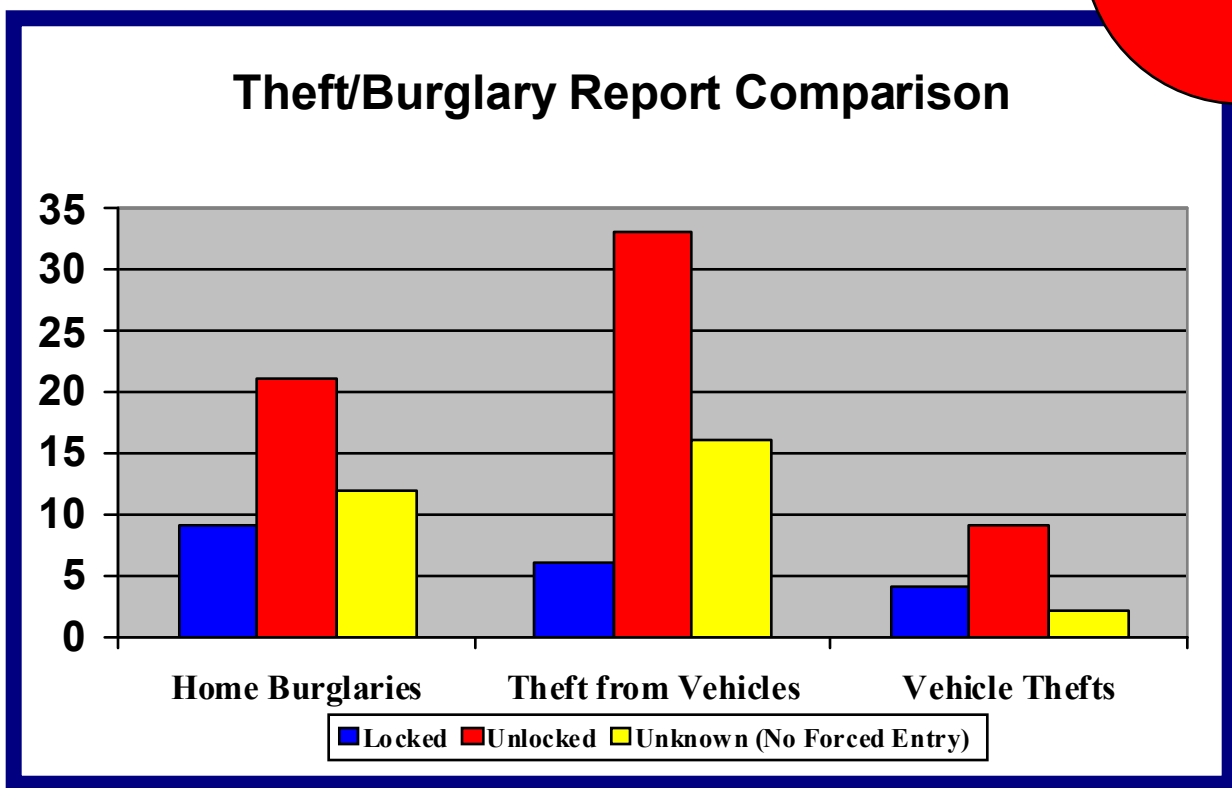
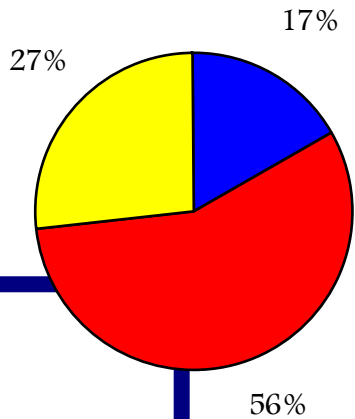


Residential burglaries rose by ninety-percent in 2013. Out of the 42 residential burglaries only 9 occurred when suspects forced entry into locked residences.

Vehicle thefts increased by four-hundred percent over 2012 statistics, however out of the 15 vehicle thefts reported in 2013 only 4 occurred when suspects forced entry into locked vehicles.

Theft from motor vehicles remains nearly the same as 2012 statistics and was a sixty-three percent decrease over 2011 statistics. Out of 53 thefts from motor vehicles only 6 occurred when suspects forced entry into locked vehicles.

Based off of these statistics only 17 % occurred when suspects forced entry into locked residences and vehicles, 56% occurred when suspects entered unlocked residences and vehicles, and 27% occurred in residences and vehicles that security was unknown but no force entry was noted.



The Police Department encourages residents to keep their homes, garages, and motor vehicles secured at all times and report any suspicious activity immediately by calling 9-1-1.



Other Crime Statistics

Type of Complaint	2013	2012	2011
Fleeing Police	2	1	0
False Information to Police	3	4	1
Illegal Kennel	1	0	0
Impersonating a Police Officer	1	0	0
Narcotics	34	29	26
Obstructing Legal Process	1	1	1
Public Peace	11	0	1
Underage Consumption of Alcohol (18 ó 21 years)	9	5	6
Liquor Hours of Sale	2	1	0
Liquor Furnishing to Minors	0	2	0
Liquor Possession	0	0	2
Littering	3	3	2
Fireworks Discharge/Possession	3	2	3
Weapons Violations	8	7	2
TOTAL OTHER CRIME CALLS:	78	55	44



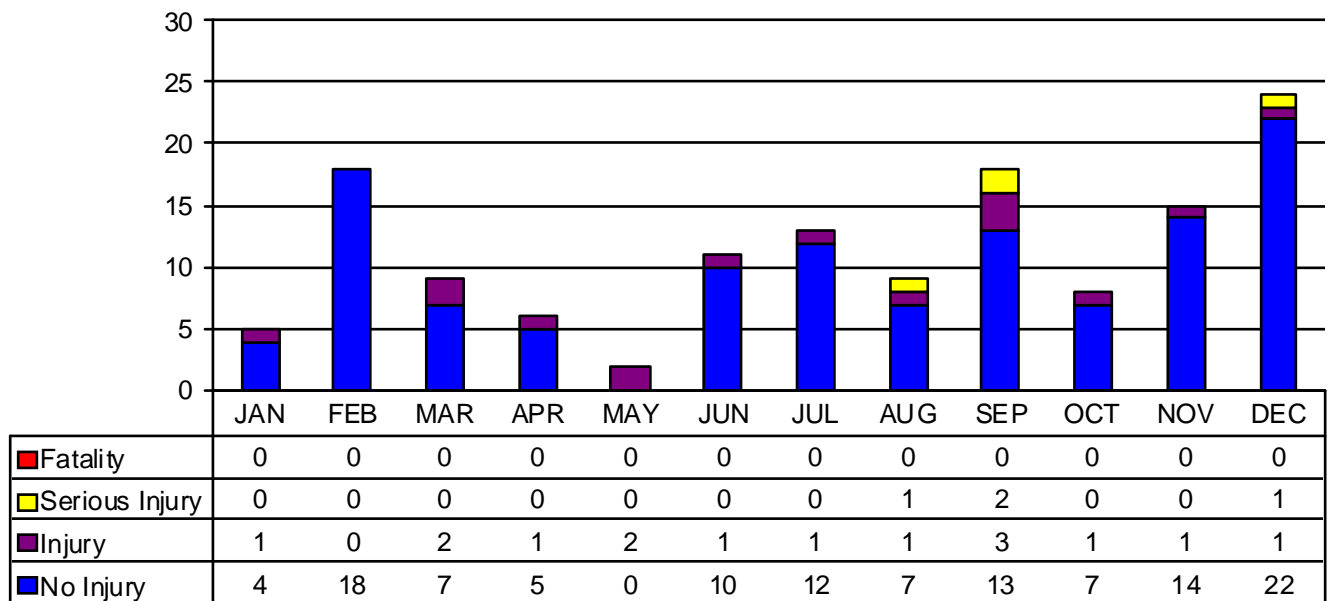
Juvenile Status Statistics

Type of Complaint	2013	2012	2011
Curfew Violations	1	5	3
Incorrigible Juvenile	3	0	0
Runaways	16	19	23
Truancy Reports	0	0	0
Underage Consumption of Alcohol (Under 18)	1	3	17
Underage Tobacco Possession/Use	0	1	3
TOTAL JUVENILE STATUS OFFENSES:	21	28	46

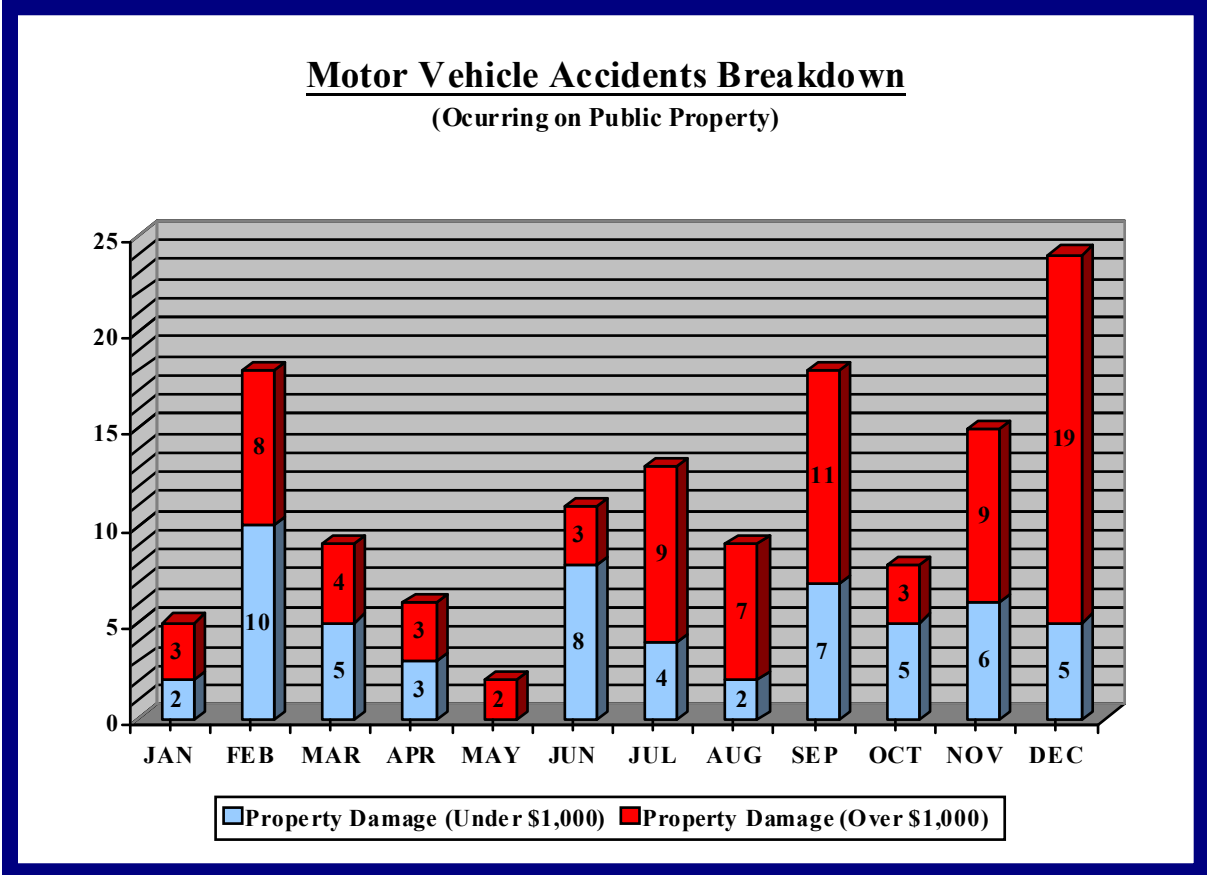
Traffic Related Statistics


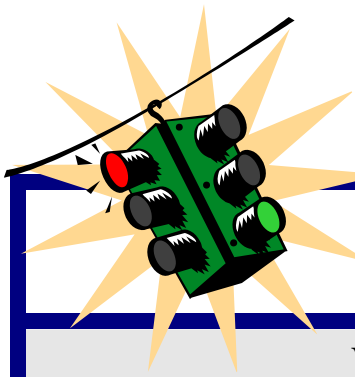
Traffic Related Statistics	2013	2012	2011
Motor Vehicle Accident Reports	196	171	198
Occurring on Public Property	138	126	135
Occurring on Private Property	58	45	63
Bicycle Accidents (No Motor Vehicle Involvement)	1	0	2
Driving While Under the Influence	25	34	34
Violations Road & Driving Complaints	59	68	75
Parking Violations	28	29	29
TOTAL TRAFFIC RELATED CALLS:	309	302	338

Motor Vehicle Accident Injury/Fatality Breakdown
(Occurring on Public Property)



Total Public Motor Vehicle Accidents	138
Accidents involving an Under the Influence Driver	2
Involving a Pedestrian	1
Involving Bicycle	1





Traffic Citations

<u>Violation</u>	<u>2013</u>	<u>2012</u>	<u>2011</u>
Careless/Exhibition/Reckless Driving	4	4	6
Child Restraint	0	2	5
Driver's License Violation	23	19	14
Driving After Revocation/Cancellation/Suspension of License	38	42	55
Driving While Intoxicated	31	37	34
Equipment Violation	1	4	4
Failure to Yield Right of Way	13	10	6
Follow Too Close	3	0	1
Improper Registration	8	12	17
Leaving the Scene of Accident	2	5	4
No Insurance/No Proof of Insurance	62	35	34
Open Bottle/Allow Open Bottle	2	4	9
Parking Tickets	47	43	83
Seatbelt	121	91	114
Speeding	90	86	105
Semaphore/Stop Sign Violation	21	18	18
All Other Violations	18	17	23
Total:	484	429	532



Neighborhood Support Statistics

Type of Complaint	2013	2012	2011
911 Verifications	20	12	14
Alarm Calls	81	100	99
Animal Control			
Animal Complaints	140	142	160
Animal Bites	15	15	11
Assist Other Law Enforcement Agencies	123	126	122
Civil Complaints	86	95	106
Fire Calls	43	67	41
Found Property	60	57	57
Funeral Escorts	23	15	22
Gun Purchase Permits Issued	168	166	112
Information Only	45	93	110
Lost Property	10	8	6
Medicals			
Sick Cared For	267	273	321
Home Accidents	60	29	26
Occupational Accidents	7	4	4
Public Accidents	3	1	7
Intoxicated Individuals	46	40	21
Mentally Ill Persons	22	30	19
Missing Persons	7	10	7
Neighborhood Problems	25	15	17
Noise Complaints	48	69	46
Open Door	4	5	6
Public Assists			
Motorist Assist	16	14	14
Speed Trailer	2	9	8
Public Education	18	14	17
All Other Public Assists	61	118	112
Residence Checks	54	41	46
Predatory Offender Notification/Total Predatory Offenders	23/34	21/24	17/18
Solicitors	2	7	9
Sudden Death	13	9	9
Suicides	1	3	4
Suicides Attempts	11	15	7
Suicide Threats	42	28	33
Suspicious Activity	121	130	145
Welfare Checks	58	56	61
TOTAL NEIGHBORHOOD SUPPORT CALLS:	1,736	1,837	1,816

***Fingerprinting services were discontinued in 2013. Fingerprinting reports from 2012 and 2011 year end-reports have been added to the all other public assist category.

The North Mankato Police Department prides itself in providing superior law enforcement services to the community. One way in which we provide this service is through periodic residential checks. A resident need only contact the department to request a residence check. An officer will then provide periodic checks of the residence while the owner is out-of-town. Another way is to provide our professional leadership and knowledge to groups in our community through public education talks promoting safety and an enhanced quality of life in the community. In addition, the police department provides school patrols, funeral escorts, firearm permits and many other services to the community.

Public Education

The North Mankato Police Department conducted the following public education in 2013:

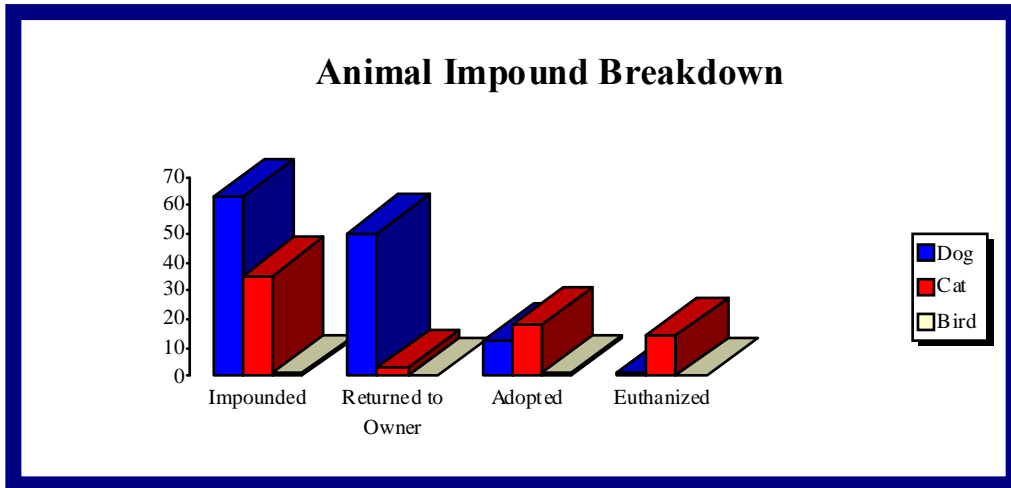
DATE	LOCATION	TOPIC	OFFICER	ATTENDANCE
1/25	Dakota Meadows	Being a good citizen	706	8
2/12	Corporate Graphics- Commercial Graphics	Burglary Prevention	714	160
3/4	Messiah Lutheran Church	Burglary Prevention	714	20
3/6	Good Shepherd Lutheran Church	Safety	712	10
4/10	North Mankato Fire 2	Drug Recognition	714	60
4/18	Monroe Elementary School	Weather Safety	818	40-50
4/18	Hoover Elementary School	Weather Safety	818	40-50
4/26	Garfield Elementary School	Cyber Bulling	706	250
5/13	St. John's Early Childhood	Police Officer	801	30
6/24	North Mankato Fire 2	Safety Camp	706	40
8/6	725 Garfield Avenue	Night to Unite	712/701	20
8/6	2109 Peregrine Lane	Night to Unite	712/701	25
8/6	The Reserve Park Shelter	Night to Unite	712/701	20
8/6	2254 St. John's Court	Night to Unite	712/701	30
10/29	Peter Pan Preschool and Daycare	Halloween Safety	712	25
11/15	Monroe Elementary School	Winter Safety	818	60
11/19	Hoover Elementary	Winter Safety	818	60
11/21	Pioneer Bank	Bank Robbery Education	715	10



Animal Control

The North Mankato Patrol Officers are responsible for responding to all animal control issues. This includes animals at-large, animal abuse/neglect, and animals disturbing the peace.

In 2013 the North Mankato Police Department responded to 155 animal related reports and impounded 99 animals compared to 125 impoundments in 2012 for a cost of \$2,925.11 compared to \$4,868.70 in 2012.



The City of North Mankato maintains an Impound Agreement with Premier Veterinary Center of Mankato.



North Mankato Police Reserves

FOR THE YEAR ENDING DECEMBER 31, 2013



The North Mankato Police Department has a long history of having a reserve program. Our reserve officers hold a volunteer position with the City of North Mankato. All of our reserve officers have other employment and we are very grateful for the time and service they provide us. Some of the reserve officers use the program as a stepping stone to gain experience to make finding a full-time position easier. Other reserve officers use the position as a hobby which gives them the opportunity to help and serve the public.

Reserve officers provide the City with traffic control during the many parades and races held throughout the year. We currently have 18 Reserve Officers dedicated to the community. These Reserve Officers collectively volunteered over 1,450 hours this past year.

In 2013 The North Mankato Police Reserves assisted the Police Department in a variety of functions:

North Mankato Fun Days ó Triathlon	474
Kiwanis Holiday Lights	198
Administrative Duties	107
Reserve Meeting & Training	169
Other Events & Assist Officer Duties	455
School Patrol	77
TOTAL	1,480