



CITY OF NORTH MANKATO

Fence Guidelines

- ❖ Fences are a permitted use in any zoning district.
- ❖ Fences shall not be located on any property line. Fences shall be placed in a manner that both sides can be maintained from the owner’s property. (Rule of thumb: leave a lawn mowers width between the outside of the fence and the adjoining property.)
- ❖ In all residential zones, fences located in front yard setbacks may not exceed 3 feet in height. In all other yards, fences shall not exceed 6 feet in height and shall follow the unaltered natural terrain of the land. (See Figure B)
- ❖ Where a lot is located at the intersection of 2 streets, fences shall be no higher than 3 feet for a distance equal to or greater than the front yard setback measured both directions from the corner property pin.
- ❖ Fences in commercial zoning districts shall not exceed 6 feet in height and shall follow the unaltered terrain of the land. (See Figure B)
- ❖ Fences in industrial zoning districts shall not exceed 8 feet in height. No barbed wire shall be located less than 6 feet from the ground.
- ❖ All fences shall be constructed and maintained so as not to endanger life or property.
- ❖ Fences shall not interfere with traffic or pedestrian visibility.
- ❖ Above ground electrical fences shall only be permitted in industrial zoning districts and shall be installed to all applicable safety standards which apply.
- ❖ In-ground private swimming pool serving a single-family residence shall be surrounded by a 6 foot high fence OR an automatic pool cover installed over the entire pool surface meeting ASTM F 1346 Standards.
- ❖ Fences shall be located a minimum of 5 feet from the ravine breakline.

INFORMATION REQUIRED FOR PERMIT

APPLICATION:

A permit will be issued after a plan review.

- Property Address
- Property Owner
- Description of Construction
- Property Corners
- Contractors Involved
- Site Plan (See Figure A)
- Value of Construction
- Contractor or Owner’s Signature

SITE PLAN MUST INCLUDE:

- Property Corners
- Setbacks
- Height of Fence
- Location of Fence

Figure A Sample Site Plan

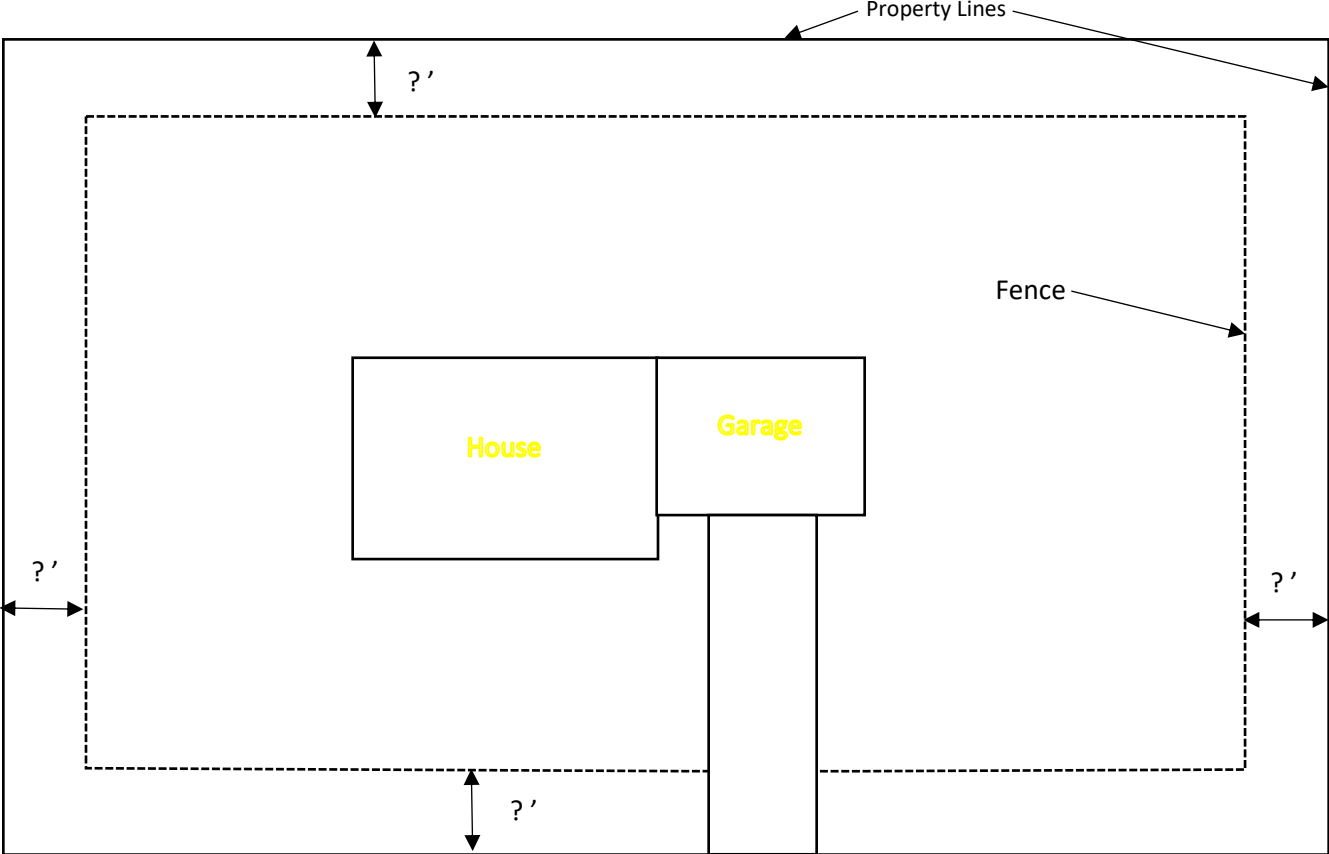
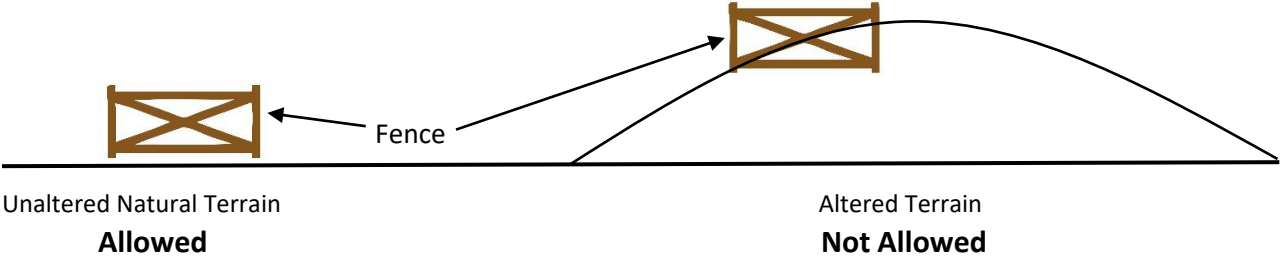
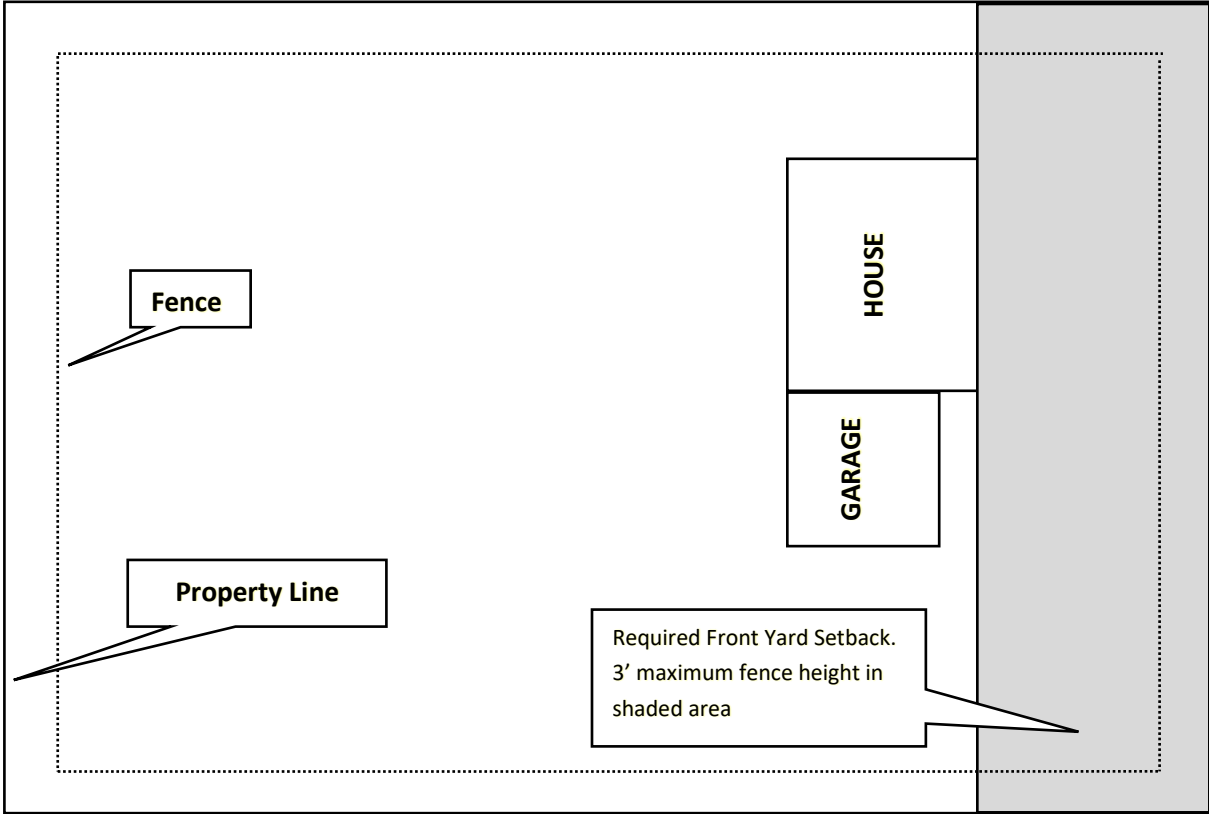


Figure B

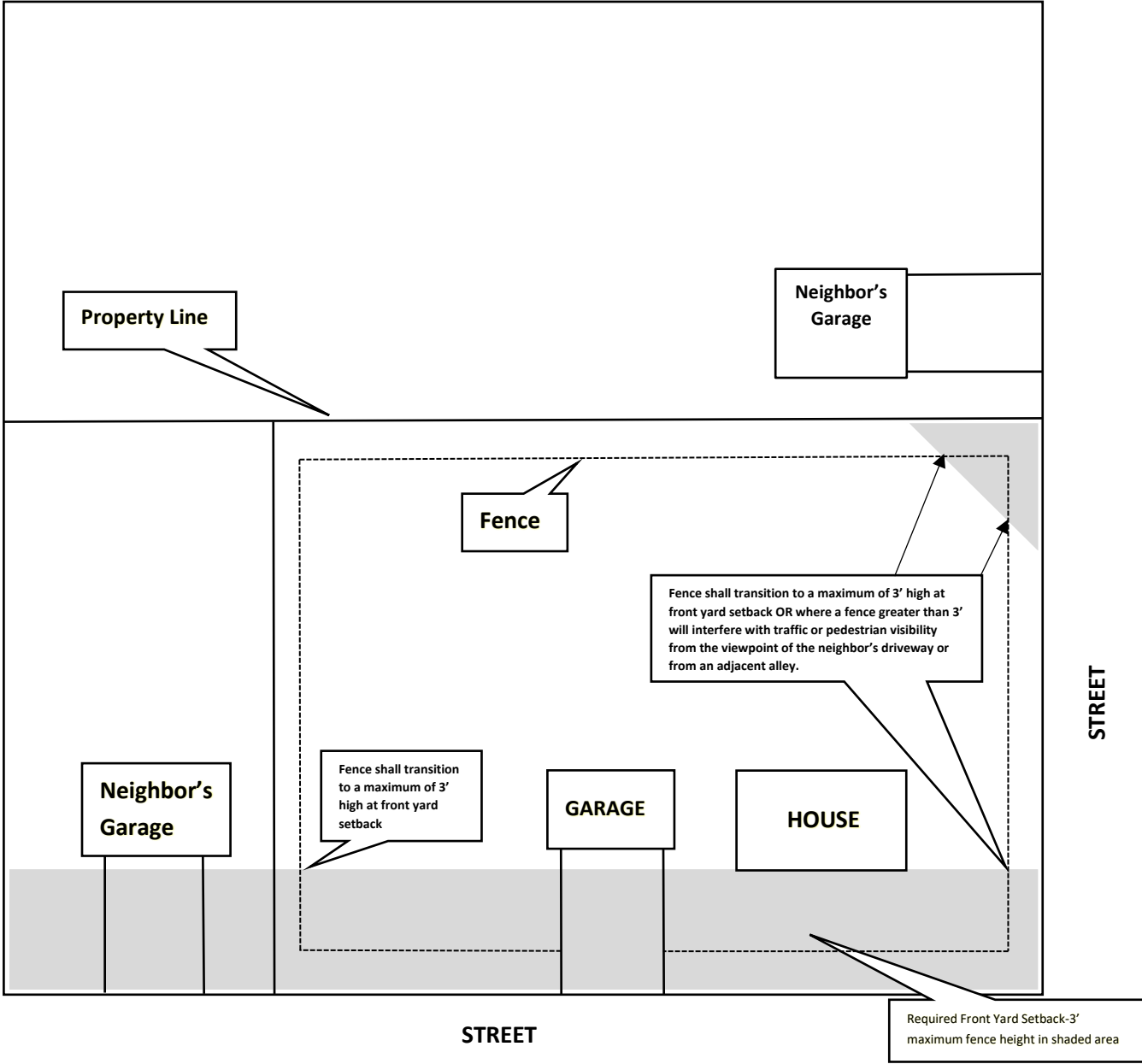


INTERIOR LOT



Maximum Fence Height: Front yard: 3' high
Side & Rear: 6' high
(Corner Lot): 3' high for a distance equal to or greater than the front yard setback

CORNER LOT



Maximum Fence Height: Front yard: 3' high
Side & Rear: 6' high
(Corner Lot): 3' high for a distance equal to or greater than the front yard setback