

Ladue Newsletter



LETTER FROM MAYOR SPEWAK

There are many things to love about summer. Enjoying the outdoors, getting away for a family vacation or just taking a little time off to enjoy yourself at home, and conducting our daily activities at a slightly relaxed pace. At the City of Ladue, we use our summers to work on special projects that will benefit you as residents.

Currently, we are updating our internal technology systems and designing a new, improved City website. Many thanks to our City Clerk, Stacey Mann, and Police Captain Brian Dieckmann for spearheading the technology upgrades. And, to Stacey and our department managers for creating content for the City website. Both of these projects are designed to allow greater ease of access for employees and residents.

Please take a moment to visit our current website and sign up for news alerts. You may pick and choose categories that interest you from meeting notices and committee agendas to crime alerts and general city updates. Sign up now to be included in the notifications to change over to the new website information portal. We take informing you very seriously and we ask that you understand your responsibility as a resident is to access the information we provide. There are many opportunities for a resident to stay informed.

Website, Instagram, Facebook are all available as information sources. Of course, your City Council members, myself and city staff are always available by email or phone to help you as well.

Our Deer Creek Preserve trail that will serve to connect the folks on the south side of 40 to the business district on Clayton Road is progressing. We are currently in the planning stages to create a community space on the trail. Many thanks to St. Louis Bank for their willingness to be a part of this project. I know that we will have some exciting events to share with you when we get further along with our planning.

One of our longest serving employees, Larry Johnson, Laborer Crew Leader for the Parks Division of Public Works, retired last month from public works. Larry was often seen out and about, taking care of our beautiful plantings and lending a hand to the Ladue Garden Club. We will miss his community spirit. Larry, thank you for your years of service and for all you did to better Ladue.

As we continue to get out and about this summer, stay in Ladue to shop and enjoy meals. I love all of our outdoor restaurant spaces: Sportman's, Lester's, Ladue Taco and Cantina, Companion Bakery, MOD Pizza, and Shake Shack. I will see you at all of them!

Enjoy!

Nancy

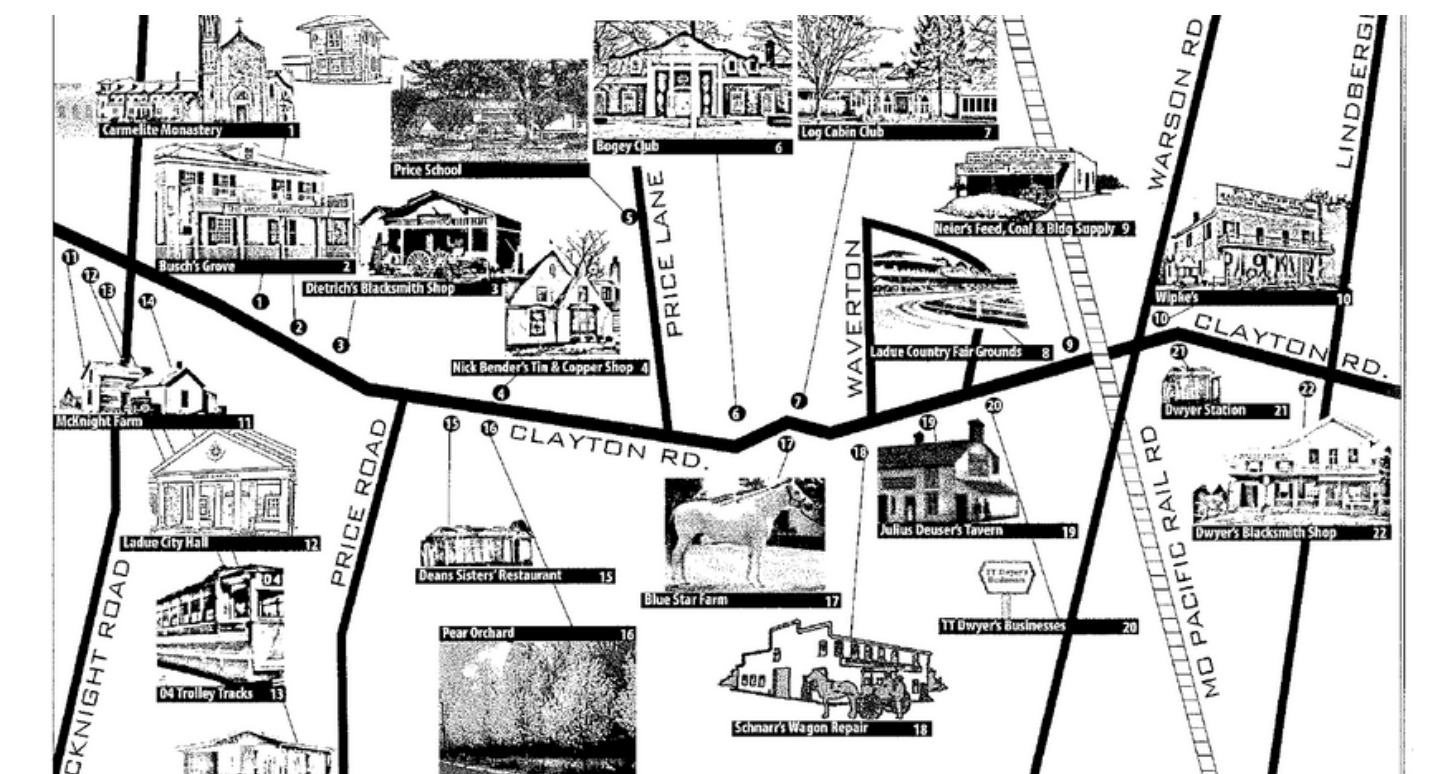
From the Archives

Between World War I and World War II, THE place to go in Ladue for a fun casual meal (think Lester's & Sportsman's Park today) was the Dean Sister's Restaurant (#15 on the map). The restaurant, located at the termination of the Clayton 04 Trolley, was located at 9341 Clayton Road. This location is today at the western most part of the Ladue City Hall building that houses the Ladue Building Department.

The Dean sisters, Hazel and Ethel, came to St. Louis from Chicago with their mother in the late 1910's and opened for business in the Ladue area baking pies for people who would drive out in the country on Sunday afternoons. They then opened a restaurant in what had been a small frame farmhouse. The fixtures were rustic, including painted wooded stools and tables, with a parking lot providing spaces for automobiles. During the summer months, picnic tables were placed outside under trees. The restaurant quickly became a gathering place for high school age students and those arriving and departing from the Clayton 04 Trolley. The restaurant specialties were large ham sandwiches with onions, hamburgers and home-made apple pie with two scoops of ice cream.

In the late 1920's the Village of Ladue Trustees determined that the village needed a permanent city hall and fire station. The ideal property identified by the Trustees was the Dean Sister's Restaurant location at 9341 Clayton Road (the Ladue building was subsequently built and was formally dedicated in 1931). As a result, the restaurant relocated to the east, building a one-story frame building at the site of the present Ladue Police Department. Their business continued to prosper. On Labor Day in 1937 a national street car buff ended his 1,100 mile 32 day journey from Cleveland to St. Louis, terminating on the Clayton 04 Trolley at the Dean Sister's Restaurant. The story goes that he consumed 6 ham sandwiches, 2 pieces of apple pie with ice cream and 6 cups of coffee. At the end of the meal he declared that the meal made his journey all worthwhile!

By the late 1930's bus lines began to replace trolley lines. With the end of trolley service imminent and the Dean sisters ill and aging, (Hazel's sister, Ethel, died on September 22, 1941), Hazel made the decision to close the restaurant on December 14, 1941. The building was razed, and the property became, for many years, part of an informal Ladue city park.



PUBLIC WORKS DEPARTMENT NEWS

SUMMER 2023

Soon the Deer Creek Preserve project, located at 9810 S. 40 Drive will begin. The property, formerly Edie's Mulch Site, will be converted into a public open space including a ten-foot-wide shared use path that will accommodate both pedestrians & bicyclists walking trail, benches, and a small parking area. The project is being funded largely through proceeds received from granting an easement to MSD for the project and from a Municipal Park Construction Grant administered through the Municipal League.

The City is exploring a shared use path extension east of the Deer Creek Preserve property along South 40 Drive, connecting to the Rolling Rock subdivision. The City would only be able to pursue the project if Federal Funding is secured. The project was identified in the Citywide Walkability plan that was adopted by City Council in April 2023.

Another upcoming project is the Dielman Road Improvements which will include the installation of a sidewalk on the west side of Dielman from Ladue Road to Tamarack along with paving of the roadway. The City waits for final authorization from MoDOT who is the Federal Funding administrator. Construction is 80% funded through the Federal Highway Administration.

Arbor Day was celebrated on April 22 and over 50 saplings were distributed to residents. Our tree photo contest winner was Ms. Margi Hensley who submitted a photo of a blooming Dogwood located in her neighborhood off Dielman. Thank you to all who participated in the Arbor Day celebration!




Please visit the City's Public Works webpage at <https://www.cityofladue-mo.gov/departments/public-works-214> to learn more about what the Public Works Department is working on! You may also feel free to call the Public Works Department at (314) 993-5665 or email us at publicworks@cityofladue-mo.gov

Yours in service,


Anne Lamitola, PE

Director of Public Works & the Building Department
alamitola@cityofladue-mo.gov
(314) 993-5665 ext. 1301





2023 Arbor Day



BLOOD DRIVE



GIVE AND GET YOUR
CHOICE OF A GIFT CARD
OR A DONATION TO
SUPPORT LOCAL TEACHERS.
Learn more at bloodcenter.org/teach.

City of Ladue

Friday, July 28

10:00 am - 3:00 pm

Donor Bus 9345 Clayton Road

Masks optional. Appointments required.

To schedule an appointment, **scan QR code**
call ImpactLife at 800.747.5401
or go to bloodcenter.org/group, grp #11512



 **ImpactLife**

THE SECURITY AND SAFETY OF A KNOXBOX®

The City of Ladue Fire Department has been using the Knox Box system for over 30 years. Currently, there are over 400 Knox Boxes located within the City of Ladue. Each Knox Box in the City of Ladue is keyed specifically so that only the Ladue Fire Department has access. Knox Boxes are high security key safes that are trusted and supported by your local fire department. They provide first responders access to your home in emergencies when people inside are unable to open the door or are not in the house. Some great examples of when the fire department might utilize the box would be for an EMS call in which the patient is unable to get to the door or a fire alarm that sounds when nobody is home. If the fire department responds for a fire alarm that is sounding it is policy to gain entry into the structure to verify that there is no emergency. Many times, this can be through an unsecured door or window but sometimes we must force entry which results in damage. Typically, this damage ends up costing more than the cost of a Knox Box. By having a Knox Box installed it will:

- Allow first responders to enter the home quickly
- Reduces forced entry property damage
- Make re-securing property easier and faster

Residents and owners of commercial buildings may purchase a Knox Box that is mounted at the front door or entrance to the residence or building. Keys to the building are stored inside this Knox Box. Knox Boxes are purchased online through the www.knoxbox.com website. Once the order is submitted, the fire department receives a notification from the Knox Company requesting that we approve the purchase. Once the order is approved the box is shipped directly to the homeowner. The homeowner is then responsible for the installation of the box. Once the installation is complete, the homeowner would schedule the fire department to come out to secure the keys that are provided by the homeowner in the box. There are several requirements for the installation of the boxes that MUST be adhered to:

- The Knox Box shall be located on either the right or left side of the recognized front door on the exterior of the structure and shall be immediately visible to fire personnel.
- The location shall be approved by the fire code official.
- The Knox Box shall be located at a height not less than one (1) foot or no more than six (6) feet above ground level.
- The Knox Box shall be located not more than eight (8) feet to either side of the door.

Please remember to contact the fire department any time you have a Knox Box and the locks have changed to update the keys. It doesn't happen often however, we occasionally encounter an old set of keys in the Knox Box. If you have owned a Knox Box for a few years and would like us to meet you on-site to verify that the keys are current please feel free to reach out to us. If you have any questions please don't hesitate to contact the fire department for answers at 314-993-0181.

Fire Chief Steven Lynn, MPA, EFO

RESIDENTIAL MECHANICAL EQUIPMENT AND GENERATORS

One of the joys of homeownership is enhancing the beauty of your property, but it is impossible to avoid having some less attractive elements, such as exterior air condenser units or other necessary mechanical equipment. The City of Ladue has recently been working on establishing some consistent rules to ensure that such mechanical equipment can be located with minimal impact on the beauty of Ladue's neighborhoods. Mechanical equipment is not allowed in the front yard of a property, and the side yards tend to be the preferred equipment location for many homeowners. For narrow properties, this can be a challenge, so the City has recently decided to allow some flexibility from the side setback requirements for mechanical equipment in the D, E, and E1 Zoning Districts. In all other zoning districts mechanical equipment is required to meet the setbacks for the structure it supports. Also, Ladue has recently implemented a new requirement that all mechanical equipment be screened from adjacent properties and roadways. This does not affect existing equipment, but any new or modified equipment will need to be screened by a fence or landscaping.

In addition to the standard mechanical equipment typical for every home, many residents have been opting to add generators to their properties, which is another type of equipment that is not usually considered pleasing to the eye. These are certainly optional but can provide peace of mind in case of emergency power outages. As is required for standard equipment, generators are not allowed in front yards and must be



screened from roadways and adjacent properties. Also, they are required to meet the main structure building setbacks for the zoning district in which they are located. Ladue's new ordinance regarding generators also limits the generator height to 6 feet (the same as the maximum allowed fence height) and establishes a few basic rules regarding generator operation and maintenance. If you would like to read the new code language for generators and mechanical equipment, it is located in the Zoning Ordinance, Section IV. J and Section V.C.(1)(e). Also, the Ladue Zoning Map is available at the following link:

<https://www.cityofladue-mo.gov/mm/files/ZoningMap04192018.pdf> or by scanning the QR code below.





HOW TO AVOID BEING THE VICTIM OF A SCAM



Falling victim to scammers is easier than one may think and unfortunately, scammers continue to develop new tricks to prey on their victims. Residents have reported various scams to our department to investigate. Some of the more recent include receiving packages they did not order and then calling the help line, which was included, only to have personal questions asked of them...receiving calls from numbers which have been “spoofed” to make it look like a legitimate business is calling and asked for financial information...receiving fraudulent emails where the sender asks for money or other financial documentation. It is more important than ever to protect yourself against these types of crimes by limiting your exposure and understanding who you are dealing with.

The Better Business Bureau (BBB) shared the following “ten tips” to help avoid most scams:

- Never send money via gift card or wire transfer to someone you have never met face-to-face. Seriously, just don’t ever do it. If they ask you to use wire transfer, a prepaid debit card, or a gift card, those cannot be traced and are as good as cash. Chances are, you won't see your money again. If someone is trying to convince you to pay this way, stop, get off the phone or the computer, and file a complaint with the Federal Trade Commission (FTC). Report the activity to BBB Scam Tracker.
- Avoid clicking on links or opening attachments in unsolicited emails. Links, if clicked, will download malware onto your computer, smart phone, tablet or whatever electronic device you're using at the time allowing cyberthieves to steal your identity. Be cautious even with email that looks familiar; it could be fake. Instead, delete it if looks unfamiliar and block the sender.
- Don’t believe everything you see. Scammers are great at mimicking official seals, fonts, and other details. Just because a website or email looks official does not mean that it is. Caller ID is commonly faked.
- Double check your online purchase is secure before checking out. Look for the “https” in the URL (the extra s is for “secure”) and a small lock icon on the address bar. Better yet, before shopping on the website, make certain you are on the site you intended to visit. Check out the company first at BBB.org. Read reviews about the quality of the merchandise, and make sure you are not buying cheap and/or counterfeit goods. Look for a brick-and-mortar address listing on the website itself and a working phone number. Take an extra step and call the number if it is a business you are not familiar with.



- Use extreme caution when dealing with anyone you've met online. Scammers use dating websites, Craigslist, social media, and many other sites to reach potential targets. They can quickly feel like a friend or even a romantic partner, but that is part of the con for you to trust them.
- Never share personally identifiable information with someone who has contacted you unsolicited, whether it's over the phone, by email, on social media, even at your front door. This includes banking and credit card information, your birthdate, and Social Security/Social Insurance numbers.
- Resist the pressure to act immediately. Shady actors typically try to make you think something is scarce or a limited time offer. They want to push victims to make a decision right now before even thinking through, asking family members, friends or a financial advisors. Sometimes, they'll advise to avoid contacting anyone and to just trust them. While high-pressure sales tactics are also used by some legitimate businesses, it typically isn't a good idea to make an important decision quickly.
- Use secure and traceable transactions. Do not pay by wire transfer, prepaid money card, gift card, or other non-traditional payment method (see number one above). Say no to cash-only deals, high pressure sales tactics, high upfront payments, overpayments, and handshake deals without a contract. Read all the small print on the contract and make sure to understand what the terms are.
- Whenever possible, work with local businesses. Ask that they have proper identification, licensing, and insurance, especially contractors who will be coming into your home or anyone dealing with your money or sensitive information. Review Business Profiles at BBB.org to see what other people have experienced.
- Be cautious about what you share on social media. Consider only connecting with people you already know. Check the privacy settings on all social media and online accounts. Imposters often get information about their targets from their online interactions and can make themselves sound like a friend or family member because they know so much about you. Then, update and change passwords to passphrases on a regular basis on all online accounts.

If you believe you are a victim of a scam or suspect someone attempted to scam you, please notify the Ladue Police Department's dispatch center at (314) 737-4600 to request to speak to an officer. Additionally, the Federal Bureau of Investigation (FBI) created the Internet Crime Complaint Center (IC3) to provide the public with a reliable and convenient reporting mechanism if you believe you have been the victim of an internet crime or scam.

Sincerely,

Chief Ken Andreski

LADUE PD CRIME TIPS



DISPATCH (314) 737-4600

ADMIN (314) 993-1214

CITYOFLADUE-MO.GOV

BURGLARIES – DON'T BECOME A VICTIM

- **LOCK ALL DOORS AND WINDOWS**
 - *Most burglaries occur through unlocked doors, windows, and open garages – "Harden the Target"*
- **ACTIVATE YOUR HOME ALARM WHEN LEAVING YOUR HOME**
 - *Audible alarms with glass break features and motion sensors are deterrents for burglars. They also notify law enforcement and your neighbors*
- **INSTALL VIDEO AND HOME SURVEILLANCE MONITORING SOLUTIONS**
 - *Add signage around your home and keep cameras visible. Monitor for suspicious people and activity*
- **BE ON THE LOOKOUT FOR SUSPICIOUS PEOPLE, VEHICLES, ACTIVITY**
 - *Burglars may be any gender, age, race, ethnicity, etc. & drive any type of vehicle – stay vigilant and notify law enforcement of suspicious behavior*
- **BE A GOOD NEIGHBOR**
 - *Neighbors working together with law enforcement make a great crime fighting team. You are the ones who know your neighborhood better than anyone else*
- **NOTIFY LADUE POLICE WHEN YOU GO ON VACATION**
 - *Add your home to our vacation watch list to have an officer check on your home while you are gone*
- **CONSIDER ADDING LICENSE PLATE READING TECHNOLOGY**
 - *LPR cameras have proven to be a great crime fighting tool for law enforcement*

Sign up today!



ImpactLife

CITY OF LADUE BLOOD DRIVE

FRIDAY JULY 28, 2023
10:00 AM - 3:00 PM

Join the City of Ladue staff in our first annual blood drive & bbq.
All donors and employees will receive lunch + dessert.
Raffle prizes to be announced soon!

City of Ladue
9345 Clayton Road

WHAT IS A TREE CANOPY AND WHY DOES IT MATTER?

The tree canopy is that layer of leafy, green branches that covers the ground when viewed from above and blots out the sky when viewed from below. The amount of tree canopy in an urban area is a measure of the environmental health of that city. Trees provide lovely scenery in Ladue and they impact our lives in ways other than visual. We are more likely to spend time outside when there are healthy trees surrounding us. These lovely trees aren't just eye candy. They act as giant filters that reduce air and water pollution. This makes the air we breathe and the water we use healthier and safer. Trees also impact our pocketbooks. Healthy trees increase home values and help save on energy costs in summer and winter. The tree canopy in Ladue offers essential benefits to everyone.

How do we know if we have enough trees in Ladue for everyone to experience these health, economic and climate benefits? American Forests is a non-profit conservation organization that was started in 1875. It is one of a number of organizations that researches the importance of tree canopies across the country. The research from American Forests indicates that a city, in a forested state, that has at least 48% tree canopy coverage does meet the health, economic and climate needs of its community. The Tree Equity Score in Ladue varies depending on the neighborhood, but the overall average for the community is 46%. This is good news for Ladue and something that we can all feel good about. This is a community resource that we want to maintain and improve as needed.

The Public Works Department and the volunteer BOSTA (Beautification, Open Space and Tree Advisory) Committee in Ladue are working together to adapt our ordinances so that our tree canopy is managed in a way that will continue to provide these essential benefits and strengthen community relations. We need the help and cooperation of all of our residents to attain these goals. We hope that you will join us when we sponsor honeysuckle hacks to clear space in areas such as Deer Creek Preserve so we can develop the walking trail and plant native trees that will add to our tree canopy and provide an enjoyable area for all of our residents to enjoy. We hope that you will read and follow the city ordinances for trees on private property. This will help homeowners and neighborhoods to maintain healthy trees and remove trees that pose hazards. Ordinance cooperation will ultimately add economic value to our homes and enhance neighbor relations.

Laure Hullverson, Chairman



City of Ladue
9345 Clayton Road
Ladue, MO 63124

Elected Officials

Mayor Nancy Spewak
nspewak@cityofladue-mo.gov

Stacey Kamps
Councilmember - Ward I
skamps@cityofladue-mo.gov

John Howell
Councilmember - Ward I
jhowell@cityofladue-mo.gov

John Fox
Councilmember - Ward II
jfox@cityofladue-mo.gov

Patrick Hensley
Councilmember - Ward II
phensley@cityofladue-mo.gov

Hal Burroughs
Councilmember - Ward III
hburroughs@cityofladue-mo.gov

Bill Brennan
Councilmember - Ward III
bbrennan@cityofladue-mo.gov

City Directory

Mayor
314-993-3439 ext. 1101

Administration
314-993-3439 / 314-993-5652 (f)

Building
314-997-6308

Municipal Court
314-993-3919

Public Works
314-993-5665 / 314-994-3195 (f)

Police (Non Emergency)
314-737-4600

Police (Administration)
314-993-1214

Fire (Non Emergency)
314-993-0181 / 314-993-0412 (f)

City Clerk
smann@cityofladue-mo.gov