FILED

2023 SEP 11 AM 11: 35

CHERYL [illegible]TNA
HALE COUNTY CLERK
BY [illegible]

2024 BUDGET

FOR

THE

COUNTY OF HALE

Prepared by:

Hale County Auditor's Office

Melinda Silvas

Hale County Auditor

FILED IN THE OFFICE OF THE COUNTY CLERK

THIS BUDGET WILL RAISE MORE REVENUE FROM PROPERTY TAXES THAN LAST YEAR'S BUDGET BY AN AMOUNT OF $883,421 WHICH IS A .039213 PERCENT DECREASE FROM LAST YEAR'S BUDGET. THE PROPERTY TAX REVENUE TO BE RAISED FROM NEW PROPERTY ADDED TO THE TAX ROLL THIS YEAR IS $72,536.88.

COUNTY OF HALE
BUDGET FOR 2024
TABLE OF CONTENTS

Page

Introductory Section

Budget Letter iii
Wages and Benefits iv
Budget Certificate v
Budget Adoption Order vi
Tax Rate Adoption Order vii
Estimated Revenues vs. Estimated Expenditures by Fund viii
Comparative Expenditures and Other Uses ix
Tax Rate by Fund, 2013 thru 2022 x
Sales and Use Tax xi
Revenues and Expenditures by Classification – Graphs xii
Principal Officials xiii
Organizational Chart xiv

Funds

General Fund 1
Permanent Improvement Fund 50
Economic Development 52
Jury Fund 54
Rural Fire Protection Fund 56
General Road and Bridge Fund 59
Precinct #1 Fund 62
Precinct #2 Fund 64
Precinct #3 Fund 66
Precinct #4 Fund 68
District Court Records Archive 70
Pretrial Service Program 72
County Clerks Vital Statistics Preservation Fund 74
County Clerks Records Management and Preservation Fund 76
County Clerks Records Archive Fees 78
Records Management and Preservation Fund, County 80
Records Management and Preservation Fund, District Clerk 82
County Court Technology Fund 84
District Court Technology Fund 86
Airport Maintenance Fund 88
Law Library Fund 90
Courthouse Security Fund 92
Justice Court Technology Fund – JP#1 95
Justice Court Technology Fund – JP#3 97
JP#1 Case Manager 99
SLFRF - ARPA 102
Drug Court 104
Opioid Settlement Fund 106
Projection Construction / Note 108
Debt Service Fund 111

COUNTY OF HALE
STATE OF TEXAS
Plainview, Texas

September 11, 2023

Hale County Commissioners Court
Citizens of Hale County

The proposed budget for the calendar year beginning January 1, 2024, and ending December 31, 2024, including all actions of the Commissioners Court through September 11, 2023, is submitted for your approval. The presentation format begins with consolidated summary schedules of the Budget as a whole, followed by individual fund and departmental line item budget appropriations.

Ad Valorem Property Taxes

The estimated property tax revenue included in the 2023 budget is based on a tax rate of $0.634728, General Fund Levy; $0.000272, Farm to Market Flood Control Fund Levy; $0.000271 Road and Bridge Fund Levy; $0.609855 Interest and Sinking Fund Levy per $100 valuation on the taxable value of the 2023 certified appraisal roll of $2,193,014,042 General Fund Levy, Road and Bridge Fund Levy and Interest and Sinking Fund Levy; and $2,441,595,218 Farm to Market Flood Control Fund Levy.

This represents a decrease of .007972 in the General Fund Levy, a decrease of .000025 in the Farm to Market Flood Control Fund Levy, a decrease of .010613 in the Road and Bridge Fund Levy and a increase of .010613 in the Interest and Sinking Fund per $100 valuation on the 2023 certified appraisal roll of $2,193,014,042 – General Fund Levy; $2,441,595,218 Farm to Market Flood Control Fund Levy; and $2,193,014,042 Road and Bridge Fund Levy. This rate represents a decrease of $0.024196/$100 in the no-new-revenue tax rate of 0.570872/$100, computed by Richard Petree, Interim Chief Appraiser.

The distribution of tax revenues for 2024 as compared to 2023 is as follows:

FUND	2023		2024	
	RATE	PERCENT	RATE	PERCENT
GENERAL ROAD & BRIDGE	.135381	13.87	.135381	22.19
ROAD & BRIDGE SPECIAL	.000271	.03	.000271	.04
GENERAL	.459845	79.71	.459819	75.37
INDIGENT HEALTH CARE	.024384	4.20	.014384	2.36
FARM TO MARKET & LATERAL RD.	.000272	2.15	.000245	.04
INTEREST & SINKING	.014847	.04	.000000	0.00
TOTAL ALL FUNDS	.635000	100.00	.610100	100.00

Estimated collections of current ad valorem taxes of $12,628,215 comprises 64% of total estimated revenues (excluding inter-fund transfers) for 2022.

Wages and Benefits

The 2024 proposed budget includes:

1. The employer contribution rate to Texas County District Retirement System increased to 17.88%.
2. Salary increase of $5,000.00 for elected officials
3. Salary step increase of 5% for all employees employed at least one year on December 31, 2023.
4. Salary step increase from 13/17 to 13/21 for the County Court Administrative Assistant to the Hale County Judge.
5. Salary increase of $17,149.48 for the Hale County Attorney.
6. Salary step increase from 13/10 to 13/17 for the Administrative Assistant to the Hale County Attorney.
7. Salary increase of 5% for the three Assistant District Attorney's.
8. Increase from 16 hours to 20 hours for the DPS Secretary.
9. Increase from 16 hours to 20 hours for the VSO Clerk.
10. Salary increase of 5% for the extension agents.
11. Salary increase of 5% for the 242nd & 64th District Court Court Administrators
12. Salary increase of 5% for the 242nd District Court Court Reporter.
13. Salary increase of $10,000.00 for the Hale County Auditor.
14. Salary increase of 5% plus $2000.00 for the Hale County Assistant Auditors.
15. New part time maintenance position in the Courthouse Building and Grounds Department at a Group 13 Step 1, 20 hours per week.

Respectfully Submitted,

David B. Mull, Hale County Judge
Budget Officer

Melinda Silvas
Hale County Auditor

BUDGET CERTIFICATE

Budget of the County of Hale, Texas. The budget year being from January 1, 2024, to December 31, 2024.

THE STATE OF TEXAS

COUNTY OF HALE

We, David B. Mull, County Judge; Christine Reyna, County Clerk; and Melinda Silvas, County Auditor; of the County of Hale, Texas, do hereby certify that the attached budget is a true and correct copy of the budget of the County of Hale, Texas, as passed and approved by the Commissioners Court of the said county on the 11th day of September, 2023, as the same appears on file in the office of the County Clerk of said County.

County Judge

County Clerk

County Auditor

Subscribed and sworn before me, the undersigned authority, this the 11th day of September 2023.

County Clerk
Hale County, Texas

HALE COUNTY COMMISSIONERS COURT
BUDGET ADOPTION ORDER, CALENDAR YEAR 2024

On this the 11th day of September, 2023, came to be considered the Budget of estimated revenues and expenditures for the period beginning January 1, 2024 and ending December 31, 2024, and it appearing to the Commissioners Court that said Budget is in accordance with law, and has been duly prepared by the County Judge, assisted by the County Auditor, and fully filed for inspection, and the said corrections thereof having been made by the Commissioners Court on motion made, seconded and carried, it is ordered by the Commissioners Court that the said Budget be, and is hereby, approved and adopted. It is further ordered by the Court that totals shown in said Budget for expenditure categories be considered to be Budget Line Items, and the amounts shown for individual items included in those categories be considered to be supplementary information.

PASSED and APPROVED this 11th day of September 2023.

David B. Mull
County Judge

Harold King
Commissioner, Precinct 1

Jerry Bright
Commissioner, Precinct 2

Vicki Milner
Commissioner, Precinct 3

Benny Cantwell
Commissioner, Precinct 4

Subscribed and sworn to before me, the undersigned authority, this the 11th day of September 2023.

Attest: Christine Reyna
County Clerk

HALE COUNTY COMMISSIONERS COURT
ORDER ADOPTING THE TAX RATE

On this the 11th day of September 2023, came to be considered the Tax Rate for 2023, and it appearing to the Commissioners Court that said Tax Rate has been duly calculated in accordance with law by Andrew Moritz, Chief Appraiser, Tax Assessor/Collector, and all required public notices fully filed, and the said Tax Rate, having been duly considered by the Court, on motion made, seconded and carried, it is ordered by the Court that the said Tax Rate per one hundred dollar valuation be, and it is hereby approved and adopted as follows:

FUND	2023	
	RATE	PERCENT
GENERAL ROAD & BRIDGE	.135381	15.11
ROAD & BRIDGE SPECIAL	.000271	.03
GENERAL	.459819	80.58
INDIGENT HEALTH CARE	.014384	4.24
FARM TO MARKET & LATERAL RD.	.000245	.04
TOTAL RATE	.610100	100.00

THIS TAX RATE WILL RAISE MORE TAXES FOR MAINTENANCE AND OPERATIONS THAN LAST YEAR'S TAX RATE.
THE TAX RATE WILL EFFECTIVELY BE RAISED BY .039213 PERCENT AND WILL RAISE TAXES FOR MAINTENANCE AND OPERATIONS ON A $100,000 HOME BY APPROXIMATELY $39.21.

PASSED AND APPROVED this 11th day of September 2023.

David B. Mull
County Judge

Harold King
Commissioner, Precinct 1

Jerry Bright
Commissioner, Precinct 2

Vicki Milner
Commissioner, Precinct 3

Benny Cantwell
Commissioner, Precinct 4

Subscribed and sworn to before me, the undersigned authority, this the 11th day of September 2023.

Attest: Christine Reyna
County Clerk

COUNTY OF HALE
2024 BUDGET
ESTIMATED REVENUES AND OTHER SOURCES
VS. ESTIMATED EXPENDITURES AND OTHER USES

	BUDGETED RESERVE	TOTAL ESTIMATED COLLECTIONS	TOTAL ESTIMATED EXPENDITURES	REVENUE OVER/(UNDER) EXPENDITURES
010 GENERAL FUND	$ 200,000	$ 17,298,183	$ 17,474,903	$ 23,280
011 PERMANENT IMPROVEMENT FUND	$ 534,000	$ 50,000	$ 584,000	$ -
012 ECONOMIC DEVELOPMENT	$ 21,000	$ 4,000	$ 25,000	$ -
014 JURY FUND	$ 58,000	$ 20,200	$ 78,200	$ -
015 RURAL FIRE PROTECTION FUND	$ 6,000	$ 4,000	$ 10,000	$ -
018 GENERAL ROAD & BRIDGE	$ -	$ 2,931,211	$ 2,931,211	$ -
021 PRECINCT #1 FUND	$ 100,000	$ 767,685	$ 867,685	$ -
022 PRECINCT #2 FUND	$ 75,000	$ 746,718	$ 821,718	$ -
023 PRECINCT #3 FUND	$ 120,390	$ 698,562	$ 818,952	$ -
024 PRECINCT #4 FUND	$ 50,000	$ 714,281	$ 764,281	$ -
032 DISTRICT COURT RECORDS ARCHIVE	$ 2,000	$ 3,000	$ 5,000	$ -
033 PRETRIAL SERVICE PROGRAM		$ 2,000	$ -	$ 2,000
034 COUNTY CLERKS VITAL STATISTICS	$ 800	$ 3,200	$ 4,000	$ -
035 CO CLERKS RECORDS MGT./PRES	$ 30,000	$ 52,000	$ 82,000	$ -
036 COUNTY CLERKS RECORDS ARCHIVE	$ 18,000	$ 47,000	$ 65,000	$ -
037 RECORDS PRESERVATION FUND, CC	$ -	$ 6,300	$ 4,800	$ 1,500
038 RECORDS PRESERVATION FUND, DC		$ 17,500	$ 3,000	$ 14,500
048 COUNTY COURT TECHNOLOGY FUND	$ 2,200	$ 1,300	$ 3,500	$ -
049 DISTRICT COURT TECHNOLOGY FUND	$ 4,250	$ 1,750	$ 6,000	$ -
052 AIRPORT MAINTENANCE FUND	$ -	$ 409,500	$ 343,880	$ 65,620
053 LAW LIBRARY FUND	$ -	$ 21,500	$ 12,000	$ 9,500
055 COURTHOUSE SECURITY FUND		$ 19,100	$ 17,000	$ 2,100
058 JUSTICE COURT TECH FUND - JP#1	$ 1,000	$ 3,500	$ 4,500	$ -
059 JUSTICE COURT TECH FUND - JP#3	$ 10,600	$ 9,400	$ 20,000	$ -
070 JP # 1 CASE MANAGER	$ -	$ 1,600	$ -	$ 1,600
100 SLFRF - (ARPA FUNDS)	$ -	$ -	$ -	$ -
101 DRUG COURT	$ -	$ 200,000	$ 200,000	$ -
169 INTEREST AND SINKING	$ -	$ 2,500	$ -	$ 2,500
TOTAL ALL FUNDS	**$ 1,233,240**	**$ 24,035,990**	**$ 25,146,630**	**$ 122,600**

COUNTY OF HALE
COMPARATIVE EXPENDITURES AND OTHER USES
2023 BUDGET VS. 2024 BUDGET

	TOTAL 2023 ESTIMATED EXPENDITURES	TOTAL 2024 ESTIMATED EXPENDITURES	AMOUNT OF INCREASE/ (DECREASE)
GENERAL FUND	$ 16,211,261	$ 17,024,903	813,642
PERMANENT IMPROVEMENT FUND	$ 382,500	$ 584,000	201,500
ECONOMIC DEVELOPMENT	$ 25,000	$ 25,000	-
JURY FUND	$ 60,700	$ 78,200	17,500
RURAL FIRE PROTECTION FUND	$ 10,000	$ 10,000	-
GENERAL ROAD AND BRIDGE FUND	$ 3,081,492	$ 242,015	(2,839,477)
PRECINCT #1 FUND	$ 818,947	$ 867,685	48,738
PRECINCT #2 FUND	$ 797,653	$ 821,718	24,065
PRECINCT #3 FUND	$ 728,931	$ 818,952	90,021
PRECINCT #4 FUND	$ 731,451	$ 764,281	32,830
DISTRICT COURT ARCHIVE	$ 5,000	$ 5,000	-
PRETRIAL SERVICE PROGRAM	$ -	$ -	
COUNTY CLERKS VITAL STATISTICS	$ 2,500	$ 4,000	1,500
COUNTY CLERKS RECORDS PRESERVATIO	$ 82,000	$ 82,000	-
COUNTY CLERKS ARCHIVE FUND	$ 65,000	$ 65,000	-
RECORDS PRESERVATION FUND, CC	$ 4,800	$ 4,800	-
RECORDS PRESERVATION FUND, DC	$ 3,000	$ 3,000	-
COUNTY COURT TECHNOLOGY FUND	$ 3,000	$ 3,500	500
DISTRICT COURT TECHNOLOGY FUND	$ 6,000	$ 6,000	-
AIRPORT MAINTENANCE FUND	$ 347,500	$ 343,880	(3,620)
LAW LIBRARY FUND	$ 12,000	$ 12,000	-
COURTHOUSE SECURITY FUND	$ 17,000	$ 17,000	-
JUSTICE COURT TECHNOLOGY FUND - JP#1	$ 4,500	$ 45,000	40,500
JUSTICE COURT TECHNOLOGY FUND - JP#3	$ 20,000	$ 20,000	-
JP #1 CASE MANAGER	$ -	$ -	-
DRUG COURT	$ 200,000	$ 200,000	-
INTEREST AND SINKING	$ 441,825	$ -	(441,825)
TOTAL ALL FUNDS	$ 24,062,060	$ 22,047,934	$ (2,014,126)

COUNTY OF HALE
TAX RATE BY FUNDS
FOR THE TAX YEARS 2015 THROUGH 2024

FUND	2015	2016	2017	2018	2019	2020	2021	2022	2023	2024
Operating Funds										
Jury	.001801	.001789	.000000	.000000	.000000	.000000	.000000	.000000	.000000	.000000
Rural Fire Protection	.000520	.000514	.000000	.000000	.000000	.000000	.000000	.000000	.000000	.000000
Road & Bridge	.064469	.082244	.074245	.081897	.083989	.083989	.093759	.143379	.143379	.143379
Road & Bridge Special	.000246	.000247	.000243	.000251	.000241	.000241	.000241	.010884	.010884	.010884
General	.374495	.358821	.397653	.450779	.451770	.474970	.477000	.436116	.436116	.436116
Indigent Health Care	.037902	.035985	.035459	.036673	.035000	.035000	.037000	.028000	.028000	.028000
Economic Development		.001282	.000000	.000000	.000000	.000000	.000000	.000000	.000000	.000000
Permanent Improvements	.012367	.010918	.000000	.000000	.000000	.000000	.000000	.000000	.000000	.000000
Subtotal	.491800	.491800	.507600	.569600	.571000	.594200	.608000	.618379	.618379	.618379
Farm to Market & Lateral Road	.000300	.000300	.000300	.000300	.000300	.000300	.000300	.000297	.000297	.000297
Total Operating Fund Rates	.492100	.492100	.507900	.569900	.571300	.594500	.608300	.618676	.618676	.618676
Interest & Sinking Funds										
Tax Note	.000000	.000000	.000000	.025600	.024200	.023500	.024700	.024324	.024324	.024324
Total Interest & Sinking Funds	.000000	.000000	.000000	.025600	.024200	.023500	.024700	.024324	.024324	.024324
TOTAL COUNTY-WIDE TAX RATE	.492100	.492100	.507900	.595500	.595500	.618000	.633000	.643000	.643000	.643000

COUNTY OF HALE
SALES AND USE TAX

The County imposes and levies a 1/2 of 1 percent sales and use tax. The proceeds of the sales tax revenue are for the use and benefit of the County to replace property tax revenue lost as a result of the adoption of the tax.

This sales tax was approved by County voters on August 8, 1987, and took effect on January 1, 1988. Calculation of the County's effective tax rate and rollback tax rate each year must take revenue from this sales tax into account.

Collections and enforcement are affected through the offices of the Comptroller of Public Accounts, State of Texas, who remits the proceeds of the tax, after deduction of a two percent (2%) service fee, to the County each month. Revenue from this source has been:

Year	Total Collected	Equivalent Of Ad Valorem Tax Rate
2000	$1,020,841	$0.088790
2001	1,029,281	0.081710
2002	1,087,429	0.086696
2003	1,116,323	0.086227
2004	1,085,313	0.083042
2005	1,150,251	0.081369
2006	1,160,437	0.082172
2007	1,341,164	0.088500
2008	1,383,684	0.081260
2009	1,365,793	0.081700
2010	1,395,595	0.079200
2011	1,476,346	0.079500
2012	1,635,952	0.090200
2013	1,531,911	0.083700
2014	1,518,821	0.087800
2015	1,645,313	0.090000
2016	1,529,278	0.086600
2017	1,541,318	0.545300
2018	1,050,355	0.587800
2019	1,094,402	0.695400
2020	981,405	0.638718
2021	997,771	0.595068
2022	1,099,052	0.570872
2023	1,279,982	

* YTD Collections at 7/31/23

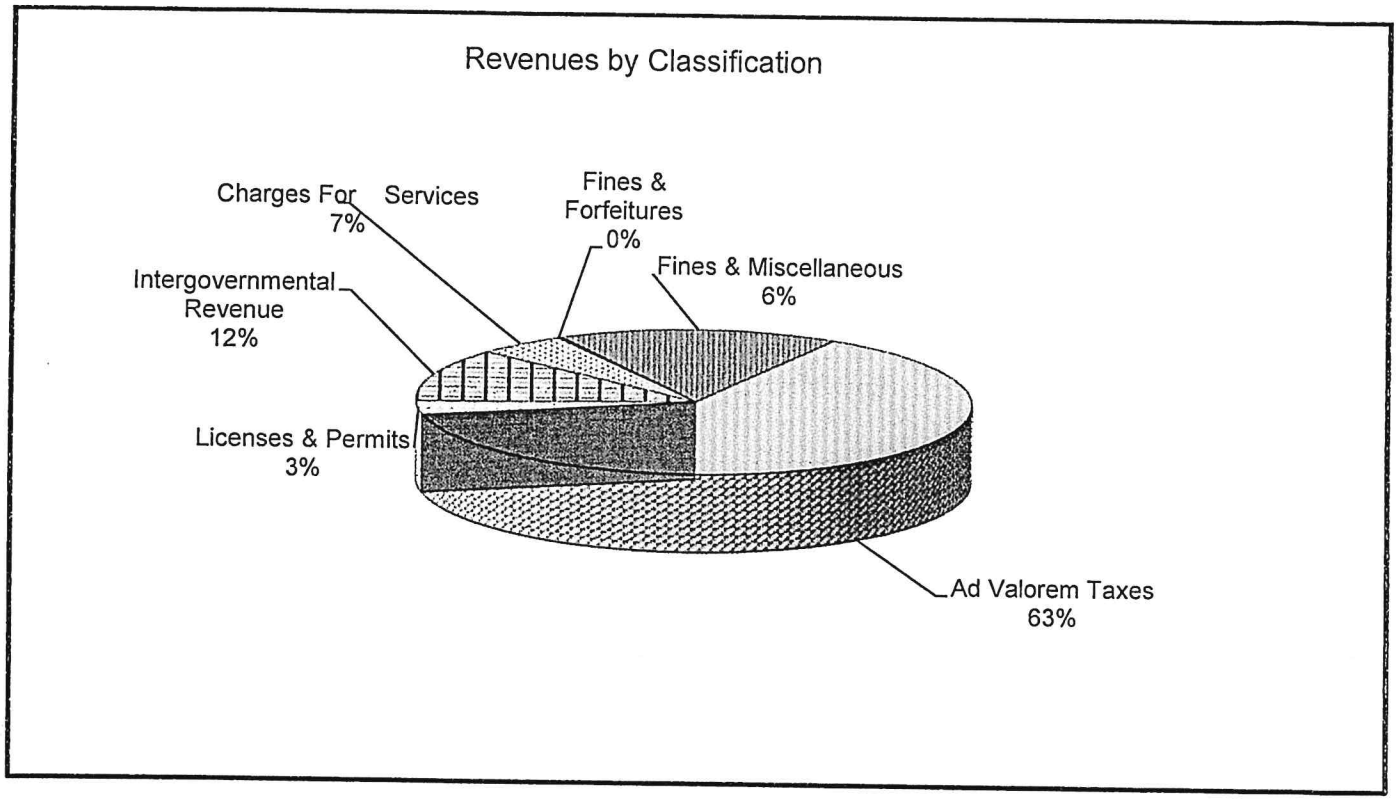

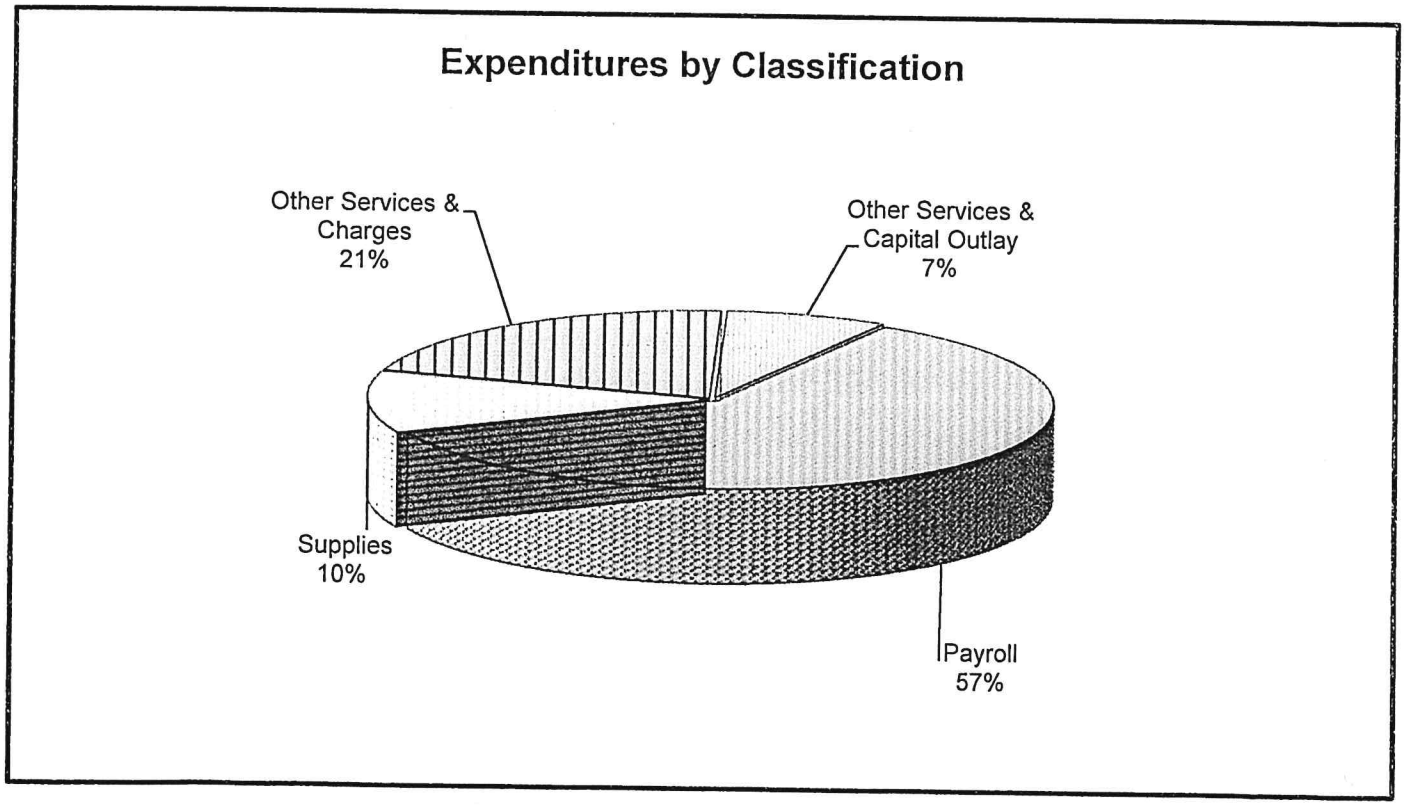

NOTE: Transfers between funds are excluded from percentage calculations.

COUNTY OF HALE
PRINCIPAL OFFICIALS
CALENDAR YEAR ENDING DECEMBER 31, 2023

Commissioners Court

David B. Mull	County Judge
Harold King	Commissioner, Precinct 1
Jerry Bright	Commissioner, Precinct 2
Vicki Milner	Commissioner, Precinct 3
Benny Cantwell	Commissioner, Precinct 4

Judicial

Danah Zirpoli	District Judge, 64th District Court
Kregg Hukill	District Judge, 242nd District Court
Sheron Collins	Justice of the Peace, Precinct 1
Karen Davis	Justice of the Peace, Precinct 3

Law Enforcement

David Cochran	County Sheriff
Wally Hatch	District Attorney
James Tirey	County Attorney
Tommy Baker	Constable, Precinct 1
Terry Timms	Constable, Precinct 3

Financial Administration

Melinda Silvas*	County Auditor
Ida A. Tyler	County Treasurer
Israel Flores	County Tax Assessor/Collector

Recording Officials

Christine Reyna	County Clerk
Carla Cannon	District Clerk

* Denotes appointed officials. All others listed are elected.

ORGANIZATIONAL CHART OF HALE COUNTY, TEXAS

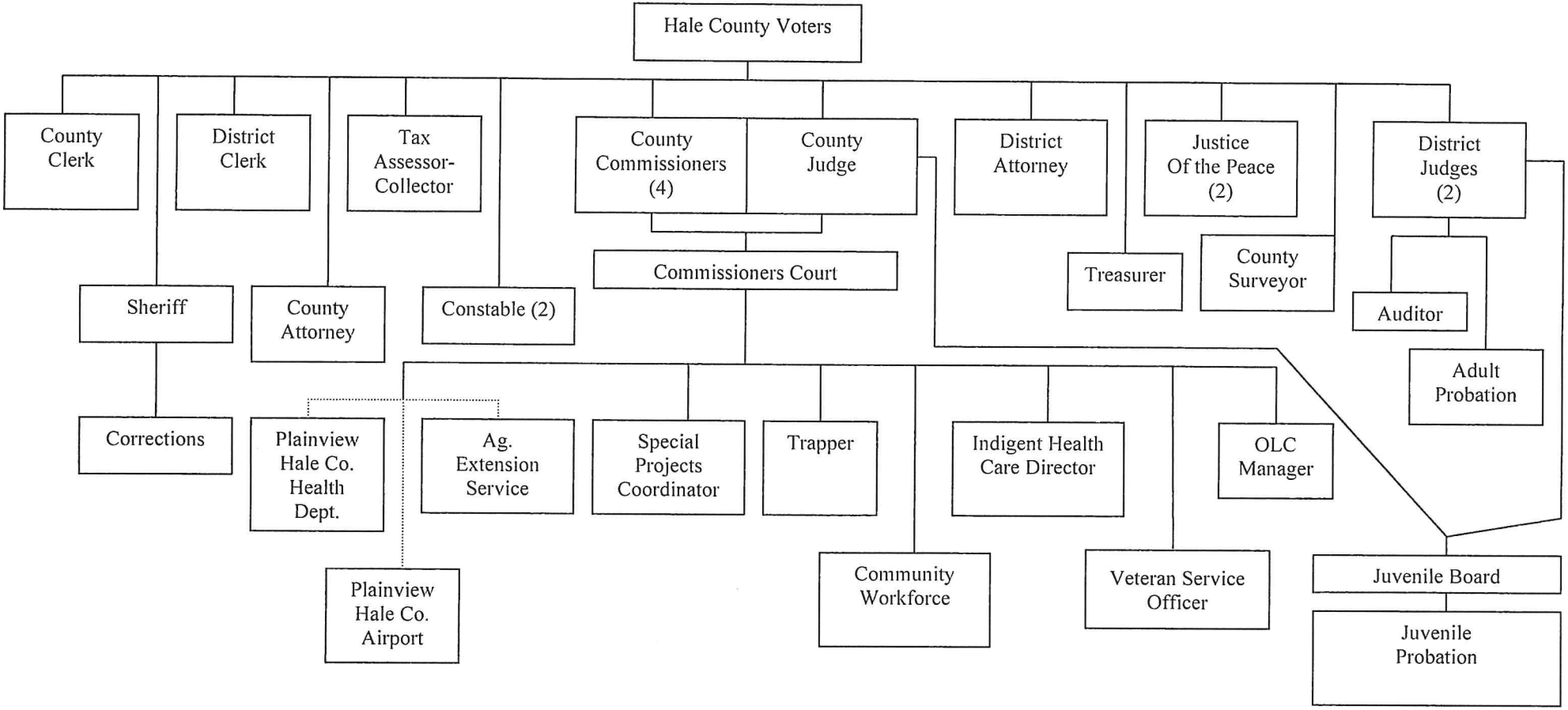

GENERAL FUND
FUND 010

	Page
REVENUES	1
EXPENDITURES	
County Judge	4
Commissioners Court	5
County Judge & Commissioners Court	6
County Clerk	7
Special Projects Coordinator	8
Non Departmental	9
Telephone System	10
Adult Probation	11
Insurance and Bonds	12
242nd District Court	13
64th District Court	14
District Clerk	15
Justice of the Peace #1	16
Justice of the Peace #3	17
Judicial Trial Fees	18
County Attorney	19
District Attorney	20
Elections	21
County Auditor	22
County Treasurer	23
Tax Assessor/Collector	24
Computer	25
Financial Non-Departmental	26
Courthouse Square Buildings and Grounds	27
Courthouse Annex	28
Justice Center	29
Courthouse Annex III	30
Hale County WorkForce	31
Ambulance Service	32
Fire Protection	33
Constable, Precinct #1	34
Constable, Precinct #3	35
Department of Public Safety	36
Department of Public Safety – License & Weights	37
County Sheriff	38
Juvenile Probation	40
Public Safety	41
Solid Waste Disposal	42
Health and Welfare	43
Veteran Service Officer	44
Indigent Health	45
Libraries & Museums	46
Texas Agrilife Extension	47
Exhibition Building Ollie Liner Center	48
Transfers	49

010-GENERAL FUND

REVENUES	2022 FYE ACTUAL	2023 ESTIMATED ACTUAL	2023 ORIGINAL BUDGET	2023 AMENDED BUDGET	2024 APPROVED BUDGET	% CHANGE IN BUDGET
AD VALOREM TAXES						
010-310-3110 AD VALOREM TAXES	8,635,846	0	10,877,501	10,877,501	11,357,899	4.42
010-310-3305 AD VALOREM TAXES FOR INDIGENT	554,448	0	572,500	572,500	597,784	4.42
010-310-3306 AD VALOREM TAX, BPP, OVERPAYME	84,960	0	20,000	20,000	20,000	0.00
TOTAL AD VALOREM TAXES	9,275,254	0	11,470,001	11,470,001	11,975,683	4.41
INTERGOVERNMENTAL REV.						
010-330-3201 STATE OF TEXAS LIQUOR TAX	36,473	0	40,000	40,000	40,000	0.00
010-330-3202 STATE COMPTROLLER SALARY SUPPL	109,200	0	110,000	110,000	110,000	0.00
010-330-3203 STATE COMPTROLLER TOBACCO SETT	15,951	0	22,000	22,000	22,000	0.00
010-330-3204 TXDOT WEIGHT & AXLE FEE	107,766	0	110,000	110,000	110,000	0.00
010-330-3205 SSA INCENTIVE PAYMENT	0	0	0	0	0	0.00
010-330-3207 STATE COMPTROLLER SALES TAX OP	1,963,068	0	2,000,000	2,000,000	2,000,000	0.00
010-330-3208 TERP & MOTOR VEHICLE SALES TAX	169,188	0	180,000	180,000	180,000	0.00
010-330-3210 EMERGENCY MANAGEMENT HOMELAND	0	0	0	0	0	0.00
010-330-3212 VINE REIMBURSEMENT FROM OAG	18,592	0	20,000	20,000	20,000	0.00
010-330-3423 HOUSING OF PRISONERS	79,927	0	75,000	75,000	55,000	26.67-
010-330-3424 CRF REVENUE 2020	0	0	0	0	0	0.00
010-330-3425 CORONAVIRUS ESFP - OOG	30,000	0	0	0	0	0.00
010-330-3427 TX SEC OF ST REIMB VTNG MACH	378,242	0	0	0	0	0.00
010-333-3302 STATE COMPTROLLER TASK FORCE O	31,589	0	38,000	38,000	38,000	0.00
TOTAL INTERGOVERNMENTAL REV.	2,939,996	0	2,595,000	2,595,000	2,575,000	0.77-
CHARGES FOR SERVICES						
010-340-3401 COUNTY JUDGE FEES	400	0	5,000	5,000	1,000	80.00-
010-340-3402 COUNTY SHERIFF FEES	45,438	0	75,000	75,000	75,000	0.00
010-340-3403 COUNTY CLERK FEES	1,407	0	1,500	1,500	1,500	0.00
010-340-3404 COUNTY CLERK FEES	141,508	0	165,000	165,000	165,000	0.00
010-340-3405 SUPP GUARDIANSHIP FEE	0	0	2,500	2,500	2,500	0.00
010-340-3406 ADMINISTRATIVE FEES (TRUST FUN	20	0	2,000	2,000	500	75.00-
010-340-3407 DISTRICT CLERK FEES	134,460	0	160,000	160,000	160,000	0.00
010-340-3408 CONSTABLE FEES, PRECINCT #1	14,145	0	17,000	17,000	17,000	0.00
010-340-3409 CONSTABLE FEES, PRECINCT #3	6,650	0	6,500	6,500	6,500	0.00
010-340-3410 SALE OF VOTER REGISTRATION LIS	206	0	200	200	200	0.00
010-340-3412 TITLE APPLICATIONS	26,271	0	35,000	35,000	35,000	0.00
010-340-3414 MOTOR VEHICLE COMMISSIONS	88,536	0	90,000	90,000	90,000	0.00
010-340-3419 COUNTY CLERK TRIAL FEES	0	0	0	0	0	0.00
010-340-3420 COUNTY CLERK VIDEO	53	0	400	400	200	50.00-
010-340-3421 FAMILY PROTECTION FEE	0	0	500	500	500	0.00
010-340-3422 SHERIFF WORK RELEASES	0	0	0	0	0	0.00
010-340-3481 JUSTICE OF THE PEACE #1 FEES	86,064	0	130,000	130,000	125,000	3.85-
010-340-3483 JUSTICE OF THE PEACE #3 FEES	140,481	0	250,000	250,000	200,000	20.00-
010-340-3485 SPECIAL COURT COST ADMINISTRAT	15,059	0	25,000	25,000	25,000	0.00
010-340-3601 DA CRIMINAL COURT COSTS & FEES	441	0	9,000	9,000	2,500	72.22-
010-340-3602 JUDICIAL SUPPORT FEE (COUNTY)	88	0	1,500	1,500	500	66.67-
010-340-3603 RESTITUTION FEE	48	0	150	150	150	0.00
010-341-3403 CC CONSOLIDATED CRT FEE 2020	3,282	0	2,000	2,000	4,000	100.00
010-341-3407 DC CONSOLIDATED CRT FEE 2020	1,583	0	1,400	1,400	1,400	0.00

BUDGET PRESENTATION REPORT

AS OF: AUGUST 31ST, 2023

010-GENERAL FUND

REVENUES	2022 FYE ACTUAL	2023 ESTIMATED ACTUAL	2023 ORIGINAL BUDGET	2023 AMENDED BUDGET	2024 APPROVED BUDGET	% CHANGE IN BUDGET
010-341-3481 JP1 CONSOLIDATED CRT FEE 2020	0	0	0	0	0	0.00
010-341-3483 JP3 CONSOLIDATED CRT FEE 2020	0	0	0	0	0	0.00
010-342-3403 CC STATE TRAFFIC FEE 2	0	0	0	0	0	0.00
010-342-3407 DC STATE TRAFFIC FEE 2	0	0	0	0	0	0.00
010-342-3481 JP1 STATE TRAFFIC FEE 2	0	0	0	0	0	0.00
010-342-3483 JP3 STATE TRAFFIC FEE 2	0	0	0	0	0	0.00
010-343-3403 CC CIVIL CCC 2022	3,195	0	2,500	2,500	4,500	80.00
010-343-3407 DC CIVIL CCC 2022	54,840	0	47,000	47,000	47,000	0.00
010-343-3481 JP1 CIVIL CCC 2022	9,773	0	9,000	9,000	9,000	0.00
010-343-3483 JP3 CIVIL CCC 2022	4,356	0	4,300	4,300	4,300	0.00
010-344-3403 CC CCC PROBATE 2022	45,443	0	30,000	30,000	50,000	66.67
010-345-3403 CC CIVIL LOCAL SUBSQNT CCC 22	0	0	0	0	0	0.00
010-345-3407 DC CIVIL LOCAL SUBSQNT CCC 22	630	0	0	0	0	0.00
TOTAL CHARGES FOR SERVICES	824,376	0	1,072,450	1,072,450	1,028,250	4.12-
FINES & FORFEITURES						
010-350-3418 COUNTY CLERK FINES	37,698	0	45,000	45,000	55,000	22.22
TOTAL FINES & FORFEITURES	37,698	0	45,000	45,000	55,000	22.22
MISCELLANEOUS						
010-360-3115 RENT OF ANTENNA TOWER LOCATED	0	0	0	0	0	0.00
010-360-3202 FIRE CALLS	130	0	18,000	18,000	18,000	0.00
010-360-3602 INTEREST ON TAX ASSESSOR/COLLE	6,331	0	1,000	1,000	10,000	900.00
010-360-3603 INTEREST ON INVESTMENTS	261,944	0	150,000	150,000	1,000,000	566.67
010-360-3604 INTEREST ON DISTRICT CLERK'S T	259	0	0	0	0	0.00
010-360-3605 INTEREST ON COUNTY CLERK'S FUN	2,519	0	500	500	5,000	900.00
010-360-3607 INTEREST ON DISTRICT ATTORNEY	874	0	200	200	2,000	900.00
010-360-3611 INSURANCE RECOVERIES	148,497	0	50,000	242,051	50,000	0.00
010-360-3612 WORKERS COMP RECOVERIES	0	0	0	0	0	0.00
010-360-3614 LIQUOR FEES & PERMITS	4,725	0	6,000	6,000	6,000	0.00
010-360-3615 MANUFACTURED HOME INSPECTIONS	0	0	0	0	0	0.00
010-360-3616 SEPTIC SYSTEM INSPECTIONS	11,100	0	11,000	11,000	15,000	36.36
010-360-3617 FLOOD PLAIN INSPECTIONS	210	0	250	250	250	0.00
010-360-3618 INDIGENT HEALTHCARE REIMBURSEM	424	0	5,000	5,000	5,000	0.00
010-360-3619 ABATEMENT - XCEL ENERGY	478,000	0	478,000	478,000	478,000	0.00
010-360-3647 SALE OF ASSETS	0	0	25,000	25,000	25,000	0.00
010-360-3701 O.L.C. RENTAL	10,898	0	10,000	10,000	15,000	50.00
010-360-3702 O.L.C. RV PARKING FEES	9,297	0	10,000	10,000	10,000	0.00
010-360-3703 RENT FROM NOXIOUS WEED CONTROL	0	0	3,000	3,000	0	100.00-
010-360-3705 PAY PHONE COMMISSION	8,106	0	40,000	40,000	15,000	62.50-
010-360-3802 MISCELLANEOUS REFUNDS & REVENU	7,948	0	10,000	10,000	10,000	0.00
010-360-3803 LONG TERM FUNDS & FEES	0	0	0	0	0	0.00
010-360-3804 CARRYOVER FROM PREVIOUS YEAR	0	0	200,000	200,000	200,000	0.00
TOTAL MISCELLANEOUS	951,261	0	1,017,950	1,210,001	1,864,250	83.14

010-GENERAL FUND

REVENUES	2022 FYE ACTUAL	(---------- 2023 ----------) ESTIMATED ACTUAL	ORIGINAL BUDGET	AMENDED BUDGET	(-------- 2024 ---------) APPROVED BUDGET	% CHANGE IN BUDGET
TRANSFERS FROM						
010-390-3910 TRANSFERS IN FROM SPECIAL COUR	0	0	0	0	0	0.00
010-390-3918 TRANSFERS IN FROM GENERAL ROAD	0	0	0	0	0	0.00
010-390-3940 TRANSFERS IN FROM FELONY HOT C	0	0	0	0	0	0.00
010-390-3941 TRANSFERS IN FROM DRUG FORFEIT	0	0	0	0	0	0.00
010-390-3955 TRANS IN FROM COURTHOUSE SECUR	0	0	0	0	0	0.00
010-390-3969 TRANSFERS IN FROM CERTIFICATES	0	0	0	0	0	0.00
010-390-3970 TRANSFER IN FROM CASE MANAGER	0	0	0	0	0	0.00
010-390-3975 TRANSFERS IN FROM RIGHT OF WAY	0	0	0	0	0	0.00
TOTAL TRANSFERS FROM	0	0	0	0	0	0.00
TOTAL REVENUES	14,028,586	0	16,200,401	16,392,452	17,498,183	8.01

BUDGET PRESENTATION REPORT

AS OF: AUGUST 31ST, 2023

010-GENERAL FUND

COUNTY JUDGE

DEPARTMENTAL EXPENDITURES	2022 FYE ACTUAL	2023 ESTIMATED ACTUAL	2023 ORIGINAL BUDGET	2023 AMENDED BUDGET	2024 APPROVED BUDGET	% CHANGE IN BUDGET
PAYROLL EXPENSES						
010-400-4101 COUNTY JUDGE'S SALARY	76,742	0	81,742	81,742	86,742	6.12
010-400-4103 COURT ADMINISTRATOR'S SALARY	47,975	0	51,605	51,605	55,046	6.67
010-400-4104 BALIFF SALARY	0	0	0	0	0	0.00
010-400-4113 JUVENILE BOARD SUPPLEMENT	4,400	0	4,417	4,417	4,451	0.77
010-400-4114 STATE SUPPLEMENT	25,200	0	25,297	25,297	24,643	2.59-
010-400-4116 LONGEVITY	576	0	720	720	1,152	60.00
010-400-4201 EMPLOYERS FICA FUNDS REMITTED	11,663	0	12,532	12,532	13,207	5.39
010-400-4203 RETIREMENT	27,802	0	29,290	29,290	30,867	5.38
010-400-4207 GROUP HEALTH & LIFE INSURANCE	13,200	0	13,200	13,200	13,200	0.00
TOTAL PAYROLL EXPENSES	207,557	0	218,803	218,803	229,308	4.80
SUPPLIES						
010-400-4311 POSTAGE	511	0	1,200	1,200	1,200	0.00
010-400-4332 OFFICE SUPPLIES	3,909	0	6,000	6,000	6,000	0.00
010-400-4351 MACHINE MAINTENANCE	2,019	0	3,000	3,000	3,000	0.00
010-400-4390 SUBSCRIPTIONS	0	0	500	500	1,000	100.00
010-400-4399 EXCESS SUPPLEMENT	0	0	0	0	0	0.00
TOTAL SUPPLIES	6,440	0	10,700	10,700	11,200	4.67
OTHER SERVICES & CHARGES						
010-400-4412 SUBSTITUTE JUDGE EXPENSES	0	0	1,000	0	1,000	0.00
010-400-4414 CONTRACT LABOR-BALIFF	0	0	0	0	0	0.00
010-400-4420 TELEPHONE	1,020	0	1,057	1,057	1,100	4.07
010-400-4427 CONFERENCE/SEMINARS & DUES	7,775	0	8,000	9,474	9,500	18.75
010-400-4429 MILEAGE	409	0	2,000	108	2,000	0.00
010-400-4432 ADVERTISEMENTS	0	0	500	0	500	0.00
010-400-4480 BOND	0	0	500	1,392	1,500	200.00
010-400-4483 PUBLIC OFFICIAL'S LIABILITY IN	1,240	0	1,750	1,500	1,750	0.00
010-400-4486 EMPLOYEE AWARDS & RECOGNITION	6,429	0	2,500	3,776	2,500	0.00
TOTAL OTHER SERVICES & CHARGES	16,873	0	17,307	17,307	19,850	14.69
CAPITAL OUTLAY						
010-400-4571 OFFICE EQUIPMENT	0	0	6,000	6,000	6,000	0.00
TOTAL CAPITAL OUTLAY	0	0	6,000	6,000	6,000	0.00
LESS						
010-400-4811 LESS JUVENILE PROBATION	(5,523)	0	(5,525)	(5,525)	(5,525)	0.00
TOTAL LESS	(5,523)	0	(5,525)	(5,525)	(5,525)	0.00
TOTAL COUNTY JUDGE	225,347	0	247,285	247,285	260,833	5.48

BUDGET PRESENTATION REPORT

AS OF: AUGUST 31ST, 2023

010-GENERAL FUND

COMMISSIONERS COURT

DEPARTMENTAL EXPENDITURES	2022 FYE ACTUAL	2023 ESTIMATED ACTUAL	2023 ORIGINAL BUDGET	2023 AMENDED BUDGET	2024 APPROVED BUDGET	% CHANGE IN BUDGET
PAYROLL EXPENSES						
010-401-4101 COMMISSIONERS' SALARIES	260,030	0	275,124	275,124	295,124	7.27
010-401-4116 LONGEVITY	1,748	0	1,826	1,826	2,234	22.34
010-401-4201 EMPLOYERS FICA FUNDS REMITTED	19,533	0	21,371	21,371	22,932	7.30
010-401-4203 RETIREMENT	45,915	0	49,948	49,948	53,597	7.31
010-401-4207 GROUP HEALTH & LIFE INSURANCE	24,750	0	26,400	26,400	26,400	0.00
TOTAL PAYROLL EXPENSES	351,976	0	374,669	374,669	400,287	6.84
OTHER SERVICES & CHARGES						
010-401-4420 CELL PHONE	2,446	0	2,404	2,404	2,404	0.00
TOTAL OTHER SERVICES & CHARGES	2,446	0	2,404	2,404	2,404	0.00
TOTAL COMMISSIONERS COURT	354,422	0	377,073	377,073	402,691	6.79

BUDGET PRESENTATION REPORT

AS OF: AUGUST 31ST, 2023

010-GENERAL FUND

CO JUDGE & COMM COURT

DEPARTMENTAL EXPENDITURES	2022 FYE ACTUAL	2023 ESTIMATED ACTUAL	2023 ORIGINAL BUDGET	2023 AMENDED BUDGET	2024 APPROVED BUDGET	% CHANGE IN BUDGET
SUPPLIES						
010-402-4399 MISCELLANEOUS EXPENSES	194	0	100	100	100	0.00
TOTAL SUPPLIES	194	0	100	100	100	0.00
OTHER SERVICES & CHARGES						
010-402-4426 INVESTMENT TRAINING	5,105	0	8,000	8,000	8,000	0.00
010-402-4427 LEGISLATIVE TRAVEL	0	0	0	0	0	0.00
TOTAL OTHER SERVICES & CHARGES	5,105	0	8,000	8,000	8,000	0.00
CAPITAL OUTLAY						
010-402-4571 OFFICE EQUIPMENT	0	0	250	250	250	0.00
TOTAL CAPITAL OUTLAY	0	0	250	250	250	0.00
TOTAL CO JUDGE & COMM COURT	5,299	0	8,350	8,350	8,350	0.00

010-GENERAL FUND
COUNTY CLERK

DEPARTMENTAL EXPENDITURES	2022 FYE ACTUAL	2023 ESTIMATED ACTUAL	2023 ORIGINAL BUDGET	2023 AMENDED BUDGET	2024 APPROVED BUDGET	% CHANGE IN BUDGET
PAYROLL EXPENSES						
010-403-4101 COUNTY CLERK'S SALARY	63,781	0	68,781	68,781	73,781	7.27
010-403-4105 CLERKS/SECRETARIES SALARIES	186,431	0	219,016	219,016	274,179	25.19
010-403-4116 LONGEVITY	11,504	0	12,161	12,161	8,897	26.84-
010-403-4201 EMPLOYERS FICA FUNDS REMITTED	18,395	0	22,993	22,993	23,508	2.24
010-403-4203 RETIREMENT	46,902	0	53,740	53,740	54,945	2.24
010-403-4207 GROUP HEALTH & LIFE INSURANCE	41,159	0	46,200	46,200	46,200	0.00
TOTAL PAYROLL EXPENSES	368,172	0	422,891	422,891	481,510	13.86
SUPPLIES						
010-403-4311 POSTAGE	7,682	0	8,000	8,500	9,000	12.50
010-403-4332 OFFICE SUPPLIES	18,449	0	20,000	19,462	30,000	50.00
010-403-4351 MACHINE MAINTENANCE	4,615	0	5,000	5,000	5,000	0.00
010-403-4390 SUBSCRIPTIONS	0	0	500	538	500	0.00
TOTAL SUPPLIES	30,746	0	33,500	33,500	44,500	32.84
OTHER SERVICES & CHARGES						
010-403-4420 TELEPHONE	600	0	601	601	601	0.00
010-403-4427 CONFERENCE/SEMINARS & DUES	227	0	5,000	4,924	10,000	100.00
010-403-4432 ADVERTISEMENTS	184	0	250	346	1,000	300.00
010-403-4480 BONDS	280	0	300	280	300	0.00
TOTAL OTHER SERVICES & CHARGES	1,291	0	6,151	6,151	11,901	93.48
CAPITAL OUTLAY						
010-403-4571 OFFICE EQUIPMENT	1,453	0	3,000	3,000	4,000	33.33
TOTAL CAPITAL OUTLAY	1,453	0	3,000	3,000	4,000	33.33
TOTAL COUNTY CLERK	401,661	0	465,542	465,542	541,911	16.40

BUDGET PRESENTATION REPORT

AS OF: AUGUST 31ST, 2023

010-GENERAL FUND

SPECIAL PROJECTS CORD

DEPARTMENTAL EXPENDITURES	2022 FYE ACTUAL	(---------- 2023 ----------) ESTIMATED ACTUAL	ORIGINAL BUDGET	AMENDED BUDGET	(-------- 2024 ---------) APPROVED BUDGET	% CHANGE IN BUDGET
PAYROLL EXPENSES						
010-405-4102 SPECIAL PROJECTS COORDINATOR	48,199	0	52,895	52,895	55,573	5.06
010-405-4116 LONGEVITY	108	0	180	180	252	40.00
010-405-4201 EMPLOYERS FICA FUNDS REMITTED	3,797	0	4,107	4,107	4,317	5.11
010-405-4203 RETIREMENT	8,876	0	9,598	9,598	10,089	5.12
010-405-4207 GROUP HEALTH & LIFE INSURANCE	0	0	0	0	0	0.00
TOTAL PAYROLL EXPENSES	60,980	0	66,780	66,780	70,231	5.17
SUPPLIES						
010-405-4311 POSTAGE	54	0	50	250	50	0.00
010-405-4328 FUEL	3,301	0	6,000	5,600	6,000	0.00
010-405-4332 OFFICE SUPPLIES	3,966	0	2,000	2,200	2,200	10.00
010-405-4351 MACHINE MAINTENANCE	0	0	0	0	0	0.00
TOTAL SUPPLIES	7,320	0	8,050	8,050	8,250	2.48
OTHER SERVICES & CHARGES						
010-405-4420 TELEPHONE	623	0	601	601	601	0.00
010-405-4427 CONFERENCE/SEMINARS & DUES	1,223	0	3,000	2,200	3,000	0.00
010-405-4432 ADVERTISEMENTS	0	0	0	0	0	0.00
010-405-4452 VEHICLE MAINTENANCE & REPAIR	3,353	0	3,000	3,800	2,500	16.67-
010-405-4453 RADIO MAINTENANCE	0	0	200	200	500	150.00
TOTAL OTHER SERVICES & CHARGES	5,199	0	6,801	6,801	6,601	2.94-
CAPITAL OUTLAY						
010-405-4571 OFFICE EQUIPMENT	1,902	0	0	0	0	0.00
010-405-4572 VEHICLE / TRAILER	0	0	10,000	10,000	0	100.00-
010-405-4576 INSURANCE RECOVERY	0	0	0	0	0	0.00
TOTAL CAPITAL OUTLAY	1,902	0	10,000	10,000	0	100.00-
TOTAL SPECIAL PROJECTS CORD	75,401	0	91,631	91,631	85,082	7.15-

BUDGET PRESENTATION REPORT

AS OF: AUGUST 31ST, 2023

010-GENERAL FUND

NON DEPARTMENTAL

DEPARTMENTAL EXPENDITURES	2022 FYE ACTUAL	2023 ESTIMATED ACTUAL	2023 ORIGINAL BUDGET	2023 AMENDED BUDGET	2024 APPROVED BUDGET	% CHANGE IN BUDGET
SUPPLIES						
010-409-4310 STOCK ROOM SUPPLIES	2,194	0	2,000	3,790	5,000	150.00
010-409-4331 FIRST FLOOR COPIER	1,958	0	3,900	2,623	3,900	0.00
010-409-4390 SUBSCRIPTIONS	0	0	0	0	0	0.00
010-409-4399 MISCELLANEOUS EXPENSES	214,708	0	2,000	45,046	41,454	1,972.70
TOTAL SUPPLIES	218,860	0	7,900	51,458	50,354	537.39
OTHER SERVICES & CHARGES						
010-409-4402 AUTOPSIES	80,620	0	70,000	80,989	70,000	0.00
010-409-4406 HALE COUNTY APPRAISAL DISTRICT	239,307	0	237,000	247,375	253,000	6.75
010-409-4410 PLAINVIEW/HALE COUNTY EDC	50,000	0	50,000	50,000	75,000	50.00
010-409-4432 ADVERTISEMENTS	4,311	0	5,200	6,411	8,000	53.85
010-409-4451 TEXAS VINE MAINTENANCE	18,592	0	20,000	17,505	20,000	0.00
010-409-4455 EDC MARKETING/INCENTIVE	25,000	0	25,000	25,000	0	100.00-
010-409-4456 ED GRANT REBATE - SUTHERLAND'S	0	0	0	0	50,000	0.00
010-409-4481 COUNTY DUES TO SPAG, NAC, TAC,	17,098	0	18,000	17,650	20,000	11.11
010-409-4482 TX NATURAL RESOURCE CONS COMM	300	0	400	440	400	0.00
010-409-4488 VOTER REGISTRATION EXPENSES	1,241	0	1,500	0	2,000	33.33
010-409-4492 EMPLOYMENT PHYSICALS	7,603	0	10,000	10,000	10,000	0.00
010-409-4493 CONTINGENCY FUND	0	0	50,000	22,599	75,000	50.00
010-409-4495 REDISTRICTING	7,500	0	0	0	0	0.00
010-409-4496 TIRZ PARTICIPATION	16,038	0	25,000	14,625	25,000	0.00
TOTAL OTHER SERVICES & CHARGES	467,610	0	512,100	492,595	608,400	18.80
TOTAL NON DEPARTMENTAL	686,470	0	520,000	544,053	658,754	26.68

BUDGET PRESENTATION REPORT

AS OF: AUGUST 31ST, 2023

010-GENERAL FUND

TELEPHONE SYSTEM

DEPARTMENTAL EXPENDITURES	2022 FYE ACTUAL	2023 ESTIMATED ACTUAL	2023 ORIGINAL BUDGET	2023 AMENDED BUDGET	2024 APPROVED BUDGET	% CHANGE IN BUDGET
OTHER SERVICES & CHARGES						
010-413-4420 TELEPHONE	72,441	0	80,000	80,000	86,000	7.50
010-413-4451 MAINTENANCE & SERVICE AGREEMEN	0	0	1,000	1,000	1,000	0.00
TOTAL OTHER SERVICES & CHARGES	72,441	0	81,000	81,000	87,000	7.41
LESS						
010-413-4807 LESS TELEPHONE REFUNDS FOR PBX	(1,920)	0	(1,661)	(1,661)	(1,661)	0.00
TOTAL LESS	(1,920)	0	(1,661)	(1,661)	(1,661)	0.00
TOTAL TELEPHONE SYSTEM	70,521	0	79,339	79,339	85,339	7.56

010-GENERAL FUND

ADULT PROBATION

DEPARTMENTAL EXPENDITURES	2022 FYE ACTUAL	2023 ESTIMATED ACTUAL	2023 ORIGINAL BUDGET	2023 AMENDED BUDGET	2024 APPROVED BUDGET	% CHANGE IN BUDGET
SUPPLIES						
010-415-4348 OTHER SUPPLIES	0	0	1,400	1,400	1,400	0.00
010-415-4351 MACHINE MAINTENANCE	0	0	0	0	0	0.00
TOTAL SUPPLIES	0	0	1,400	1,400	1,400	0.00
OTHER SERVICES & CHARGES						
010-415-4420 TELEPHONE	0	0	0	0	0	0.00
TOTAL OTHER SERVICES & CHARGES	0	0	0	0	0	0.00
CAPITAL OUTLAY						
010-415-4571 OFFICE EQUIPMENT	0	0	2,000	2,000	2,000	0.00
TOTAL CAPITAL OUTLAY	0	0	2,000	2,000	2,000	0.00
TOTAL ADULT PROBATION	0	0	3,400	3,400	3,400	0.00

BUDGET PRESENTATION REPORT

AS OF: AUGUST 31ST, 2023

010-GENERAL FUND

INSURANCE AND BONDS

DEPARTMENTAL EXPENDITURES	2022 FYE ACTUAL	2023 ESTIMATED ACTUAL	2023 ORIGINAL BUDGET	2023 AMENDED BUDGET	2024 APPROVED BUDGET	% CHANGE IN BUDGET
PAYROLL EXPENSES						
010-417-4204 WORKER'S COMPENSATION	67,999	0	71,000	68,500	80,000	12.68
010-417-4206 UNEMPLOYMENT INSURANCE	13,510	0	5,000	7,500	7,000	40.00
TOTAL PAYROLL EXPENSES	81,509	0	76,000	76,000	87,000	14.47
OTHER SERVICES & CHARGES						
010-417-4482 GENERAL & AUTO LIABILITY INSUR	165,839	0	175,000	190,520	230,000	31.43
010-417-4483 PUBLIC OFFICIALS LIABILITY INS	22,445	0	30,000	24,325	35,000	16.67
010-417-4484 LAW ENFORCEMENT LIABILITY INSU	56,706	0	50,000	50,000	50,000	0.00
010-417-4485 3 D BLANKET BOND INSURANCE	0	0	0	0	0	0.00
010-417-4489 STEAM BOILER INSURANCE	2,728	0	2,500	2,656	3,000	20.00
010-417-4490 COMPLAINTS VS HALE COUNTY	0	0	10,000	0	10,000	0.00
TOTAL OTHER SERVICES & CHARGES	247,718	0	267,500	267,500	328,000	22.62
LESS						
010-417-4818 LESS ADULT & JUVENILE PROBATIO	0	0	(4,000)	(4,000)	(4,000)	0.00
TOTAL LESS	0	0	(4,000)	(4,000)	(4,000)	0.00
TOTAL INSURANCE AND BONDS	329,227	0	339,500	339,500	411,000	21.06

010-GENERAL FUND

242ND DISTRICT COURT

DEPARTMENTAL EXPENDITURES	2022 FYE ACTUAL	2023 ESTIMATED ACTUAL	2023 ORIGINAL BUDGET	2023 AMENDED BUDGET	2024 APPROVED BUDGET	% CHANGE IN BUDGET
PAYROLL EXPENSES						
010-438-4101 DISTRICT JUDGE'S SUPPLEMENTAL	6,100	0	6,171	6,171	6,171	0.00
010-438-4103 COURT ADMINISTRATOR'S SALARY	53,466	0	57,477	57,477	60,384	5.06
010-438-4110 COURT REPORTER'S SALARY	75,828	0	81,515	81,515	85,573	4.98
010-438-4116 LONGEVITY	3,444	0	3,804	3,804	4,044	6.31
010-438-4201 EMPLOYERS FICA FUNDS REMITTED	10,621	0	10,924	10,924	11,476	5.05
010-438-4203 RETIREMENT	23,733	0	25,532	25,532	26,821	5.05
010-438-4207 GROUP HEALTH & LIFE INSURANCE	13,231	0	13,232	13,232	13,232	0.00
TOTAL PAYROLL EXPENSES	186,424	0	198,655	198,655	207,701	4.55
SUPPLIES						
010-438-4332 OFFICE SUPPLIES	782	0	1,600	1,600	1,600	0.00
010-438-4351 MACHINE MAINTENANCE	2,441	0	2,700	2,700	2,700	0.00
010-438-4390 SUBSCRIPTIONS	0	0	0	0	0	0.00
TOTAL SUPPLIES	3,223	0	4,300	4,300	4,300	0.00
OTHER SERVICES & CHARGES						
010-438-4411 EXTRA COURT REPORTERS	0	0	3,500	3,500	3,500	0.00
010-438-4412 SUBSTITUTE JUDGE EXPENSE	0	0	1,000	1,000	0	100.00-
010-438-4420 TELEPHONE/INTERNET	0	0	0	0	0	0.00
010-438-4427 CONFERENCE/SEMINARS & DUES	175	0	3,000	3,000	3,000	0.00
010-438-4429 MILEAGE	0	0	450	450	450	0.00
010-438-4432 ADVERTISEMENTS	0	0	250	250	250	0.00
010-438-4480 BONDS	71	0	75	75	75	0.00
010-438-4483 PUBLIC OFFICIAL'S LIABILITY IN	901	0	1,500	1,500	1,500	0.00
TOTAL OTHER SERVICES & CHARGES	1,147	0	9,775	9,775	8,775	10.23-
CAPITAL OUTLAY						
010-438-4571 OFFICE EQUIPMENT	1,200	0	3,000	3,000	3,000	0.00
TOTAL CAPITAL OUTLAY	1,200	0	3,000	3,000	3,000	0.00
LESS						
010-438-4802 LESS SWISHER COUNTY'S PARTICIP	(26,948)	0	(21,000)	(21,000)	(21,000)	0.00
010-438-4804 LESS CASTRO COUNTY'S PARTICIPA	(26,948)	0	(21,000)	(21,000)	(21,000)	0.00
010-438-4811 LESS JUVENILE PROBATION	(4,000)	0	(4,000)	(4,000)	(4,000)	0.00
TOTAL LESS	(57,896)	0	(46,000)	(46,000)	(46,000)	0.00
TOTAL 242ND DISTRICT COURT	134,099	0	169,730	169,730	177,776	4.74

BUDGET PRESENTATION REPORT

AS OF: AUGUST 31ST, 2023

010-GENERAL FUND

64TH DISTRICT COURT

DEPARTMENTAL EXPENDITURES	2022 FYE ACTUAL	2023 ESTIMATED ACTUAL	2023 ORIGINAL BUDGET	2023 AMENDED BUDGET	2024 APPROVED BUDGET	% CHANGE IN BUDGET
PAYROLL EXPENSES						
010-439-4101 DISTRICT JUDGE'S SUPPLEMENTAL	6,100	0	6,171	6,171	6,171	0.00
010-439-4103 COURT ADMINISTRATOR'S SALARY	52,193	0	56,108	56,108	64,197	14.42
010-439-4105 COURT RECORDER SALARY	0	0	0	40,314	42,330	0.00
010-439-4110 COURT REPORTER'S SALARY	47,915	0	79,859	39,545	0	100.00-
010-439-4116 LONGEVITY	288	0	714	714	576	19.33-
010-439-4201 EMPLOYERS FICA FUNDS REMITTED	7,756	0	10,457	10,457	8,194	21.64-
010-439-4203 RETIREMENT	17,951	0	24,439	24,439	19,150	21.64-
010-439-4207 GROUP HEALTH & LIFE INSURANCE	10,487	0	13,237	13,237	13,246	0.07
TOTAL PAYROLL EXPENSES	142,690	0	190,985	190,985	153,864	19.44-
SUPPLIES						
010-439-4332 OFFICE SUPPLIES	1,165	0	3,500	3,223	3,500	0.00
010-439-4351 MACHINE MAINTENANCE	2,062	0	2,500	2,500	2,500	0.00
010-439-4390 SUBSCRIPTIONS	0	0	2,000	2,000	2,000	0.00
TOTAL SUPPLIES	3,227	0	8,000	7,723	8,000	0.00
OTHER SERVICES & CHARGES						
010-439-4411 EXTRA COURT REPORTERS	3,454	0	1,500	810	1,500	0.00
010-439-4412 SUBSTITUTE JUDGE EXPENSES	0	0	500	500	500	0.00
010-439-4420 TELEPHONE/INTERNET	0	0	175	175	175	0.00
010-439-4427 CONFERENCE/SEMINARS & DUES	929	0	5,000	5,000	5,000	0.00
010-439-4432 ADVERTISEMENTS	0	0	200	479	200	0.00
010-439-4480 BONDS	71	0	71	71	71	0.00
010-439-4483 PUBLIC OFFICIAL'S LIABILITY IN	1,161	0	1,625	1,625	1,625	0.00
TOTAL OTHER SERVICES & CHARGES	5,615	0	9,071	8,660	9,071	0.00
CAPITAL OUTLAY						
010-439-4571 OFFICE EQUIPMENT	0	0	2,000	2,688	2,000	0.00
TOTAL CAPITAL OUTLAY	0	0	2,000	2,688	2,000	0.00
LESS						
010-439-4802 LESS SWISHER COUNTY'S PARTICIP	(21,244)	0	(21,000)	(21,000)	(21,000)	0.00
010-439-4804 LESS CASTRO COUNTY'S PARTICIPA	(21,439)	0	(21,000)	(21,000)	(21,000)	0.00
010-439-4811 LESS JUVENILE PROBATION	(4,000)	0	(4,000)	(4,000)	(4,000)	0.00
TOTAL LESS	(46,682)	0	(46,000)	(46,000)	(46,000)	0.00
TOTAL 64TH DISTRICT COURT	104,850	0	164,056	164,056	126,935	22.63-

010-GENERAL FUND

DISTRICT CLERK

DEPARTMENTAL EXPENDITURES	2022 FYE ACTUAL	2023 ESTIMATED ACTUAL	2023 ORIGINAL BUDGET	2023 AMENDED BUDGET	2024 APPROVED BUDGET	% CHANGE IN BUDGET
PAYROLL EXPENSES						
010-450-4101 DISTRICT CLERK'S SALARY	82,532	0	87,533	87,533	73,781	15.71-
010-450-4105 CLERKS/SECRETARIES SALARIES	180,907	0	248,624	248,624	265,215	6.67
010-450-4116 LONGEVITY	8,882	0	9,618	9,618	28,396	195.24
010-450-4201 EMPLOYERS FICA FUNDS REMITTED	20,096	0	26,498	26,498	28,152	6.24
010-450-4203 RETIREMENT	48,798	0	61,932	61,932	65,797	6.24
010-450-4207 GROUP HEALTH & LIFE INSURANCE	42,302	0	52,800	52,800	52,800	0.00
TOTAL PAYROLL EXPENSES	383,517	0	487,005	487,005	514,141	5.57
SUPPLIES						
010-450-4311 POSTAGE	6,272	0	12,000	12,000	12,000	0.00
010-450-4332 OFFICE SUPPLIES	8,568	0	20,000	20,000	20,000	0.00
010-450-4351 MACHINE MAINTENANCE	7,316	0	12,000	12,000	12,000	0.00
010-450-4390 SUBSCRIPTIONS	117	0	300	300	300	0.00
TOTAL SUPPLIES	22,272	0	44,300	44,300	44,300	0.00
OTHER SERVICES & CHARGES						
010-450-4420 TELEPHONE	600	0	601	601	601	0.00
010-450-4427 CONFERENCE/SEMINARS & DUES	2,112	0	7,000	7,000	8,000	14.29
010-450-4429 MILEAGE	79	0	700	700	700	0.00
010-450-4432 ADVERTISEMENTS	0	0	300	300	300	0.00
010-450-4480 BONDS	298	0	300	300	300	0.00
TOTAL OTHER SERVICES & CHARGES	3,088	0	8,901	8,901	9,901	11.23
CAPITAL OUTLAY						
010-450-4571 OFFICE EQUIPMENT	127	0	3,000	3,000	5,000	66.67
010-450-4576 INSURANCE RECOVERY	0	0	0	0	0	0.00
TOTAL CAPITAL OUTLAY	127	0	3,000	3,000	5,000	66.67
TOTAL DISTRICT CLERK	409,005	0	543,206	543,206	573,342	5.55

BUDGET PRESENTATION REPORT

AS OF: AUGUST 31ST, 2023

010-GENERAL FUND

JUSTICE OF THE PEACE #1

DEPARTMENTAL EXPENDITURES	2022 FYE ACTUAL	2023 ESTIMATED ACTUAL	2023 ORIGINAL BUDGET	2023 AMENDED BUDGET	2024 APPROVED BUDGET	% CHANGE IN BUDGET
PAYROLL EXPENSES						
010-455-4101 JUSTICE OF THE PEACE #1'S SALA	63,781	0	68,781	68,781	73,781	7.27
010-455-4105 CLERKS/SECRETARIES SALARIES	94,072	0	103,901	103,901	106,358	2.36
010-455-4116 LONGEVITY	9,187	0	9,487	9,487	9,787	3.16
010-455-4201 EMPLOYERS FICA FUNDS REMITTED	12,346	0	13,982	13,982	14,576	4.25
010-455-4203 RETIREMENT	29,974	0	32,679	32,679	34,066	4.24
010-455-4207 GROUP HEALTH & LIFE INSURANCE	19,723	0	19,800	19,800	19,800	0.00
TOTAL PAYROLL EXPENSES	229,082	0	248,630	248,630	258,368	3.92
SUPPLIES						
010-455-4311 POSTAGE	2,194	0	3,500	3,500	3,500	0.00
010-455-4332 OFFICE SUPPLIES	6,449	0	7,500	7,469	7,500	0.00
010-455-4351 MACHINE MAINTENANCE	0	0	500	3,000	3,500	600.00
010-455-4390 SUBSCRIPTIONS	772	0	1,000	1,031	1,000	0.00
TOTAL SUPPLIES	9,415	0	12,500	15,000	15,500	24.00
OTHER SERVICES & CHARGES						
010-455-4420 TELEPHONE	600	0	601	601	601	0.00
010-455-4427 CONFERENCE/SEMINARS & DUES	2,975	0	4,000	4,000	6,000	50.00
010-455-4429 MILEAGE	395	0	1,200	1,200	1,000	16.67-
010-455-4432 ADVERTISEMENTS	0	0	100	100	100	0.00
010-455-4480 BONDS	0	0	200	200	200	0.00
TOTAL OTHER SERVICES & CHARGES	3,970	0	6,101	6,101	7,901	29.50
CAPITAL OUTLAY						
010-455-4571 OFFICE EQUIPMENT	5,925	0	7,555	5,055	7,555	0.00
TOTAL CAPITAL OUTLAY	5,925	0	7,555	5,055	7,555	0.00
TOTAL JUSTICE OF THE PEACE #1	248,393	0	274,786	274,786	289,324	5.29

010-GENERAL FUND

JUSTICE OF THE PEACE #3

DEPARTMENTAL EXPENDITURES	2022 FYE ACTUAL	2023 ESTIMATED ACTUAL	2023 ORIGINAL BUDGET	2023 AMENDED BUDGET	2024 APPROVED BUDGET	% CHANGE IN BUDGET
PAYROLL EXPENSES						
010-456-4101 JUSTICE OF THE PEACE #3'S SALA	63,781	0	68,781	68,781	73,781	7.27
010-456-4105 CLERKS/SECRETARIES SALARIES	82,964	0	119,218	119,218	123,735	3.79
010-456-4116 LONGEVITY	11,880	0	12,168	12,168	12,456	2.37
010-456-4201 EMPLOYERS FICA FUNDS REMITTED	11,265	0	15,359	15,359	16,109	4.88
010-456-4203 RETIREMENT	28,469	0	35,897	35,897	37,651	4.89
010-456-4207 GROUP HEALTH & LIFE INSURANCE	19,800	0	26,400	26,400	26,400	0.00
TOTAL PAYROLL EXPENSES	218,159	0	277,823	277,823	290,132	4.43
SUPPLIES						
010-456-4309 COMPUTER	0	0	0	0	0	0.00
010-456-4311 POSTAGE & BOX RENT	1,292	0	1,600	1,600	1,700	6.25
010-456-4332 OFFICE SUPPLIES	5,231	0	9,100	9,100	10,000	9.89
010-456-4340 JANITORIAL SUPPLIES	625	0	1,600	1,600	1,600	0.00
010-456-4351 MACHINE MAINTENANCE	0	0	0	0	0	0.00
010-456-4390 SUBSCRIPTIONS	0	0	800	800	1,200	50.00
TOTAL SUPPLIES	7,148	0	13,100	13,100	14,500	10.69
OTHER SERVICES & CHARGES						
010-456-4420 TELEPHONE	2,907	0	4,000	4,000	5,000	25.00
010-456-4427 CONFERENCE/SEMINARS & DUES	270	0	4,000	4,000	4,000	0.00
010-456-4429 MILEAGE	3,151	0	5,000	5,000	5,000	0.00
010-456-4432 ADVERTISEMENTS	0	0	400	400	500	25.00
010-456-4445 UTILITIES	8,389	0	9,000	9,000	9,500	5.56
010-456-4450 BUILDING & GROUNDS MAINTENANCE	13,285	0	19,000	19,000	20,000	5.26
010-456-4475 JANITORIAL SERVICES	5,035	0	4,940	4,940	4,940	0.00
010-456-4480 BOND	0	0	200	200	300	50.00
TOTAL OTHER SERVICES & CHARGES	33,037	0	46,540	46,540	49,240	5.80
CAPITAL OUTLAY						
010-456-4571 OFFICE EQUIPMENT	0	0	0	0	0	0.00
010-456-4576 INSURANCE RECOVERY	0	0	0	0	0	0.00
TOTAL CAPITAL OUTLAY	0	0	0	0	0	0.00
TOTAL JUSTICE OF THE PEACE #3	258,344	0	337,463	337,463	353,872	4.86

010-GENERAL FUND
JUDICIAL TRIAL FEES

DEPARTMENTAL EXPENDITURES	2022 FYE ACTUAL	2023 ESTIMATED ACTUAL	2023 ORIGINAL BUDGET	2023 AMENDED BUDGET	2024 APPROVED BUDGET	% CHANGE IN BUDGET
PAYROLL EXPENSES						
010-469-4190 242ND COURT APPOINTED ATTORNEY	110,268	0	100,000	94,000	100,000	0.00
010-469-4191 64TH COURT APPOINTED ATTORNEYS	74,315	0	100,000	116,000	100,000	0.00
010-469-4192 COUNTY COURT APPOINTED ATTORNE	75,740	0	70,000	68,000	70,000	0.00
010-469-4193 JUVENILE COURT APPOINTED ATTOR	6,063	0	15,000	17,000	15,000	0.00
010-469-4194 CIVIL COURT APPOINTED ATTORNEY	78,350	0	135,000	110,000	135,000	0.00
010-469-4201 EMPLOYERS FICA FUNDS REMITTED	0	0	500	500	500	0.00
010-469-4203 RETIREMENT	0	0	500	500	500	0.00
TOTAL PAYROLL EXPENSES	344,735	0	421,000	406,000	421,000	0.00
OTHER SERVICES & CHARGES						
010-469-4404 EXAMS FOR HEARINGS	9,250	0	10,000	11,200	10,000	0.00
010-469-4405 SEXUAL ASSAULT MEDICAL EXAMINA	0	0	1,000	0	1,000	0.00
010-469-4408 DIST COURT REPORTER SERVICES	10,919	0	15,000	1,463	10,000	33.33-
010-469-4409 MENTAL COMMITTMENTS	24,076	0	15,000	32,477	30,000	100.00
010-469-4411 EXTRA COURT REPORTERS	23,696	0	18,000	31,337	23,000	27.78
010-469-4421 SPECIAL PROSECUTOR	0	0	2,000	0	2,000	0.00
010-469-4423 INTERPRETERS	675	0	4,000	3,004	4,000	0.00
010-469-4439 INVESTIGATION	0	0	1,000	2,019	2,000	100.00
010-469-4440 PUBLIC DEFENDER	14,949	0	14,949	14,949	17,408	16.45
010-469-4441 CRIMINAL TRIAL PREPARATION	0	0	0	0	0	0.00
010-469-4443 WITNESS EXPENSE	0	0	500	0	500	0.00
TOTAL OTHER SERVICES & CHARGES	83,565	0	81,449	96,449	99,908	22.66
LESS						
010-469-4820 LESS ATTORNEYS FEES FOR COURT	(50,352)	0	(40,000)	(40,000)	(40,000)	0.00
010-469-4824 1LESS CIVIL ATTY FEES ORDERED	0	0	0	0	0	0.00
TOTAL LESS	(50,352)	0	(40,000)	(40,000)	(40,000)	0.00
TOTAL JUDICIAL TRIAL FEES	377,948	0	462,449	462,449	480,908	3.99

BUDGET PRESENTATION REPORT

AS OF: AUGUST 31ST, 2023

010-GENERAL FUND

COUNTY ATTORNEY

DEPARTMENTAL EXPENDITURES	2022 FYE ACTUAL	2023 ESTIMATED ACTUAL	2023 ORIGINAL BUDGET	2023 AMENDED BUDGET	2024 APPROVED BUDGET	% CHANGE IN BUDGET
PAYROLL EXPENSES						
010-475-4101 COUNTY ATTORNEY'S SALARY	65,850	0	70,851	70,851	88,001	24.21
010-475-4105 CLERKS/SECRETARIES SALARIES	40,359	0	43,414	43,414	51,605	18.87
010-475-4114 STATE SUPPLEMENT	84,000	0	84,970	84,970	84,970	0.00
010-475-4116 LONGEVITY	3,913	0	4,153	4,153	4,393	5.78
010-475-4201 EMPLOYER'S FICA FUNDS REMITTED	14,090	0	15,605	15,605	17,562	12.54
010-475-4203 RETIREMENT	34,817	0	36,473	36,473	41,047	12.54
010-475-4207 GROUP HEALTH & LIFE INSURANCE	13,200	0	13,200	13,200	13,200	0.00
TOTAL PAYROLL EXPENSES	256,228	0	268,666	268,666	300,778	11.95
SUPPLIES						
010-475-4311 POSTAGE	304	0	500	500	500	0.00
010-475-4332 OFFICE SUPPLIES	5,327	0	3,000	2,500	3,000	0.00
010-475-4351 MACHINE MAINTENANCE	2,553	0	3,000	3,000	3,000	0.00
010-475-4390 SUBSCRIPTIONS	3,262	0	2,700	3,640	5,000	85.19
TOTAL SUPPLIES	11,445	0	9,200	9,640	11,500	25.00
OTHER SERVICES & CHARGES						
010-475-4420 TELEPHONE	600	0	601	601	601	0.00
010-475-4427 CONFERENCE/SEMINARS & DUES	1,504	0	3,200	2,950	3,500	9.38
010-475-4429 MILEAGE	0	0	190	0	190	0.00
010-475-4432 ADVERTISEMENTS	0	0	0	0	0	0.00
010-475-4480 BONDS	0	0	200	200	250	25.00
TOTAL OTHER SERVICES & CHARGES	2,104	0	4,191	3,751	4,541	8.35
CAPITAL OUTLAY						
010-475-4571 OFFICE EQUIPMENT	0	0	0	0	0	0.00
TOTAL CAPITAL OUTLAY	0	0	0	0	0	0.00
TOTAL COUNTY ATTORNEY	269,778	0	282,057	282,057	316,819	12.32

010-GENERAL FUND
DISTRICT ATTORNEY

DEPARTMENTAL EXPENDITURES	2022 FYE ACTUAL	2023 ESTIMATED ACTUAL	2023 ORIGINAL BUDGET	2023 AMENDED BUDGET	2024 APPROVED BUDGET	% CHANGE IN BUDGET
PAYROLL EXPENSES						
010-480-4103 ASSISTANTS SALARIES	144,083	0	238,859	238,859	226,418	5.21-
010-480-4105 CLERKS/SECRETARIES SALARIES	181,000	0	197,429	197,429	193,971	1.75-
010-480-4109 CRIMINAL INVESTIGATOR'S SALARY	82,757	0	86,675	86,675	91,063	5.06
010-480-4113 JUVENILE SUPPLEMENT	4,000	0	4,101	4,101	4,047	1.32-
010-480-4114 STATE LONGEVITY & SUPPLEMENT	0	0	0	0	0	0.00
010-480-4116 LONGEVITY	12,138	0	12,930	12,930	10,032	22.41-
010-480-4201 EMPLOYERS FICA FUNDS REMITTED	30,291	0	40,988	40,988	40,203	1.92-
010-480-4203 RETIREMENT	75,620	0	95,799	95,799	93,965	1.91-
010-480-4207 GROUP HEALTH & LIFE INSURANCE	46,750	0	52,800	52,800	52,800	0.00
TOTAL PAYROLL EXPENSES	576,640	0	729,581	729,581	712,499	2.34-
SUPPLIES						
010-480-4311 POSTAGE	725	0	1,000	1,000	1,200	20.00
010-480-4328 FUEL	1,579	0	3,000	3,000	3,000	0.00
010-480-4332 OFFICE SUPPLIES	6,226	0	8,800	8,800	8,800	0.00
010-480-4351 MACHINE MAINTENANCE	3,941	0	5,700	5,700	5,700	0.00
010-480-4390 SUBSCRIPTIONS	24,625	0	18,000	18,000	30,000	66.67
TOTAL SUPPLIES	37,096	0	36,500	36,500	48,700	33.42
OTHER SERVICES & CHARGES						
010-480-4420 TELEPHONE	897	0	1,100	1,100	1,100	0.00
010-480-4427 CONFERENCE/SEMINARS & DUES	5,966	0	11,000	8,329	11,000	0.00
010-480-4429 MILEAGE	0	0	200	107	200	0.00
010-480-4432 ADVERTISEMENTS	0	0	285	378	400	40.35
010-480-4454 VEHICLE MAINTENANCE & REPAIR	2,175	0	1,425	4,096	2,500	75.44
010-480-4480 BONDS	662	0	700	700	700	0.00
TOTAL OTHER SERVICES & CHARGES	9,700	0	14,710	14,710	15,900	8.09
CAPITAL OUTLAY						
010-480-4571 OFFICE EQUIPMENT	0	0	3,200	3,200	3,200	0.00
010-480-4572 VEHICLE	0	0	0	0	0	0.00
TOTAL CAPITAL OUTLAY	0	0	3,200	3,200	3,200	0.00
SERVICES & CHARGES						
010-480-4739 INVESTIGATION	145	0	5,000	5,000	5,000	0.00
010-480-4740 ELECTRONIC FILING	0	0	0	0	0	0.00
010-480-4741 OUTSIDE LEGAL ASSISTANCE	0	0	3,800	3,800	3,800	0.00
TOTAL SERVICES & CHARGES	145	0	8,800	8,800	8,800	0.00
TOTAL DISTRICT ATTORNEY	623,581	0	792,791	792,791	789,099	0.47-

010-GENERAL FUND

ELECTIONS

DEPARTMENTAL EXPENDITURES	2022 FYE ACTUAL	2023 ESTIMATED ACTUAL	2023 ORIGINAL BUDGET	2023 AMENDED BUDGET	2024 APPROVED BUDGET	% CHANGE IN BUDGET
PAYROLL EXPENSES						
010-490-4103 WAGES NON STAFF (NO BENEFITS)	40,487	0	7,000	7,138	50,000	614.29
010-490-4105 OVERTIME COUNTY EMPLOYEES	3,311	0	1,500	(505)	10,000	566.67
010-490-4201 EMPLOYER FICA FUNDS REMITTED	4,035	0	700	700	5,000	614.29
010-490-4203 RETIREMENT	592	0	270	43	2,000	640.74
010-490-4207 GROUP HEALTH & LIFE INSURANCE	216	0	0	0	0	0.00
TOTAL PAYROLL EXPENSES	48,642	0	9,470	7,376	67,000	607.50
SUPPLIES						
010-490-4311 POSTAGE	1,029	0	500	408	2,000	300.00
010-490-4332 ELECTION SUPPLIES	3,407	0	1,000	660	7,000	600.00
010-490-4351 MACHINE MAINTENANCE	1,689	0	1,700	4,122	40,000	2,252.94
TOTAL SUPPLIES	6,125	0	3,200	5,190	49,000	1,431.25
OTHER SERVICES & CHARGES						
010-490-4427 CONFERENCES/SEMINARS & DUES	3,947	0	3,000	5,416	6,000	100.00
010-490-4429 MILEAGE	903	0	500	(182)	3,000	500.00
010-490-4432 ADVERTISEMENTS	1,996	0	1,000	868	4,000	300.00
010-490-4484 OTHER ELECTION EXPENSES	268	0	500	0	3,000	500.00
010-490-4487 PRIMARY ELECTION EXPENSE	0	0	0	0	0	0.00
TOTAL OTHER SERVICES & CHARGES	7,114	0	5,000	6,102	16,000	220.00
CAPITAL OUTLAY						
010-490-4571 OFFICE EQUIPMENT	398,528	0	21,000	30,014	10,000	52.38-
TOTAL CAPITAL OUTLAY	398,528	0	21,000	30,014	10,000	52.38-
TOTAL ELECTIONS	460,409	0	38,670	48,682	142,000	267.21

010-GENERAL FUND
AUDITOR

DEPARTMENTAL EXPENDITURES	2022 FYE ACTUAL	2023 ESTIMATED ACTUAL	2023 ORIGINAL BUDGET	2023 AMENDED BUDGET	2024 APPROVED BUDGET	% CHANGE IN BUDGET
PAYROLL EXPENSES						
010-495-4102 AUDITOR'S SALARY	70,406	0	75,406	75,406	85,406	13.26
010-495-4103 ASSISTANTS SALARIES	173,452	0	208,114	203,114	221,209	6.29
010-495-4116 LONGEVITY	4,342	0	4,822	4,822	3,482	27.79-
010-495-4201 EMPLOYERS FICA FUNDS REMITTED	18,840	0	22,104	22,104	23,769	7.53
010-495-4203 RETIREMENT	44,486	0	51,663	51,663	55,553	7.53
010-495-4207 GROUP HEALTH & LIFE INSURANCE	33,000	0	33,000	29,700	33,000	0.00
TOTAL PAYROLL EXPENSES	344,526	0	395,109	386,809	422,419	6.91
SUPPLIES						
010-495-4311 POSTAGE	94	0	250	450	350	40.00
010-495-4332 OFFICE SUPPLIES	4,658	0	4,500	14,810	7,000	55.56
010-495-4351 MACHINE MAINTENANCE	1,872	0	2,300	2,279	2,300	0.00
010-495-4390 SUBSCRIPTIONS	1,153	0	1,000	1,311	1,200	20.00
TOTAL SUPPLIES	7,777	0	8,050	18,850	10,850	34.78
OTHER SERVICES & CHARGES						
010-495-4420 TELEPHONE	600	0	601	601	601	0.00
010-495-4427 CONFERENCE/SEMINARS & DUES	9,397	0	7,000	6,982	14,000	100.00
010-495-4429 MILEAGE	137	0	150	150	150	0.00
010-495-4432 ADVERTISEMENTS	95	0	200	183	300	50.00
010-495-4480 BONDS	150	0	150	184	200	33.33
TOTAL OTHER SERVICES & CHARGES	10,379	0	8,101	8,101	15,251	88.26
CAPITAL OUTLAY						
010-495-4571 OFFICE EQUIPMENT	2,729	0	2,500	0	3,000	20.00
TOTAL CAPITAL OUTLAY	2,729	0	2,500	0	3,000	20.00
LESS						
010-495-4811 LESS JUVENILE PROBATION	(15,000)	0	(15,000)	(15,000)	(15,000)	0.00
010-495-4846 LESS SAMHSA	0	0	0	0	0	0.00
010-495-4847 LESS THHSC	0	0	0	0	(10,000)	0.00
TOTAL LESS	(15,000)	0	(15,000)	(15,000)	(25,000)	66.67
TOTAL AUDITOR	350,411	0	398,760	398,760	426,520	6.96

010-GENERAL FUND

COUNTY TREASURER

DEPARTMENTAL EXPENDITURES	2022 FYE ACTUAL	2023 ESTIMATED ACTUAL	2023 ORIGINAL BUDGET	2023 AMENDED BUDGET	2024 APPROVED BUDGET	% CHANGE IN BUDGET
PAYROLL EXPENSES						
010-497-4101 TREASURER'S SALARY	63,781	0	68,781	68,781	73,781	7.27
010-497-4105 CLERKS/SECRETARIES SALARIES	176,661	0	187,004	187,004	195,548	4.57
010-497-4116 LONGEVITY	6,218	0	6,554	6,554	6,596	0.64
010-497-4201 EMPLOYERS FICA FUNDS REMITTED	17,877	0	20,115	20,115	21,155	5.17
010-497-4203 RETIREMENT	44,210	0	47,014	47,014	49,443	5.17
010-497-4207 GROUP HEALTH & LIFE INSURANCE	33,000	0	33,000	30,800	33,000	0.00
TOTAL PAYROLL EXPENSES	341,747	0	362,468	360,268	379,523	4.71
SUPPLIES						
010-497-4311 POSTAGE	1,994	0	3,000	2,588	3,000	0.00
010-497-4332 OFFICE SUPPLIES	4,462	0	7,000	8,667	8,000	14.29
010-497-4351 MACHINE MAINTENANCE	200	0	500	210	500	0.00
010-497-4390 SUBSCRIPTIONS	170	0	400	587	400	0.00
TOTAL SUPPLIES	6,826	0	10,900	12,052	11,900	9.17
OTHER SERVICES & CHARGES						
010-497-4420 TELEPHONE	600	0	601	601	601	0.00
010-497-4427 CONFERENCE/SEMINARS & DUES	13,046	0	10,000	12,102	10,000	0.00
010-497-4429 MILEAGE	0	0	816	591	816	0.00
010-497-4432 ADVERTISEMENTS	1,621	0	1,700	1,787	1,700	0.00
010-497-4480 BONDS	209	0	400	1,984	500	25.00
TOTAL OTHER SERVICES & CHARGES	15,476	0	13,517	17,065	13,617	0.74
CAPITAL OUTLAY						
010-497-4571 OFFICE EQUIPMENT	1,350	0	2,500	0	3,000	20.00
TOTAL CAPITAL OUTLAY	1,350	0	2,500	0	3,000	20.00
TOTAL COUNTY TREASURER	365,399	0	389,385	389,385	408,040	4.79

BUDGET PRESENTATION REPORT

AS OF: AUGUST 31ST, 2023

010-GENERAL FUND

TAX ASSESSOR/COLLECTOR

DEPARTMENTAL EXPENDITURES	2022 FYE ACTUAL	2023 ESTIMATED ACTUAL	2023 ORIGINAL BUDGET	2023 AMENDED BUDGET	2024 APPROVED BUDGET	% CHANGE IN BUDGET
PAYROLL EXPENSES						
010-499-4101 TAX ASSESSOR/COLLECTOR'S SALAR	63,781	0	68,781	68,781	73,781	7.27
010-499-4105 CLERKS/SECRETARIES SALARIES	178,664	0	192,445	192,445	202,188	5.06
010-499-4116 LONGEVITY	6,394	0	7,874	7,874	8,546	8.53
010-499-4201 EMPLOYERS FICA FUNDS REMITTED	19,036	0	20,587	20,587	21,766	5.73
010-499-4203 RETIREMENT	44,492	0	48,116	48,116	50,872	5.73
010-499-4207 GROUP HEALTH & LIFE INSURANCE	39,600	0	39,600	39,600	39,600	0.00
TOTAL PAYROLL EXPENSES	351,968	0	377,403	377,403	396,753	5.13
SUPPLIES						
010-499-4311 POSTAGE	8,000	0	8,000	5,500	8,000	0.00
010-499-4332 OFFICE SUPPLIES	6,951	0	7,000	9,500	7,000	0.00
010-499-4351 MACHINE MAINTENANCE	4,879	0	6,500	6,455	6,455	0.69-
010-499-4390 SUBSCRIPTIONS	0	0	75	120	120	60.00
TOTAL SUPPLIES	19,830	0	21,575	21,575	21,575	0.00
OTHER SERVICES & CHARGES						
010-499-4427 CONFERENCE/SEMINARS & DUES	3,973	0	7,000	7,000	7,000	0.00
010-499-4429 MILEAGE	0	0	190	135	190	0.00
010-499-4432 ADVERTISEMENTS	0	0	350	350	350	0.00
010-499-4480 BONDS	1,331	0	1,332	1,388	1,332	0.00
TOTAL OTHER SERVICES & CHARGES	5,303	0	8,872	8,872	8,872	0.00
CAPITAL OUTLAY						
010-499-4571 OFFICE EQUIPMENT	0	0	0	0	0	0.00
TOTAL CAPITAL OUTLAY	0	0	0	0	0	0.00
TOTAL TAX ASSESSOR/COLLECTOR	377,101	0	407,850	407,850	427,200	4.74

010-GENERAL FUND

COMPUTER

DEPARTMENTAL EXPENDITURES	2022 FYE ACTUAL	2023 ESTIMATED ACTUAL	2023 ORIGINAL BUDGET	2023 AMENDED BUDGET	2024 APPROVED BUDGET	% CHANGE IN BUDGET
PAYROLL EXPENSES						
010-503-4150 CONTRACT LABOR	0	0	0	0	70,000	0.00
TOTAL PAYROLL EXPENSES	0	0	0	0	70,000	0.00
SUPPLIES						
010-503-4309 COMPUTER LEASE, MAINTENANCE, S	218,730	0	280,000	280,000	300,000	7.14
010-503-4310 MAINTENANCE SUPPORT	1,948	0	10,000	10,000	10,000	0.00
010-503-4314 MIFI	8,196	0	10,000	10,000	10,000	0.00
010-503-4315 COUNTY WEBSITE	2,824	0	10,000	10,000	10,000	0.00
TOTAL SUPPLIES	231,698	0	310,000	310,000	330,000	6.45
CAPITAL OUTLAY						
010-503-4576 INSURANCE RECOVERY	0	0	0	0	0	0.00
TOTAL CAPITAL OUTLAY	0	0	0	0	0	0.00
TOTAL COMPUTER	231,698	0	310,000	310,000	400,000	29.03

BUDGET PRESENTATION REPORT

AS OF: AUGUST 31ST, 2023

010-GENERAL FUND

FINANCIAL NON-DEPARTMENT

DEPARTMENTAL EXPENDITURES	2022 FYE ACTUAL	2023 ESTIMATED ACTUAL	2023 ORIGINAL BUDGET	2023 AMENDED BUDGET	2024 APPROVED BUDGET	% CHANGE IN BUDGET
OTHER SERVICES & CHARGES						
010-505-4401 EXTERNAL AUDIT	41,500	0	50,000	61,750	50,000	0.00
010-505-4414 GASB 34 COMPLIANCE REQUIREMENT	0	0	0	0	0	0.00
TOTAL OTHER SERVICES & CHARGES	41,500	0	50,000	61,750	50,000	0.00
TOTAL FINANCIAL NON-DEPARTMENT	41,500	0	50,000	61,750	50,000	0.00

BUDGET PRESENTATION REPORT

AS OF: AUGUST 31ST, 2023

010-GENERAL FUND

COURTHOUSE BUILD & GROUND

DEPARTMENTAL EXPENDITURES	2022 FYE ACTUAL	2023 ESTIMATED ACTUAL	2023 ORIGINAL BUDGET	2023 AMENDED BUDGET	2024 APPROVED BUDGET	% CHANGE IN BUDGET
PAYROLL EXPENSES						
010-510-4102 MAINTENANCE SALARY	0	0	0	0	17,597	0.00
010-510-4116 LONGEVITY	0	0	0	0	0	0.00
010-510-4201 EMPLOYERS FICA FUNDS REMITTED	0	0	0	0	1,347	0.00
010-510-4203 RETIREMENT	0	0	0	0	3,147	0.00
010-510-4207 GROUP HEALTH & LIFE INSURANCE	0	0	0	0	3,300	0.00
TOTAL PAYROLL EXPENSES	0	0	0	0	25,391	0.00
SUPPLIES						
010-510-4340 JANITORIAL SUPPLIES	5,830	0	5,000	5,318	5,000	0.00
TOTAL SUPPLIES	5,830	0	5,000	5,318	5,000	0.00
OTHER SERVICES & CHARGES						
010-510-4445 UTILITIES	54,402	0	48,000	63,000	48,000	0.00
010-510-4450 BUILDING & GROUNDS MAINTENANCE	57,591	0	66,000	115,682	66,000	0.00
010-510-4475 JANITORIAL SERVICES	59,368	0	59,891	59,891	79,854	33.33
TOTAL OTHER SERVICES & CHARGES	171,361	0	173,891	238,573	193,854	11.48
CAPITAL OUTLAY						
010-510-4576 INSURANCE RECOVERY	4,261	0	0	28,465	0	0.00
TOTAL CAPITAL OUTLAY	4,261	0	0	28,465	0	0.00
TOTAL COURTHOUSE BUILD & GROUND	181,452	0	178,891	272,356	224,245	25.35

BUDGET PRESENTATION REPORT

AS OF: AUGUST 31ST, 2023

010-GENERAL FUND

COURTHOUSE ANNEX

DEPARTMENTAL EXPENDITURES	2022 FYE ACTUAL	2023 ESTIMATED ACTUAL	2023 ORIGINAL BUDGET	2023 AMENDED BUDGET	2024 APPROVED BUDGET	% CHANGE IN BUDGET
OTHER SERVICES & CHARGES						
010-511-4445 UTILITIES	19,519	0	19,000	19,000	20,000	5.26
010-511-4450 BUILDING & GROUNDS MAINTENANCE	3,540	0	30,000	30,000	30,000	0.00
TOTAL OTHER SERVICES & CHARGES	23,059	0	49,000	49,000	50,000	2.04
CAPITAL OUTLAY						
010-511-4576 INSURANCE RECOVERY	0	0	0	0	0	0.00
TOTAL CAPITAL OUTLAY	0	0	0	0	0	0.00
TOTAL COURTHOUSE ANNEX	23,059	0	49,000	49,000	50,000	2.04

BUDGET PRESENTATION REPORT

AS OF: AUGUST 31ST, 2023

010-GENERAL FUND

JUSTICE CENTER

DEPARTMENTAL EXPENDITURES	2022 FYE ACTUAL	2023 ESTIMATED ACTUAL	2023 ORIGINAL BUDGET	2023 AMENDED BUDGET	2024 APPROVED BUDGET	% CHANGE IN BUDGET
PAYROLL EXPENSES						
010-512-4105 MONITORS SALARIES	27,872	0	29,973	29,973	31,492	5.07
010-512-4116 LONGEVITY	1,370	0	1,490	1,490	1,610	8.05
010-512-4201 EMPLOYERS FICA FUNDS REMITTED	2,237	0	2,407	2,407	2,533	5.23
010-512-4203 RETIREMENT	5,229	0	5,626	5,626	5,919	5.21
TOTAL PAYROLL EXPENSES	36,707	0	39,496	39,496	41,554	5.21
SUPPLIES						
010-512-4340 JANITORIAL SUPPLIES	5,290	0	4,000	4,264	4,000	0.00
TOTAL SUPPLIES	5,290	0	4,000	4,264	4,000	0.00
OTHER SERVICES & CHARGES						
010-512-4445 UTILITIES	25,612	0	22,000	24,000	24,000	9.09
010-512-4450 BUILDING GROUNDS AND MAINTENEN	18,135	0	15,000	20,736	15,000	0.00
010-512-4475 JANITORIAL SERVICES	43,270	0	43,704	43,704	58,271	33.33
TOTAL OTHER SERVICES & CHARGES	87,017	0	80,704	88,440	97,271	20.53
CAPITAL OUTLAY						
010-512-4576 INSURANCE RECOVERY	0	0	0	0	0	0.00
TOTAL CAPITAL OUTLAY	0	0	0	0	0	0.00
TOTAL JUSTICE CENTER	129,014	0	124,200	132,200	142,825	15.00

010-GENERAL FUND
COURTHOUSE ANNEX III

DEPARTMENTAL EXPENDITURES	2022 FYE ACTUAL	2023 ESTIMATED ACTUAL	2023 ORIGINAL BUDGET	2023 AMENDED BUDGET	2024 APPROVED BUDGET	% CHANGE IN BUDGET
OTHER SERVICES & CHARGES						
010-513-4445 UTILIITES	378	0	400	2,500	1,400	250.00
010-513-4450 BUILDING MAINTENANCE	1,610	0	1,500	52,949	500	66.67-
TOTAL OTHER SERVICES & CHARGES	1,988	0	1,900	55,449	1,900	0.00
CAPITAL OUTLAY						
010-513-4576 INSURANCE RECOVERY	0	0	0	0	0	0.00
TOTAL CAPITAL OUTLAY	0	0	0	0	0	0.00
TOTAL COURTHOUSE ANNEX III	1,988	0	1,900	55,449	1,900	0.00

010-GENERAL FUND

HALE COUNTY WORKFORCE

DEPARTMENTAL EXPENDITURES	2022 FYE ACTUAL	2023 ESTIMATED ACTUAL	2023 ORIGINAL BUDGET	2023 AMENDED BUDGET	2024 APPROVED BUDGET	% CHANGE IN BUDGET
SUPPLIES						
010-516-4328 FUEL	56	0	0	749	800	0.00
010-516-4348 OTHER SUPPLIES	439	0	0	7,051	5,000	0.00
010-516-4351 MACHINE MAINTENENCE	0	0	0	0	0	0.00
TOTAL SUPPLIES	495	0	0	7,800	5,800	0.00
OTHER SERVICES & CHARGES						
010-516-4408 TEMPORARY WORKERS	0	0	0	0	0	0.00
010-516-4420 TELEPHONE	152	0	0	0	0	0.00
010-516-4453 RADIO MAINTENENCE	0	0	0	0	0	0.00
010-516-4454 VEHICLE MAINTENENCE	288	0	0	1,500	2,500	0.00
TOTAL OTHER SERVICES & CHARGES	440	0	0	1,500	2,500	0.00
CAPITAL OUTLAY						
010-516-4571 EQUIPMENT	0	0	0	0	1,000	0.00
TOTAL CAPITAL OUTLAY	0	0	0	0	1,000	0.00
TOTAL HALE COUNTY WORKFORCE	935	0	0	9,300	9,300	0.00

BUDGET PRESENTATION REPORT

AS OF: AUGUST 31ST, 2023

010-GENERAL FUND

AMBULANCE SERVICE

DEPARTMENTAL EXPENDITURES	2022 FYE ACTUAL	2023 ESTIMATED ACTUAL	2023 ORIGINAL BUDGET	2023 AMENDED BUDGET	2024 APPROVED BUDGET	% CHANGE IN BUDGET
SERVICES & CHARGES						
010-540-4707 OLTON VOLUNTEER AMBULANCE SERV	3,500	0	3,500	3,500	3,500	0.00
010-540-4708 HALE CENTER AMBULANCE	36,000	0	36,000	36,000	36,000	0.00
010-540-4709 ABERNATHY AMBULANCE - UMC	36,000	0	36,000	36,000	60,000	66.67
010-540-4710 PETERSBURG AMBLNCE-HALE CENTER	33,500	0	36,000	36,000	36,000	0.00
TOTAL SERVICES & CHARGES	109,000	0	111,500	111,500	135,500	21.52
TOTAL AMBULANCE SERVICE	109,000	0	111,500	111,500	135,500	21.52

010-GENERAL FUND
FIRE PROTECTION

DEPARTMENTAL EXPENDITURES	2022 FYE ACTUAL	2023 ESTIMATED ACTUAL	2023 ORIGINAL BUDGET	2023 AMENDED BUDGET	2024 APPROVED BUDGET	% CHANGE IN BUDGET
SERVICES & CHARGES						
010-543-4711 PLAINVIEW AREA FIRE PROTECTION	56,000	0	90,000	90,000	90,000	0.00
010-543-4713 ABERNATHY FIRE PROTECTION	12,500	0	12,500	12,500	12,500	0.00
010-543-4714 PETERSBURG FIRE PROTECTION	12,500	0	12,500	12,500	12,500	0.00
010-543-4715 COTTON CENTER FIRE PROTECTION	0	0	0	0	0	0.00
010-543-4716 HALFWAY FIRE PROTECTION	12,500	0	12,500	12,500	12,500	0.00
010-543-4717 EDMONSON FIRE PROTECTIION	12,500	0	12,500	12,500	12,500	0.00
010-543-4718 HALE CENTER FIRE PROTECTION	12,500	0	12,500	12,500	12,500	0.00
010-543-4719 OLTON FIRE PROTECTION	3,000	0	3,000	3,000	3,000	0.00
TOTAL SERVICES & CHARGES	121,500	0	155,500	155,500	155,500	0.00
TOTAL FIRE PROTECTION	121,500	0	155,500	155,500	155,500	0.00

BUDGET PRESENTATION REPORT

AS OF: AUGUST 31ST, 2023

010-GENERAL FUND

CONSTABLE PRECINCT #1

DEPARTMENTAL EXPENDITURES	2022 FYE ACTUAL	2023 ESTIMATED ACTUAL	2023 ORIGINAL BUDGET	2023 AMENDED BUDGET	2024 APPROVED BUDGET	% CHANGE IN BUDGET
PAYROLL EXPENSES						
010-550-4101 CONSTABLE'S SALARY	63,781	0	68,781	68,781	73,781	7.27
010-550-4116 LONGEVITY	544	0	640	640	736	15.00
010-550-4201 EMPLOYERS FICA FUNDS REMITTED	4,967	0	5,357	5,357	5,747	7.28
010-550-4203 RETIREMENT	11,609	0	12,520	12,520	14,431	15.26
010-550-4207 GROUP HEALTH & LIFE INSURANCE	6,600	0	6,600	6,600	6,600	0.00
TOTAL PAYROLL EXPENSES	87,500	0	93,898	93,898	101,295	7.88
SUPPLIES						
010-550-4311 POSTAGE	28	0	70	70	70	0.00
010-550-4328 FUEL	3,608	0	4,000	4,000	4,000	0.00
010-550-4332 OFFICE SUPPLIES	937	0	1,000	1,000	1,000	0.00
010-550-4351 MACHINE MAINTENANCE	0	0	0	0	0	0.00
TOTAL SUPPLIES	4,573	0	5,070	5,070	5,070	0.00
OTHER SERVICES & CHARGES						
010-550-4420 TELEPHONE	600	0	601	601	601	0.00
010-550-4427 CONFERENCE/SEMINARS & DUES	85	0	250	250	250	0.00
010-550-4432 ADVERTISEMENTS	0	0	250	250	250	0.00
010-550-4453 RADIO MAINTENANCE	402	0	500	500	500	0.00
010-550-4454 VEHICLE MAINTENANCE & REPAIR	2,447	0	4,000	4,000	2,000	50.00-
010-550-4480 BONDS	0	0	0	0	0	0.00
TOTAL OTHER SERVICES & CHARGES	3,534	0	5,601	5,601	3,601	35.71-
CAPITAL OUTLAY						
010-550-4571 OFFICE EQUIPMENT	0	0	0	0	0	0.00
010-550-4575 VEHICLES	0	0	42,000	42,000	0	100.00-
010-550-4576 INSURANCE RECOVERY	0	0	0	0	0	0.00
TOTAL CAPITAL OUTLAY	0	0	42,000	42,000	0	100.00-
TOTAL CONSTABLE PRECINCT #1	95,607	0	146,569	146,569	109,966	24.97-

BUDGET PRESENTATION REPORT

AS OF: AUGUST 31ST, 2023

010-GENERAL FUND

CONSTABLE PRECINCT #3

DEPARTMENTAL EXPENDITURES	2022 FYE ACTUAL	2023 ESTIMATED ACTUAL	2023 ORIGINAL BUDGET	2023 AMENDED BUDGET	2024 APPROVED BUDGET	% CHANGE IN BUDGET
PAYROLL EXPENSES						
010-553-4101 CONSTABLE'S SALARY	63,781	0	68,781	68,781	73,781	7.27
010-553-4116 LONGEVITY	1,460	0	1,580	1,580	1,700	7.59
010-553-4201 EMPLOYERS FICA FUNDS REMITTED	4,682	0	5,429	5,429	5,821	7.22
010-553-4203 RETIREMENT	11,772	0	12,688	12,688	13,604	7.22
010-553-4207 GROUP HEALTH & LIFE INSURANCE	6,600	0	6,600	6,600	6,600	0.00
TOTAL PAYROLL EXPENSES	88,295	0	95,078	95,078	101,506	6.76
SUPPLIES						
010-553-4311 POSTAGE	39	0	25	25	25	0.00
010-553-4328 FUEL	5,090	0	7,000	4,461	7,000	0.00
010-553-4332 OFFICE SUPPLIES	1,967	0	3,500	1,460	2,000	42.86-
TOTAL SUPPLIES	7,096	0	10,525	5,946	9,025	14.25-
OTHER SERVICES & CHARGES						
010-553-4420 TELEPHONE	1,056	0	1,100	1,100	1,100	0.00
010-553-4427 CONFERENCE/SEMINARS & DUES	60	0	750	750	1,250	66.67
010-553-4429 MILEAGE	0	0	0	0	0	0.00
010-553-4432 ADVERTISEMENTS	0	0	100	0	100	0.00
010-553-4453 RADIO MAINTENANCE & SUPPLIES	0	0	500	255	500	0.00
010-553-4454 VEHICLE MAINTENANCE & REPAIR	1,784	0	2,500	8,597	2,500	0.00
010-553-4480 BONDS	0	0	178	0	178	0.00
TOTAL OTHER SERVICES & CHARGES	2,900	0	5,128	10,702	5,628	9.75
CAPITAL OUTLAY						
010-553-4571 OFFICE EQUIPMENT	1,189	0	2,900	2,605	2,000	31.03-
010-553-4575 VEHICLES	0	0	0	0	0	0.00
010-553-4576 INSURANCE RECOVERY	5,775	0	0	630	0	0.00
TOTAL CAPITAL OUTLAY	6,964	0	2,900	3,235	2,000	31.03-
TOTAL CONSTABLE PRECINCT #3	105,255	0	113,631	114,961	118,159	3.98

BUDGET PRESENTATION REPORT

AS OF: AUGUST 31ST, 2023

010-GENERAL FUND

DEPARTMENT PUBLIC SAFETY

DEPARTMENTAL EXPENDITURES	2022 FYE ACTUAL	2023 ESTIMATED ACTUAL	2023 ORIGINAL BUDGET	2023 AMENDED BUDGET	2024 APPROVED BUDGET	% CHANGE IN BUDGET
PAYROLL EXPENSES						
010-555-4105 CLERKS/SECRETARIES SALARIES	0	0	11,416	11,416	11,944	4.63
010-555-4116 LONGEVITY	0	0	0	0	36	0.00
010-555-4201 EMPLOYERS FICA FUNDS REMITTED	0	0	874	874	917	4.92
010-555-4203 RETIREMENT	0	0	2,042	2,042	2,142	4.90
010-555-4207 GROUP HEALTH & LIFE INSURANCE	0	0	0	0	0	0.00
TOTAL PAYROLL EXPENSES	0	0	14,332	14,332	15,039	4.93
SUPPLIES						
010-555-4332 OFFICE SUPPLIES	0	0	0	0	0	0.00
TOTAL SUPPLIES	0	0	0	0	0	0.00
OTHER SERVICES & CHARGES						
010-555-4432 ADVERTISEMENTS	0	0	0	0	0	0.00
010-555-4480 BONDS	0	0	85	85	85	0.00
TOTAL OTHER SERVICES & CHARGES	0	0	85	85	85	0.00
TOTAL DEPARTMENT PUBLIC SAFETY	0	0	14,417	14,417	15,124	4.90

010-GENERAL FUND

DPS - LICENSE & WEIGHTS

DEPARTMENTAL EXPENDITURES	2022 FYE ACTUAL	2023 ESTIMATED ACTUAL	2023 ORIGINAL BUDGET	2023 AMENDED BUDGET	2024 APPROVED BUDGET	% CHANGE IN BUDGET
OTHER SERVICES & CHARGES						
010-556-4420 TELEPHONE	0	0	0	0	0	0.00
TOTAL OTHER SERVICES & CHARGES	0	0	0	0	0	0.00
TOTAL DPS - LICENSE & WEIGHTS	0	0	0	0	0	0.00

BUDGET PRESENTATION REPORT

AS OF: AUGUST 31ST, 2023

010-GENERAL FUND

SHERIFF'S DEPARTMENT

DEPARTMENTAL EXPENDITURES	2022 FYE ACTUAL	2023 ESTIMATED ACTUAL	2023 ORIGINAL BUDGET	2023 AMENDED BUDGET	2024 APPROVED BUDGET	% CHANGE IN BUDGET
PAYROLL EXPENSES						
010-560-4101 SHERIFF'S SALARY	92,218	0	97,219	97,219	102,219	5.14
010-560-4104 DEPUTIES/JAILERS SALARIES	2,668,700	0	3,431,588	3,431,588	3,579,208	4.30
010-560-4116 LONGEVITY	61,966	0	69,462	69,462	72,256	4.02
010-560-4201 EMPLOYERS FICA FUNDS REMITTED	212,032	0	275,406	275,406	287,295	4.32
010-560-4203 RETIREMENT	505,086	0	643,693	643,693	671,481	4.32
010-560-4207 GROUP HEALTH & LIFE INSURANCE	374,000	0	481,800	481,800	481,800	0.00
TOTAL PAYROLL EXPENSES	3,914,002	0	4,999,168	4,999,168	5,194,259	3.90
SUPPLIES						
010-560-4311 POSTAGE	2,310	0	2,500	2,500	2,500	0.00
010-560-4328 FUEL	123,250	0	120,000	120,000	120,000	0.00
010-560-4332 OFFICE SUPPLIES	11,489	0	25,000	25,000	25,000	0.00
010-560-4333 FOOD FOR PRISONERS	280,991	0	270,000	265,000	270,000	0.00
010-560-4337 JAIL SUPPLIES	40,010	0	30,000	35,000	30,000	0.00
010-560-4340 JANITORIAL SUPPLIES	22,275	0	30,000	30,000	30,000	0.00
010-560-4346 UNIFORMS	7,956	0	14,000	14,000	14,000	0.00
010-560-4351 MACHINE MAINTENANCE	14,241	0	20,000	20,000	20,000	0.00
010-560-4390 SUBSCRIPTIONS	80	0	1,000	1,000	1,000	0.00
010-560-4397 PRISONER UPKEEP	18,125	0	75,000	75,000	75,000	0.00
TOTAL SUPPLIES	520,726	0	587,500	587,500	587,500	0.00
OTHER SERVICES & CHARGES						
010-560-4405 MEDICAL EXPENSES FOR PRISONERS	172,585	0	240,000	280,000	240,000	0.00
010-560-4420 TELEPHONE	20,689	0	30,000	30,000	30,000	0.00
010-560-4421 ESTRAY EXPENSES	61	0	1,500	1,317	1,500	0.00
010-560-4425 EXPENSES FOR PRISONER PICKUP	9,882	0	40,000	40,000	30,000	25.00-
010-560-4427 CONFERENCE/SEMINARS & DUES	7,776	0	18,000	18,000	18,000	0.00
010-560-4432 ADVERTISEMENTS	0	0	3,000	3,000	3,000	0.00
010-560-4439 INVESTIGATION	4,435	0	6,000	6,183	6,000	0.00
010-560-4445 UTILITIES	144,066	0	105,000	125,000	125,000	19.05
010-560-4450 BUILDING & GROUNDS MAINTENANCE	147,441	0	250,000	159,000	250,000	0.00
010-560-4453 RADIO MAINTENANCE & SUPPLIES	189	0	7,500	7,500	7,500	0.00
010-560-4454 VEHICLE MAINTENANCE & REPAIR	67,060	0	65,000	96,000	65,000	0.00
010-560-4461 TOBACCO ENFORCEMENT PRGM FUND	0	0	0	0	0	0.00
010-560-4480 BOND	416	0	750	750	750	0.00
TOTAL OTHER SERVICES & CHARGES	574,599	0	766,750	766,750	776,750	1.30
CAPITAL OUTLAY						
010-560-4571 EQUIPMENT	13,189	0	30,000	30,000	30,000	0.00
010-560-4572 BUILDING IMPROVEMENTS	0	0	0	0	0	0.00
010-560-4575 VEHICLES	253,473	0	135,000	135,000	160,000	18.52
010-560-4576 INSURANCE RECOVERY	80,557	0	0	131,885	0	0.00
TOTAL CAPITAL OUTLAY	347,218	0	165,000	296,885	190,000	15.15

BUDGET PRESENTATION REPORT

AS OF: AUGUST 31ST, 2023

010-GENERAL FUND

SHERIFF'S DEPARTMENT

DEPARTMENTAL EXPENDITURES	2022 FYE ACTUAL	2023 ESTIMATED ACTUAL	2023 ORIGINAL BUDGET	2023 AMENDED BUDGET	2024 APPROVED BUDGET	% CHANGE IN BUDGET
LESS						
010-560-4801 LESS CASTRO & SWISHER COUNTY'S	(39,294)	0	(30,000)	(30,000)	(30,000)	0.00
TOTAL LESS	(39,294)	0	(30,000)	(30,000)	(30,000)	0.00
TOTAL SHERIFF'S DEPARTMENT	5,317,251	0	6,488,418	6,620,303	6,718,509	3.55

010-GENERAL FUND
JUVENILE PROBATION

DEPARTMENTAL EXPENDITURES	2022 FYE ACTUAL	2023 ESTIMATED ACTUAL	2023 ORIGINAL BUDGET	2023 AMENDED BUDGET	2024 APPROVED BUDGET	% CHANGE IN BUDGET
OTHER SERVICES & CHARGES						
010-570-4420 TELEPHONE	60	0	185	185	185	0.00
TOTAL OTHER SERVICES & CHARGES	60	0	185	185	185	0.00
LESS						
010-570-4870 JUVENILE PROBATION	542,325	0	542,325	542,325	542,325	0.00
TOTAL LESS	542,325	0	542,325	542,325	542,325	0.00
TOTAL JUVENILE PROBATION	542,385	0	542,510	542,510	542,510	0.00

010-GENERAL FUND
PUBLIC SAFETY

DEPARTMENTAL EXPENDITURES	2022 FYE ACTUAL	2023 ESTIMATED ACTUAL	2023 ORIGINAL BUDGET	2023 AMENDED BUDGET	2024 APPROVED BUDGET	% CHANGE IN BUDGET
OTHER SERVICES & CHARGES						
010-582-4416 CITY OF PLAINVIEW ANIMAL CONTR	0	0	100	100	100	0.00
010-582-4422 HALE COUNTY 911 SYSTEM	0	0	500	500	500	0.00
010-582-4462 CRIME STOPPERS	1,500	0	1,500	1,500	1,500	0.00
TOTAL OTHER SERVICES & CHARGES	1,500	0	2,100	2,100	2,100	0.00
SERVICES & CHARGES						
010-582-4725 SOUTH PLAINS EMS FUND	4,000	0	4,000	4,000	4,000	0.00
010-582-4735 EMERGENCY MGM HOMELAND SECURIT	0	0	0	0	0	0.00
010-582-4740 TOWER LEASE	0	0	0	0	0	0.00
TOTAL SERVICES & CHARGES	4,000	0	4,000	4,000	4,000	0.00
TOTAL PUBLIC SAFETY	5,500	0	6,100	6,100	6,100	0.00

BUDGET PRESENTATION REPORT

AS OF: AUGUST 31ST, 2023

010-GENERAL FUND

SOLID WASTE DISPOSAL

DEPARTMENTAL EXPENDITURES	2022 FYE ACTUAL	2023 ESTIMATED ACTUAL	2023 ORIGINAL BUDGET	2023 AMENDED BUDGET	2024 APPROVED BUDGET	% CHANGE IN BUDGET
SERVICES & CHARGES						
010-595-4705 ABERNATHY SOLID WASTE DISPOSAL	4,800	0	4,800	4,596	4,800	0.00
010-595-4722 SOLID WASTE PLAN	5,434	0	5,000	5,205	6,000	20.00
TOTAL SERVICES & CHARGES	10,234	0	9,800	9,800	10,800	10.20
TOTAL SOLID WASTE DISPOSAL	10,234	0	9,800	9,800	10,800	10.20

010-GENERAL FUND
HEALTH & WELFARE

DEPARTMENTAL EXPENDITURES	2022 FYE ACTUAL	2023 ESTIMATED ACTUAL	2023 ORIGINAL BUDGET	2023 AMENDED BUDGET	2024 APPROVED BUDGET	% CHANGE IN BUDGET
SUPPLIES						
010-630-4309 INDIGENT HEALTHCARE SOLUTIONS	18,192	0	20,000	20,000	20,000	0.00
010-630-4311 COVENANT HOSPITAL FOUNDATION	0	0	0	0	0	0.00
TOTAL SUPPLIES	18,192	0	20,000	20,000	20,000	0.00
OTHER SERVICES & CHARGES						
010-630-4413 HALE COUNTY MEALS ON WHEELS	3,010	0	3,010	3,010	3,010	0.00
010-630-4415 HALE COUNTY CHILD WELFARE UNIT	36,000	0	36,000	36,000	36,000	0.00
010-630-4416 HALE CENTER MEALS ON WHEELS	0	0	0	0	4,000	0.00
010-630-4417 CENTRAL PLAINS MH/MR CENTER	36,005	0	36,005	36,005	36,005	0.00
010-630-4424 INDIGENT HEALTH CARE	132,744	0	400,000	215,636	400,000	0.00
010-630-4433 CITY & COUNTY HEALTH UNIT	109,620	0	90,000	90,000	90,000	0.00
010-630-4434 HALE COUNTY CRISIS CENTER	3,500	0	3,500	3,500	3,500	0.00
010-630-4436 S.A.F.E.	5,000	0	5,000	5,000	5,000	0.00
010-630-4437 PARENTS PLACE, INC.	0	0	0	0	0	0.00
010-630-4438 WELFARE ASSISTANCE PROGRAM	798	0	1,500	1,500	1,500	0.00
010-630-4440 FUNERALS	7,000	0	8,000	7,083	8,000	0.00
010-630-4446 HALE COUNTY SENIOR CITIZENS	9,500	0	9,500	9,500	9,500	0.00
010-630-4447 ABERNATHY SENIOR CITIZENS	0	0	8,000	8,000	8,000	0.00
010-630-4448 HALE CENTER SENIOR CITIZENS	8,000	0	8,000	8,000	8,000	0.00
010-630-4449 PETERSBURG SENIOR CITIZENS	8,000	0	8,000	8,000	8,000	0.00
010-630-4456 ENVIROMENTAL & PUBLIC SAFETY	0	0	0	0	0	0.00
010-630-4457 TELEDOC	9,409	0	9,000	9,917	9,000	0.00
010-630-4458 WEX HEALTH	0	0	0	2,000	2,000	0.00
TOTAL OTHER SERVICES & CHARGES	368,586	0	625,515	443,151	631,515	0.96
TOTAL HEALTH & WELFARE	386,778	0	645,515	463,151	651,515	0.93

BUDGET PRESENTATION REPORT

AS OF: AUGUST 31ST, 2023

010-GENERAL FUND

VETERAN SERVICE OFFICER

DEPARTMENTAL EXPENDITURES	2022 FYE ACTUAL	2023 ESTIMATED ACTUAL	2023 ORIGINAL BUDGET	2023 AMENDED BUDGET	2024 APPROVED BUDGET	% CHANGE IN BUDGET
PAYROLL EXPENSES						
010-640-4102 VETERAN SERVICE OFFICER SALARY	33,125	0	35,632	35,632	44,499	24.88
010-640-4105 CLERKS/SECRETARIES SALARIES	0	0	11,416	11,416	15,746	37.93
010-640-4116 LONGEVITY	648	0	744	744	114	84.68-
010-640-4201 EMPLOYER'S FICA FUNDS REIM	2,630	0	3,702	3,702	4,664	25.99
010-640-4203 RETIREMENT	6,146	0	8,653	8,653	10,900	25.97
010-640-4207 GROUP HEALTH & LIFE INSURANCE	6,600	0	6,600	6,600	6,600	0.00
TOTAL PAYROLL EXPENSES	49,148	0	66,747	66,747	82,523	23.64
SUPPLIES						
010-640-4311 POSTAGE	182	0	300	300	300	0.00
010-640-4332 OFFICE SUPPLIES	562	0	2,500	4,000	2,500	0.00
010-640-4351 MACHINE MAINTENANCE	0	0	0	0	0	0.00
010-640-4390 SUBSCRIPTIONS	60	0	100	100	100	0.00
TOTAL SUPPLIES	804	0	2,900	4,400	2,900	0.00
OTHER SERVICES & CHARGES						
010-640-4420 TELEPHONE	600	0	601	601	601	0.00
010-640-4427 CONFERENCE, SEMINARS & DUES	0	0	1,500	1,500	1,500	0.00
010-640-4429 MILEAGE	612	0	2,500	705	2,500	0.00
010-640-4432 ADVERTISEMENTS	0	0	0	295	175	0.00
TOTAL OTHER SERVICES & CHARGES	1,212	0	4,601	3,101	4,776	3.80
CAPITAL OUTLAY						
010-640-4571 OFFICE EQUIPMENT	0	0	0	0	0	0.00
TOTAL CAPITAL OUTLAY	0	0	0	0	0	0.00
TOTAL VETERAN SERVICE OFFICER	51,165	0	74,248	74,248	90,199	21.48

010-GENERAL FUND
INDIGENT HEALTH & VA OFC

DEPARTMENTAL EXPENDITURES	2022 FYE ACTUAL	2023 ESTIMATED ACTUAL	2023 ORIGINAL BUDGET	2023 AMENDED BUDGET	2024 APPROVED BUDGET	% CHANGE IN BUDGET
PAYROLL EXPENSES						
010-645-4102 DIRECTOR'S SALARY	41,368	0	44,499	44,499	46,752	5.06
010-645-4105 CLERKS/SECRETARIES SALARIES	15,223	0	16,547	16,547	17,379	5.03
010-645-4116 LONGEVITY	1,505	0	1,661	1,661	207	87.54-
010-645-4201 EMPLOYER'S FICA FUNDS REMITTED	4,419	0	4,843	4,843	4,968	2.58
010-645-4203 RETIREMENT	10,495	0	11,320	11,320	11,611	2.57
010-645-4207 GROUP HEALTH & LIFE INSURANCE	6,600	0	6,600	6,600	6,600	0.00
TOTAL PAYROLL EXPENSES	79,610	0	85,470	85,470	87,517	2.39
SUPPLIES						
010-645-4311 POSTAGE	244	0	500	500	500	0.00
010-645-4332 OFFICE SUPPLIES	1,461	0	4,000	4,000	4,000	0.00
010-645-4351 MACHINE MAINTENANCE	0	0	0	0	0	0.00
010-645-4390 SUBSCRIPTIONS	0	0	0	0	0	0.00
TOTAL SUPPLIES	1,705	0	4,500	4,500	4,500	0.00
OTHER SERVICES & CHARGES						
010-645-4405 PROFESSIONAL SERVICES	0	0	0	0	0	0.00
010-645-4420 TELEPHONE	600	0	601	601	601	0.00
010-645-4427 CONFERENCE, SEMINARS & DUES	1,476	0	3,000	2,655	3,000	0.00
010-645-4429 MILEAGE	194	0	250	350	350	40.00
010-645-4432 ADVERTISEMENTS	0	0	0	245	0	0.00
TOTAL OTHER SERVICES & CHARGES	2,270	0	3,851	3,851	3,951	2.60
CAPITAL OUTLAY						
010-645-4571 OFFICE EQUIPMENT	1,400	0	0	0	0	0.00
TOTAL CAPITAL OUTLAY	1,400	0	0	0	0	0.00
TOTAL INDIGENT HEALTH & VA OFC	84,984	0	93,821	93,821	95,968	2.29

010-GENERAL FUND
LIBRARIES & MUSEUMS

DEPARTMENTAL EXPENDITURES	2022 FYE ACTUAL	2023 ESTIMATED ACTUAL	2023 ORIGINAL BUDGET	2023 AMENDED BUDGET	2024 APPROVED BUDGET	% CHANGE IN BUDGET
OTHER SERVICES & CHARGES						
010-650-4416 LLANO ESTACADO MUSEUM	10,000	0	10,000	10,000	0	100.00-
010-650-4418 HALE COUNTY HISTORICAL COMMISS	1,000	0	1,000	1,000	20,000	1,900.00
010-650-4419 HALE COUNTY FARM & RANCH MUSEU	5,000	0	5,000	5,000	5,000	0.00
TOTAL OTHER SERVICES & CHARGES	16,000	0	16,000	16,000	25,000	56.25
SERVICES & CHARGES						
010-650-4701 HALE CENTER PUBLIC LIBRARY	3,500	0	3,500	3,500	4,600	31.43
010-650-4702 ABERNATHY PUBLIC LIBRARY	3,500	0	3,500	3,500	3,500	0.00
010-650-4703 PETERSBURG PUBLIC LIBRARY	3,500	0	3,500	3,500	3,500	0.00
010-650-4704 UNGER MEMORIAL LIBRARY	9,500	0	9,500	9,500	9,500	0.00
010-650-4706 LITERACY COUNCIL	3,500	0	3,500	3,500	3,500	0.00
TOTAL SERVICES & CHARGES	23,500	0	23,500	23,500	24,600	4.68
TOTAL LIBRARIES & MUSEUMS	39,500	0	39,500	39,500	49,600	25.57

010-GENERAL FUND
TX AGRILIFE EXTENSION

DEPARTMENTAL EXPENDITURES	2022 FYE ACTUAL	2023 ESTIMATED ACTUAL	2023 ORIGINAL BUDGET	2023 AMENDED BUDGET	2024 APPROVED BUDGET	% CHANGE IN BUDGET
PAYROLL EXPENSES						
010-665-4102 EXTENSION AGENT'S SALARY	36,226	0	38,037	38,037	39,940	5.00
010-665-4103 ASSISTANTS SALARIES	0	0	0	0	0	0.00
010-665-4105 CLERKS/SECRETARIES SALARIES	76,356	0	82,134	82,134	86,292	5.06
010-665-4116 LONGEVITY	3,936	0	4,176	4,176	4,668	11.78
010-665-4201 EMPLOYERS FICA FUNDS REMITTED	8,669	0	9,651	9,651	10,152	5.19
010-665-4203 RETIREMENT	14,356	0	15,433	15,433	16,264	5.38
010-665-4207 GROUP HEALTH & LIFE INSURANCE	13,200	0	13,200	13,200	13,200	0.00
TOTAL PAYROLL EXPENSES	152,742	0	162,631	162,631	170,516	4.85
SUPPLIES						
010-665-4311 POSTAGE	66	0	250	0	250	0.00
010-665-4330 FUEL & LUBRICANTS	14,050	0	14,250	14,250	17,000	19.30
010-665-4332 OFFICE SUPPLIES	4,186	0	4,000	1,576	4,000	0.00
010-665-4348 OTHER SUPPLIES	1,407	0	1,500	1,480	2,000	33.33
010-665-4351 MACHINE MAINTENANCE	4,178	0	5,000	5,000	5,000	0.00
010-665-4390 SUBSCRIPTIONS	334	0	300	300	300	0.00
TOTAL SUPPLIES	24,221	0	25,300	22,606	28,550	12.85
OTHER SERVICES & CHARGES						
010-665-4420 TELEPHONE	1,800	0	1,803	1,803	1,803	0.00
010-665-4425 CEA-AG CONF/SEM & DUES	1,383	0	1,550	1,694	1,550	0.00
010-665-4426 TRAVEL EXP CEA-AG CROP PROD	0	0	0	0	0	0.00
010-665-4427 CEA-4-H AGENT CONF/SEM & DUES	746	0	1,500	2,525	1,500	0.00
010-665-4428 CEA-FCH CONF/SEM & DUES	1,220	0	3,000	4,421	3,000	0.00
010-665-4429 TRAVEL EXPENSES CEA-AG	7,392	0	8,200	5,734	8,200	0.00
010-665-4430 TRAVEL EXPENSES CEA-FCH	717	0	2,500	130	2,500	0.00
010-665-4431 TRAVEL EXPENSES CEA-4-H	1,223	0	3,200	2,119	3,200	0.00
010-665-4432 ADVERTISEMENTS	0	0	150	0	150	0.00
010-665-4454 VEHICLE MAINTENANCE & REPAIR	4,261	0	3,500	8,677	8,500	142.86
010-665-4480 BONDS	71	0	75	0	75	0.00
TOTAL OTHER SERVICES & CHARGES	18,813	0	25,478	27,103	30,478	19.62
CAPITAL OUTLAY						
010-665-4571 OFFICE EQUIPMENT	3,262	0	3,000	4,069	3,000	0.00
010-665-4572 EQUIPMENT	0	0	0	0	0	0.00
010-665-4575 VEHICLES	0	0	0	0	62,929	0.00
010-665-4576 INSURANCE RECOVERY	1,179	0	0	2,023	0	0.00
TOTAL CAPITAL OUTLAY	4,441	0	3,000	6,092	65,929	2,097.63
TOTAL TX AGRILIFE EXTENSION	200,216	0	216,409	218,432	295,473	36.53

010-GENERAL FUND
EXHIBITION BUILDING - OLC

DEPARTMENTAL EXPENDITURES	2022 FYE ACTUAL	2023 ESTIMATED ACTUAL	2023 ORIGINAL BUDGET	2023 AMENDED BUDGET	2024 APPROVED BUDGET	% CHANGE IN BUDGET
PAYROLL EXPENSES						
010-673-4102 MANAGER'S SALARY	50,403	0	54,218	54,218	56,963	5.06
010-673-4116 LONGEVITY	648	0	744	744	840	12.90
010-673-4201 EMPLOYERS FICA FUNDS REMITTED	3,997	0	4,251	4,251	4,468	5.10
010-673-4203 RETIREMENT	9,375	0	9,935	9,935	10,443	5.11
010-673-4207 GROUP HEALTH & LIFE INSURANCE	6,600	0	6,600	6,600	6,600	0.00
TOTAL PAYROLL EXPENSES	71,024	0	75,748	75,748	79,314	4.71
SUPPLIES						
010-673-4328 FUEL	1,338	0	2,000	2,300	2,500	25.00
010-673-4332 OFFICE SUPPLIES	598	0	400	400	400	0.00
010-673-4340 JANITORIAL SUPPLIES	3,630	0	7,000	6,800	7,000	0.00
010-673-4346 UNIFORMS	508	0	600	600	600	0.00
010-673-4351 MACHINE MAINTENANCE	0	0	100	0	100	0.00
TOTAL SUPPLIES	6,073	0	10,100	10,100	10,600	4.95
OTHER SERVICES & CHARGES						
010-673-4420 TELEPHONE	600	0	601	601	601	0.00
010-673-4432 ADVERTISEMENTS	0	0	1,000	0	1,000	0.00
010-673-4445 UTILITIES	51,991	0	50,000	53,000	55,000	10.00
010-673-4450 BUILDING & GROUNDS MAINTENANCE	15,109	0	24,000	22,000	24,000	0.00
010-673-4452 EQUIP MAINT REPAIRS & SUPPLIES	2,712	0	10,000	10,000	10,000	0.00
010-673-4454 VEHICLE MAINTENANCE & REPAIR	160	0	1,700	1,700	2,000	17.65
TOTAL OTHER SERVICES & CHARGES	70,572	0	87,301	87,301	92,601	6.07
CAPITAL OUTLAY						
010-673-4572 EQUIPMENT	8,400	0	0	0	0	0.00
010-673-4576 INSURANCE RECOVERY	19,500	0	0	0	0	0.00
TOTAL CAPITAL OUTLAY	27,900	0	0	0	0	0.00
TOTAL EXHIBITION BUILDING - OLC	175,569	0	173,149	173,149	182,515	5.41

010-GENERAL FUND
TRANSFERS TO

DEPARTMENTAL EXPENDITURES	2022 FYE ACTUAL	2023 ESTIMATED ACTUAL	2023 ORIGINAL BUDGET	2023 AMENDED BUDGET	2024 APPROVED BUDGET	% CHANGE IN BUDGET
SERVICES & CHARGES						
010-700-4711 TRANSFERS TO PERMANENT IMPROVE	0	0	0	0	0	0.00
010-700-4712 TRANSFER TO ECONOMIC DEVELOPME	0	0	0	0	0	0.00
010-700-4730 TRANSFERS TO HAVA FUND	0	0	0	0	0	0.00
010-700-4741 TRANSFERS TO DRUG FORFEITURE F	0	0	0	0	0	0.00
010-700-4744 TRANSFER TO JURY FUND	0	0	0	0	0	0.00
010-700-4752 TRANSFERS TO AIRPORT MAINTENAN	50,000	0	62,000	62,000	250,000	303.23
010-700-4753 TRANSFERS TO LAW LIBRARY FUND	0	0	0	0	0	0.00
010-700-4755 TRANSFERS TO RURAL FIRE PROTEC	0	0	0	0	0	0.00
010-700-4757 TRANSFER TO SECO-EEG GRANT	0	0	0	0	0	0.00
010-700-4758 TRANSFERS TO SECURITY	0	0	0	0	0	0.00
010-700-4784 TRANSFER TO DRUG COURT	0	0	200,000	200,000	200,000	0.00
010-700-4785 TRANSFER TO EMPLOYEE BENEFIT	952,119	0	0	0	0	0.00
010-700-4786 TRANSFER TO DEBT SERVICE FUND	0	0	0	0	0	0.00
TOTAL SERVICES & CHARGES	1,002,119	0	262,000	262,000	450,000	71.76
TOTAL TRANSFERS TO	1,002,119	0	262,000	262,000	450,000	71.76
TOTAL EXPENDITURES	14,984,373	0	16,200,401	16,363,404	17,474,903	7.87
REVENUE OVER/(UNDER) EXPENDITURES	(955,787)	0	0	29,048	23,280	0.00

PERMANENT IMPROVEMENT FUND
FUND 011

	Page
REVENUES	50
EXPENDITURES	51

BUDGET PRESENTATION REPORT

AS OF: AUGUST 31ST, 2023

011-PERMANENT IMPROVEMENT

REVENUES	2022 FYE ACTUAL	2023 ESTIMATED ACTUAL	2023 ORIGINAL BUDGET	2023 AMENDED BUDGET	2024 APPROVED BUDGET	% CHANGE IN BUDGET
AD VALOREM TAXES						
011-310-3110 AD VALOREM TAXES	0	0	0	0	0	0.00
TOTAL AD VALOREM TAXES	0	0	0	0	0	0.00
MISCELLANEOUS						
011-360-3603 INTEREST ON INVESTMENTS	14,587	0	2,200	2,200	50,000	2,172.73
011-360-3804 CARRYOVER FROM PREVIOUS YEAR	0	0	380,300	380,300	534,000	40.42
TOTAL MISCELLANEOUS	14,587	0	382,500	382,500	584,000	52.68
TRANSFERS FROM						
011-390-3910 TRANSFERS IN FROM GENERAL FUND	0	0	0	0	0	0.00
TOTAL TRANSFERS FROM	0	0	0	0	0	0.00
TOTAL REVENUES	14,587	0	382,500	382,500	584,000	52.68

011-PERMANENT IMPROVEMENT

PERMENANT IMPROVEMENTS

DEPARTMENTAL EXPENDITURES	2022 FYE ACTUAL	2023 ESTIMATED ACTUAL	2023 ORIGINAL BUDGET	2023 AMENDED BUDGET	2024 APPROVED BUDGET	% CHANGE IN BUDGET
OTHER SERVICES & CHARGES						
011-515-4450 BUILDING & GROUNDS MAINTENANCE	36,465	0	110,000	110,000	150,000	36.36
TOTAL OTHER SERVICES & CHARGES	36,465	0	110,000	110,000	150,000	36.36
CAPITAL OUTLAY						
011-515-4531 RENOVATION OF ANNEX II BLDG	5,524	0	37,500	39,086	75,000	100.00
011-515-4532 RENOVATION OF LAW ENFORCEMENT	24,835	0	180,000	119,664	225,000	25.00
011-515-4533 RENOVATION OF JUVE PROB BLDG	0	0	5,000	5,000	5,000	0.00
011-515-4534 RENOVATION OF OLLIE LINER CENT	18,450	0	5,000	55,745	10,000	100.00
011-515-4535 JUSTICE CENTER	10,869	0	30,000	30,000	30,000	0.00
011-515-4536 ANNEX BUILDING III	0	0	1,000	21,000	75,000	7,400.00
011-515-4537 RENOVATION OF J.P.#3 BUILDING	19,097	0	14,000	2,005	14,000	0.00
011-515-4538 RENOVATION OF PCT. #4 BUILDING	0	0	0	0	0	0.00
011-515-4539 RENOVATION PCT. #3	0	0	0	0	0	0.00
011-515-4540 RENOVATION PCT. #1	0	0	0	0	0	0.00
TOTAL CAPITAL OUTLAY	78,776	0	272,500	272,500	434,000	59.27
TOTAL PERMENANT IMPROVEMENTS	115,241	0	382,500	382,500	584,000	52.68
TOTAL EXPENDITURES	115,241	0	382,500	382,500	584,000	52.68
REVENUE OVER/(UNDER) EXPENDITURES	(100,654)	0	0	0	0	0.00

ECONOMIC DEVELOPMENT FUND
FUND 012

	Page
REVENUES	52
EXPENDITURES	53

012-ECONOMIC DEVELOPMENT

REVENUES	2022 FYE ACTUAL	2023 ESTIMATED ACTUAL	2023 ORIGINAL BUDGET	2023 AMENDED BUDGET	2024 APPROVED BUDGET	% CHANGE IN BUDGET
AD VALOREM TAXES						
012-310-3110 AD VALOREM TAXES	0	0	0	0	0	0.00
TOTAL AD VALOREM TAXES	0	0	0	0	0	0.00
MISCELLANEOUS						
012-360-3603 INTEREST ON INVESTMENTS	1,137	0	125	125	4,000	3,100.00
012-360-3804 CARRYOVER FROM PREVIOUS YEAR	0	0	25,000	25,000	21,000	16.00-
TOTAL MISCELLANEOUS	1,137	0	25,125	25,125	25,000	0.50-
TRANSFERS FROM						
012-390-3910 TRANSFER IN FROM GENERAL FUND	0	0	0	0	0	0.00
TOTAL TRANSFERS FROM	0	0	0	0	0	0.00
TOTAL REVENUES	1,137	0	25,125	25,125	25,000	0.50-

012-ECONOMIC DEVELOPMENT
ECONOMIC DEVELOPMENT

DEPARTMENTAL EXPENDITURES	2022 FYE ACTUAL	2023 ESTIMATED ACTUAL	2023 ORIGINAL BUDGET	2023 AMENDED BUDGET	2024 APPROVED BUDGET	% CHANGE IN BUDGET
SUPPLIES						
012-635-4399 MISCELLANEOUS EXPENSE	0	0	0	0	0	0.00
TOTAL SUPPLIES	0	0	0	0	0	0.00
OTHER SERVICES & CHARGES						
012-635-4411 ECONOMIC DEVELOPMENT	0	0	25,000	25,000	25,000	0.00
012-635-4442 BUSINESS RETENTION	0	0	0	0	0	0.00
TOTAL OTHER SERVICES & CHARGES	0	0	25,000	25,000	25,000	0.00
TOTAL ECONOMIC DEVELOPMENT	0	0	25,000	25,000	25,000	0.00
TOTAL EXPENDITURES	0	0	25,000	25,000	25,000	0.00
REVENUE OVER/(UNDER) EXPENDITURES	1,137	0	125	125	0	100.00-

JURY FUND
FUND 014

	Page
REVENUES	54
EXPENDITURES	55

014-JURY

REVENUES	2022 FYE ACTUAL	2023 ESTIMATED ACTUAL	2023 ORIGINAL BUDGET	2023 AMENDED BUDGET	2024 APPROVED BUDGET	% CHANGE IN BUDGET
AD VALOREM TAXES						
014-310-3110 AD VALOREM TAXES	0	0	0	0	0	0.00
TOTAL AD VALOREM TAXES	0	0	0	0	0	0.00
CHARGES FOR SERVICES						
014-340-3205 JURY FEES COLLECTED	403	0	2,500	2,500	1,200	52.00-
014-340-3206 JURY SERVICE FEE	5,236	0	8,000	8,000	8,000	0.00
TOTAL CHARGES FOR SERVICES	5,639	0	10,500	10,500	9,200	12.38-
MISCELLANEOUS						
014-360-3603 INTEREST ON INVESTMENTS	3,186	0	800	800	11,000	1,275.00
014-360-3802 MISCELLANEOUS REFUNDS AND REVE	0	0	0	0	0	0.00
014-360-3803 LONG TERM FUNDS & FEES	0	0	0	0	0	0.00
014-360-3804 CARRYOVER FROM PREVIOUS YEAR	0	0	49,400	49,400	58,000	17.41
TOTAL MISCELLANEOUS	3,186	0	50,200	50,200	69,000	37.45
TRANSFERS FROM						
014-390-3910 TRANSFER IN FROM GENERAL	0	0	0	0	0	0.00
TOTAL TRANSFERS FROM	0	0	0	0	0	0.00
TOTAL REVENUES	8,825	0	60,700	60,700	78,200	28.83

014-JURY
JURY

DEPARTMENTAL EXPENDITURES	2022 FYE ACTUAL	2023 ESTIMATED ACTUAL	2023 ORIGINAL BUDGET	2023 AMENDED BUDGET	2024 APPROVED BUDGET	% CHANGE IN BUDGET
SUPPLIES						
014-465-4332 OFFICE SUPPLIES	11,010	0	9,000	16,000	10,000	11.11
014-465-4366 JUROR MEALS FOR DISTRICT COURT	157	0	500	500	500	0.00
014-465-4368 JUROR MEALS FOR COUNTY COURTS	0	0	200	200	200	0.00
014-465-4370 PETIT JURORS FOR DISTRICT COUR	3,466	0	35,000	28,000	45,000	28.57
014-465-4372 GRAND JURY FOR DISTRICT COURTS	4,565	0	10,000	10,000	15,000	50.00
014-465-4374 PETIT JURORS FOR COUNTY COURTS	768	0	3,500	3,500	4,500	28.57
014-465-4376 PETIT JURORS FOR JUSTICE OF TH	0	0	1,000	1,000	1,500	50.00
TOTAL SUPPLIES	19,966	0	59,200	59,200	76,700	29.56
OTHER SERVICES & CHARGES						
014-465-4465 JUROR DONATIONS	592	0	1,500	1,500	1,500	0.00
TOTAL OTHER SERVICES & CHARGES	592	0	1,500	1,500	1,500	0.00
TOTAL JURY	20,558	0	60,700	60,700	78,200	28.83
TOTAL EXPENDITURES	20,558	0	60,700	60,700	78,200	28.83
REVENUE OVER/(UNDER) EXPENDITURES	(11,733)	0	0	0	0	0.00

RURAL FIRE PROTECTION FUND
FUND 015

	Page
REVENUES	56
EXPENDITURES – FIRE PROTECTION	57
EXPENDITURES – TRANSFER TO	58

015-RURAL FIRE PROTECTION

REVENUES	2022 FYE ACTUAL	2023 ESTIMATED ACTUAL	2023 ORIGINAL BUDGET	2023 AMENDED BUDGET	2024 APPROVED BUDGET	% CHANGE IN BUDGET
AD VALOREM TAXES						
015-310-3110 AD VALOREM TAXES	0	0	0	0	0	0.00
TOTAL AD VALOREM TAXES	0	0	0	0	0	0.00
MISCELLANEOUS						
015-360-3603 INTEREST ON INVESTMENTS	1,612	0	200	200	4,000	1,900.00
015-360-3804 CARRYOVER FROM PREVIOUS YEAR	0	0	10,000	10,000	6,000	40.00-
TOTAL MISCELLANEOUS	1,612	0	10,200	10,200	10,000	1.96-
TRANSFERS FROM						
015-390-3910 TRANSFERS IN FROM GENERAL FUND	0	0	0	0	0	0.00
TOTAL TRANSFERS FROM	0	0	0	0	0	0.00
TOTAL REVENUES	1,612	0	10,200	10,200	10,000	1.96-

015-RURAL FIRE PROTECTION
FIRE PROTECTION

DEPARTMENTAL EXPENDITURES	2022 FYE ACTUAL	2023 ESTIMATED ACTUAL	2023 ORIGINAL BUDGET	2023 AMENDED BUDGET	2024 APPROVED BUDGET	% CHANGE IN BUDGET
CAPITAL OUTLAY						
015-543-4572 EQUIPMENT	0	0	10,000	10,000	10,000	0.00
TOTAL CAPITAL OUTLAY	0	0	10,000	10,000	10,000	0.00
TOTAL FIRE PROTECTION	0	0	10,000	10,000	10,000	0.00

015-RURAL FIRE PROTECTION
TRANSFERS TO

DEPARTMENTAL EXPENDITURES	2022 FYE ACTUAL	2023 ESTIMATED ACTUAL	2023 ORIGINAL BUDGET	2023 AMENDED BUDGET	2024 APPROVED BUDGET	% CHANGE IN BUDGET
SERVICES & CHARGES						
015-700-4756 TRANSFER TO HOMELAND SECURITY	0	0	0	0	0	0.00
TOTAL SERVICES & CHARGES	0	0	0	0	0	0.00
TOTAL TRANSFERS TO	0	0	0	0	0	0.00
TOTAL EXPENDITURES	0	0	10,000	10,000	10,000	0.00
REVENUE OVER/(UNDER) EXPENDITURES	1,612	0	200	200	0	100.00-

GENERAL ROAD AND BRIDGE FUND
FUND 018

	Page
REVENUES	59
EXPENDITURES – GENERAL ROAD & BRIDGE	60
EXPENDITURES – TRANSFER TO	61

BUDGET PRESENTATION REPORT

AS OF: AUGUST 31ST, 2023

018-GEN. ROAD & BRIDGE FUND

REVENUES	2022 FYE ACTUAL	2023 ESTIMATED ACTUAL	2023 ORIGINAL BUDGET	2023 AMENDED BUDGET	2024 APPROVED BUDGET	% CHANGE IN BUDGET
AD VALOREM TAXES						
018-310-3110 AD VALOREM TAXES/REGULAR	2,839,151	0	1,892,992	1,892,992	2,125,211	12.27
018-310-3111 AD VALOREM TAXES/SPECIAL	215,522	0	4,000	4,000	4,000	0.00
TOTAL AD VALOREM TAXES	3,054,673	0	1,896,992	1,896,992	2,129,211	12.24
LICENSES & PERMITS						
018-320-3212 MOTOR VEHICLE REGISTRATION	361,710	0	365,000	365,000	365,000	0.00
018-320-3219 MOTOR VEHICLE SPECIAL ADD ON	248,819	0	310,000	310,000	310,000	0.00
TOTAL LICENSES & PERMITS	610,530	0	675,000	675,000	675,000	0.00
MISCELLANEOUS						
018-360-3603 INTEREST ON INVESTMENTS	39,271	0	6,500	6,500	125,000	1,823.08
018-360-3802 MISCELLANEOUS REFUNDS & REVENU	4,809	0	2,000	2,000	2,000	0.00
018-360-3804 CARRYOVER FROM PREVIOUS YEAR	0	0	501,000	1,103,000	0	100.00-
TOTAL MISCELLANEOUS	44,080	0	509,500	1,111,500	127,000	75.07-
TOTAL REVENUES	3,709,283	0	3,081,492	3,683,492	2,931,211	4.88-

018-GEN. ROAD & BRIDGE FUND
GENERAL ROAD & BRIDGE

DEPARTMENTAL EXPENDITURES	2022 FYE ACTUAL	2023 ESTIMATED ACTUAL	2023 ORIGINAL BUDGET	2023 AMENDED BUDGET	2024 APPROVED BUDGET	2024 % CHANGE IN BUDGET
SUPPLIES						
018-620-4335 NOXIOUS WEED CONTROL	7,906	0	12,000	12,000	12,000	0.00
018-620-4393 CULVERTS & ROAD MATERIALS	277,181	0	150,000	752,000	230,000	53.33
TOTAL SUPPLIES	285,087	0	162,000	764,000	242,000	49.38
OTHER SERVICES & CHARGES						
018-620-4496 TIRZ PARTICIPATION	7	0	10	10	15	50.00
TOTAL OTHER SERVICES & CHARGES	7	0	10	10	15	50.00
TOTAL GENERAL ROAD & BRIDGE	285,094	0	162,010	764,010	242,015	49.38

018-GEN. ROAD & BRIDGE FUND
TRANSFERS TO

DEPARTMENTAL EXPENDITURES	2022 FYE ACTUAL	2023 ESTIMATED ACTUAL	2023 ORIGINAL BUDGET	2023 AMENDED BUDGET	2024 APPROVED BUDGET	% CHANGE IN BUDGET
SERVICES & CHARGES						
018-700-4710 TRANSFERS TO GENERAL FUND	0	0	0	0	0	0.00
018-700-4721 TRANSFERS TO PRECINCT 1	636,783	0	805,797	805,797	695,935	13.63-
018-700-4722 TRANSFERS TO PRECINCT 2	597,930	0	783,753	783,753	689,218	12.06-
018-700-4723 TRANSFERS TO PRECINCT 3	558,903	0	615,231	615,231	636,562	3.47
018-700-4724 TRANSFERS TO PRECINCT 4	545,838	0	714,701	714,701	667,481	6.61-
TOTAL SERVICES & CHARGES	2,339,454	0	2,919,482	2,919,482	2,689,196	7.89-
TOTAL TRANSFERS TO	2,339,454	0	2,919,482	2,919,482	2,689,196	7.89-
TOTAL EXPENDITURES	2,624,548	0	3,081,492	3,683,492	2,931,211	4.88-
REVENUE OVER/(UNDER) EXPENDITURES	1,084,734	0	0	0	0	0.00

PRECINCT #1 FUND
FUND 021

	Page
REVENUES	62
EXPENDITURES	63

021-PRECINCT 1

REVENUES	2022 FYE ACTUAL	2023 ESTIMATED ACTUAL	2023 ORIGINAL BUDGET	2023 AMENDED BUDGET	2024 APPROVED BUDGET	% CHANGE IN BUDGET
AD VALOREM TAXES						
021-310-3110 AD VALOREM TAXES	1,504	0	1,500	1,500	1,500	0.00
TOTAL AD VALOREM TAXES	1,504	0	1,500	1,500	1,500	0.00
INTERGOVRNMENAL REVENUE						
021-330-3203 STATE OF TEXAS GAS TAX	9,414	0	10,000	10,000	10,000	0.00
TOTAL INTERGOVRNMENAL REVENUE	9,414	0	10,000	10,000	10,000	0.00
MISCELLANEOUS						
021-360-3603 INTEREST ON INVESTMENTS	8,520	0	1,400	1,400	60,000	4,185.71
021-360-3611 INSURANCE RECOVERIES	0	0	0	0	0	0.00
021-360-3641 SALES OF CULVERTS & ROAD MATER	153	0	0	0	0	0.00
021-360-3643 SALE-TRUCKS, PICKUPS, EQUIP	0	0	0	0	0	0.00
021-360-3645 SALES OF SCRAPS, BLADES, ETC.	1,032	0	250	250	250	0.00
021-360-3802 MISCELLANEOUS REVENUES & REFUN	443	0	0	0	0	0.00
021-360-3804 CARRYOVER FROM PREVIOUS YEAR	0	0	0	0	100,000	0.00
TOTAL MISCELLANEOUS	10,147	0	1,650	1,650	160,250	9,612.12
TRANSFERS FROM						
021-390-3918 TRANSFERS IN FROM GENERAL ROAD	636,783	0	805,797	805,797	695,935	13.63-
TOTAL TRANSFERS FROM	636,783	0	805,797	805,797	695,935	13.63-
TOTAL REVENUES	657,848	0	818,947	818,947	867,685	5.95

021-PRECINCT 1

PRECINCT 1

DEPARTMENTAL EXPENDITURES	2022 FYE ACTUAL	2023 ESTIMATED ACTUAL	2023 ORIGINAL BUDGET	2023 AMENDED BUDGET	2024 APPROVED BUDGET	% CHANGE IN BUDGET
PAYROLL EXPENSES						
021-611-4106 PRECINCT EMPLOYEES SALARIES	255,647	0	274,128	274,128	284,749	3.87
021-611-4116 LONGEVITY	10,056	0	10,460	10,460	10,456	0.04-
021-611-4201 EMPLOYERS FICA FUNDS REMITTED	19,471	0	21,877	21,877	22,689	3.71
021-611-4203 RETIREMENT	47,755	0	51,131	51,131	53,030	3.71
021-611-4207 GROUP HEALTH & LIFE INSURANCE	39,600	0	39,600	39,600	39,600	0.00
TOTAL PAYROLL EXPENSES	372,529	0	397,196	397,196	410,524	3.36
SUPPLIES						
021-611-4311 POSTAGE	0	0	0	0	0	0.00
021-611-4328 FUEL	66,751	0	120,000	74,800	120,000	0.00
021-611-4329 LUBRICANTS	3,759	0	5,000	4,990	5,000	0.00
021-611-4332 OFFICE SUPPLIES	52	0	0	10	10	0.00
021-611-4335 CHEMICALS	155	0	1,000	1,200	1,000	0.00
021-611-4340 JANITORIAL SUPPLIES	177	0	300	300	300	0.00
021-611-4346 UNIFORMS	424	0	2,100	2,100	1,500	28.57-
021-611-4349 PRECINCT BARN SUPPLIES	23,215	0	3,000	3,000	3,000	0.00
021-611-4393 CULVERTS & ROAD MATERIALS	192,066	0	70,000	90,000	70,000	0.00
TOTAL SUPPLIES	286,599	0	201,400	176,400	200,810	0.29-
OTHER SERVICES & CHARGES						
021-611-4420 TELEPHONE AND MOBAPHONE	600	0	601	601	601	0.00
021-611-4427 CONFERENCE/SEMINARS & DUES	6,893	0	2,500	1,470	2,500	0.00
021-611-4429 MILEAGE	0	0	2,000	860	2,000	0.00
021-611-4432 ADVERTISEMENTS	0	0	0	0	0	0.00
021-611-4444 SOLID WASTE PLAN	0	0	0	0	0	0.00
021-611-4445 UTILITIES	4,635	0	4,000	5,000	5,000	25.00
021-611-4452 EQUIPMENT MAINTENANCE, REPAIR	38,616	0	40,000	76,121	45,000	12.50
021-611-4480 BONDS	0	0	250	0	250	0.00
TOTAL OTHER SERVICES & CHARGES	50,744	0	49,351	84,051	55,351	12.16
CAPITAL OUTLAY						
021-611-4556 REPAIR OF UTILITY LINES	0	0	1,000	1,000	1,000	0.00
021-611-4572 EQUIPMENT	0	0	170,000	160,300	200,000	17.65
021-611-4576 INSURANCE RECOVERY	0	0	0	0	0	0.00
TOTAL CAPITAL OUTLAY	0	0	171,000	161,300	201,000	17.54
TOTAL PRECINCT 1	709,871	0	818,947	818,947	867,685	5.95
TOTAL EXPENDITURES	709,871	0	818,947	818,947	867,685	5.95
REVENUE OVER/(UNDER) EXPENDITURES	(52,024)	0	0	0	0	0.00

PRECINCT #2 FUND
FUND 022

	Page
REVENUES	64
EXPENDITURES	65

BUDGET PRESENTATION REPORT

AS OF: AUGUST 31ST, 2023

022-PRECINCT 2

REVENUES	2022 FYE ACTUAL	2023 ESTIMATED ACTUAL	2023 ORIGINAL BUDGET	2023 AMENDED BUDGET	2024 APPROVED BUDGET	% CHANGE IN BUDGET
AD VALOREM TAXES						
022-310-3110 AD VALOREM TAXES	1,504	0	1,500	1,500	1,500	0.00
TOTAL AD VALOREM TAXES	1,504	0	1,500	1,500	1,500	0.00
INTERGOVRNMENAL REVENUE						
022-330-3203 STATE OF TEXAS GAS TAX	9,414	0	10,000	10,000	10,000	0.00
TOTAL INTERGOVRNMENAL REVENUE	9,414	0	10,000	10,000	10,000	0.00
MISCELLANEOUS						
022-360-3603 INTEREST ON INVESTMENTS	5,043	0	1,400	1,400	45,000	3,114.29
022-360-3611 INSURANCE RECOVERIES	0	0	0	0	0	0.00
022-360-3641 SALES OF CULVERTS & ROAD MATER	3,308	0	500	500	500	0.00
022-360-3643 SALES-TRUCKS, PICKUPS, EQUIP	0	0	0	0	0	0.00
022-360-3645 SALES OF SCRAPS, BLADES, ETC.	1,177	0	500	500	500	0.00
022-360-3802 MISCELLANEOUS REVENUES&REFUND	0	0	0	0	0	0.00
022-360-3804 CARRYOVER FROM PREVIOUS YEAR	0	0	0	0	75,000	0.00
TOTAL MISCELLANEOUS	9,527	0	2,400	2,400	121,000	4,941.67
TRANSFERS FROM						
022-390-3918 TRANSFERS IN FROM GENERAL ROAD	597,930	0	783,753	783,753	689,218	12.06-
TOTAL TRANSFERS FROM	597,930	0	783,753	783,753	689,218	12.06-
TOTAL REVENUES	618,375	0	797,653	797,653	821,718	3.02

022-PRECINCT 2

PRECINCT 2

DEPARTMENTAL EXPENDITURES	2022 FYE ACTUAL	2023 ESTIMATED ACTUAL	2023 ORIGINAL BUDGET	2023 AMENDED BUDGET	2024 APPROVED BUDGET	% CHANGE IN BUDGET
PAYROLL EXPENSES						
022-612-4106 PRECINCT EMPLOYEES SALARIES	223,003	0	253,640	253,640	266,481	5.06
022-612-4116 LONGEVITY	5,592	0	6,258	6,258	7,096	13.39
022-612-4201 EMPLOYERS FICA FUNDS REMITTED	17,201	0	19,988	19,988	21,048	5.30
022-612-4203 RETIREMENT	41,120	0	46,717	46,717	49,193	5.30
022-612-4207 GROUP HEALTH & LIFE INSURANCE	37,070	0	39,600	39,600	39,600	0.00
TOTAL PAYROLL EXPENSES	323,986	0	366,203	366,203	383,418	4.70
SUPPLIES						
022-612-4311 POSTAGE	0	0	0	0	0	0.00
022-612-4328 FUEL	75,159	0	150,000	87,000	100,000	33.33-
022-612-4329 LUBRICANTS	4,494	0	3,300	6,300	3,500	6.06
022-612-4332 OFFICE SUPPLIES	464	0	3,300	800	2,000	39.39-
022-612-4335 CHEMICALS	315	0	3,000	1,500	1,000	66.67-
022-612-4340 JANITORIAL SUPPLIES	1,136	0	500	1,500	1,500	200.00
022-612-4346 UNIFORMS	4,361	0	4,000	5,500	6,000	50.00
022-612-4349 PRECINCT BARN SUPPLIES	4,946	0	6,600	8,100	6,000	9.09-
022-612-4393 CULVERTS & ROAD MATERIALS	13,453	0	33,000	57,000	40,000	21.21
TOTAL SUPPLIES	104,328	0	203,700	167,700	160,000	21.45-
OTHER SERVICES & CHARGES						
022-612-4420 TELEPHONE	1,405	0	1,650	1,650	1,850	12.12
022-612-4427 CONFERENCE/SEMINARS & DUES	50	0	4,150	3,150	4,000	3.61-
022-612-4429 MILEAGE	1,058	0	6,000	6,000	6,000	0.00
022-612-4432 ADVERTISEMENTS	0	0	200	200	200	0.00
022-612-4444 SOLID WASTE PLAN	0	0	0	10,000	10,000	0.00
022-612-4445 UTILITIES	8,205	0	9,000	9,000	10,000	11.11
022-612-4452 EQUIPMENT MAINTENANCE, REPAIR	37,318	0	37,500	64,500	45,000	20.00
022-612-4480 BOND	50	0	250	250	250	0.00
TOTAL OTHER SERVICES & CHARGES	48,086	0	58,750	94,750	77,300	31.57
CAPITAL OUTLAY						
022-612-4556 REPAIR OF UTILITY LINES	0	0	1,000	1,000	1,000	0.00
022-612-4572 EQUIPMENT	138,500	0	168,000	168,000	200,000	19.05
022-612-4573 BUILDING IMPROVEMENTS	45,994	0	0	0	0	0.00
022-612-4576 INSURANCE RECOVERY	0	0	0	0	0	0.00
TOTAL CAPITAL OUTLAY	184,494	0	169,000	169,000	201,000	18.93
TOTAL PRECINCT 2	660,894	0	797,653	797,653	821,718	3.02
TOTAL EXPENDITURES	660,894	0	797,653	797,653	821,718	3.02
REVENUE OVER/(UNDER) EXPENDITURES	(42,519)	0	0	0	0	0.00

PRECINCT #3 FUND
FUND 023

	Page
REVENUES	66
EXPENDITURES	67

BUDGET PRESENTATION REPORT

AS OF: AUGUST 31ST, 2023

023-PRECINCT 3

REVENUES	2022 FYE ACTUAL	2023 ESTIMATED ACTUAL	2023 ORIGINAL BUDGET	2023 AMENDED BUDGET	2024 APPROVED BUDGET	% CHANGE IN BUDGET
AD VALOREM TAXES						
023-310-3110 AD VALOREM TAXES	1,504	0	1,500	1,500	1,500	0.00
TOTAL AD VALOREM TAXES	1,504	0	1,500	1,500	1,500	0.00
INTERGOVRNMENAL REVENUE						
023-330-3203 STATE OF TEXAS GAS TAX	9,414	0	10,000	10,000	10,000	0.00
TOTAL INTERGOVRNMENAL REVENUE	9,414	0	10,000	10,000	10,000	0.00
MISCELLANEOUS						
023-360-3603 INTEREST ON INVESTMENTS	11,168	0	1,700	1,700	50,000	2,841.18
023-360-3611 INSURANCE RECOVERIES	34,333	0	0	0	0	0.00
023-360-3641 SALES OF CULVERTS & ROAD MATER	200	0	0	0	0	0.00
023-360-3643 SALES-TRUCKS, PICKUPS, EQUIP	0	0	0	0	0	0.00
023-360-3645 SALES OF SCRAPS, BLADES, ETC.	146	0	500	500	500	0.00
023-360-3802 MISCELLANEOUS REVENUES & REFUN	160	0	0	0	0	0.00
023-360-3804 CARRYOVER FROM PREVIOUS YEAR	0	0	100,000	100,000	120,390	20.39
TOTAL MISCELLANEOUS	46,008	0	102,200	102,200	170,890	67.21
TRANSFERS FROM						
023-390-3918 TRANSFERS IN FROM GENERAL ROAD	558,903	0	615,231	615,231	636,562	3.47
TOTAL TRANSFERS FROM	558,903	0	615,231	615,231	636,562	3.47
TOTAL REVENUES	615,828	0	728,931	728,931	818,952	12.35

023-PRECINCT 3

PRECINCT 3

DEPARTMENTAL EXPENDITURES	2022 FYE ACTUAL	2023 ESTIMATED ACTUAL	2023 ORIGINAL BUDGET	2023 AMENDED BUDGET	2024 APPROVED BUDGET	% CHANGE IN BUDGET
PAYROLL EXPENSES						
023-613-4106 PRECINCT EMPLOYEES SALARIES	183,559	0	239,141	239,141	246,339	3.01
023-613-4116 LONGEVITY	2,534	0	2,894	2,894	19,930	588.67
023-613-4201 EMPLOYERS FICA FUNDS REMITTED	14,960	0	18,622	18,622	20,476	9.96
023-613-4203 RETIREMENT	33,521	0	43,523	43,523	47,856	9.96
023-613-4207 GROUP HEALTH & LIFE INSURANCE	31,680	0	39,600	39,600	39,600	0.00
TOTAL PAYROLL EXPENSES	266,254	0	343,780	343,780	374,201	8.85
SUPPLIES						
023-613-4311 POSTAGE	0	0	0	0	0	0.00
023-613-4328 FUEL	95,201	0	125,000	101,500	125,000	0.00
023-613-4329 LUBRICANTS	5,454	0	5,000	6,175	10,000	100.00
023-613-4332 OFFICE SUPPLIES	102	0	250	575	250	0.00
023-613-4335 CHEMICALS	0	0	1,500	1,000	600	60.00-
023-613-4340 JANITORIAL SUPPLIES	411	0	400	400	400	0.00
023-613-4346 UNIFORMS	3,628	0	2,500	2,500	2,000	20.00-
023-613-4349 PRECINCT BARN SUPPLIES	4,203	0	4,500	4,500	4,000	11.11-
023-613-4393 CULVERTS & ROAD MATERIALS	274	0	12,000	22,500	45,000	275.00
TOTAL SUPPLIES	109,273	0	151,150	139,150	187,250	23.88
OTHER SERVICES & CHARGES						
023-613-4420 TELEPHONE	600	0	601	601	601	0.00
023-613-4427 CONFERENCE/SEMINARS & DUES	1,104	0	4,500	3,700	2,500	44.44-
023-613-4429 MILEAGE	0	0	0	0	0	0.00
023-613-4432 ADVERTISEMENTS	812	0	0	400	300	0.00
023-613-4445 UTILITIES	2,410	0	2,700	3,100	2,900	7.41
023-613-4452 EQUIPMENT MAINTENANCE, REPAIR	45,639	0	50,000	62,000	50,000	0.00
023-613-4480 BONDS	71	0	200	200	200	0.00
TOTAL OTHER SERVICES & CHARGES	50,635	0	58,001	70,001	56,501	2.59-
CAPITAL OUTLAY						
023-613-4556 REPAIR OF UTILITY LINES	1,124	0	1,000	1,000	1,000	0.00
023-613-4572 EQUIPMENT	120,000	0	175,000	175,000	200,000	14.29
023-613-4576 INSURANCE RECOVERY	25,361	0	0	0	0	0.00
TOTAL CAPITAL OUTLAY	146,485	0	176,000	176,000	201,000	14.20
TOTAL PRECINCT 3	572,647	0	728,931	728,931	818,952	12.35
TOTAL EXPENDITURES	572,647	0	728,931	728,931	818,952	12.35
REVENUE OVER/(UNDER) EXPENDITURES	43,181	0	0	0	0	0.00

PRECINCT #4 FUND
FUND 024

	Page
REVENUES	68
EXPENDITURES	69

BUDGET PRESENTATION REPORT

AS OF: AUGUST 31ST, 2023

024-PRECINCT 4

REVENUES	2022 FYE ACTUAL	2023 ESTIMATED ACTUAL	2023 ORIGINAL BUDGET	2023 AMENDED BUDGET	2024 APPROVED BUDGET	% CHANGE IN BUDGET
AD VALOREM TAXES						
024-310-3110 AD VALOREM TAXES	1,504	0	1,500	1,500	1,500	0.00
TOTAL AD VALOREM TAXES	1,504	0	1,500	1,500	1,500	0.00
INTERGOVRNMENAL REVENUE						
024-330-3203 STATE OF TEXAS GAS TAX	9,414	0	10,000	10,000	10,000	0.00
TOTAL INTERGOVRNMENAL REVENUE	9,414	0	10,000	10,000	10,000	0.00
MISCELLANEOUS						
024-360-3603 INTEREST ON INVESTMENTS	4,432	0	1,000	1,000	35,000	3,400.00
024-360-3611 INSURANCE RECOVERIES	7,395	0	0	0	0	0.00
024-360-3641 SALES OF CULVERTS & ROAD MATER	9,690	0	4,000	4,000	0	100.00-
024-360-3643 SALES-TRUCKS, PICKUPS, EQUIP	0	0	0	0	0	0.00
024-360-3645 SALES OF SCRAPS, BLADES, ETC.	498	0	250	250	300	20.00
024-360-3802 MISCELLANEOUS REVENUES & REFUN	0	0	0	1,420	0	0.00
024-360-3804 CARRYOVER FROM PREVIOUS YEAR	0	0	0	0	50,000	0.00
TOTAL MISCELLANEOUS	22,015	0	5,250	6,670	85,300	1,524.76
TRANSFERS FROM						
024-390-3918 TRANSFERS IN FROM GENERAL ROAD	545,838	0	714,701	714,701	667,481	6.61-
TOTAL TRANSFERS FROM	545,838	0	714,701	714,701	667,481	6.61-
TOTAL REVENUES	578,771	0	731,451	732,871	764,281	4.49

024-PRECINCT 4

PRECINCT 4

DEPARTMENTAL EXPENDITURES	2022 FYE ACTUAL	2023 ESTIMATED ACTUAL	2023 ORIGINAL BUDGET	2023 AMENDED BUDGET	2024 APPROVED BUDGET	% CHANGE IN BUDGET
PAYROLL EXPENSES						
024-614-4106 PRECINCT EMPLOYEES SALARIES	200,845	0	239,679	239,679	250,053	4.33
024-614-4116 LONGEVITY	4,350	0	4,842	4,842	5,518	13.96
024-614-4201 EMPLOYERS FICA FUNDS REMITTED	16,724	0	18,812	18,812	19,657	4.49
024-614-4203 RETIREMENT	36,936	0	43,968	43,968	45,943	4.49
024-614-4207 GROUP HEALTH & LIFE INSURANCE	34,665	0	39,600	39,600	39,600	0.00
TOTAL PAYROLL EXPENSES	293,519	0	346,901	346,901	360,771	4.00
SUPPLIES						
024-614-4311 POSTAGE	0	0	0	0	10	0.00
024-614-4328 FUEL	80,263	0	110,000	89,700	110,000	0.00
024-614-4329 LUBRICANTS	4,023	0	5,000	7,300	6,000	20.00
024-614-4332 OFFICE SUPPLIES	359	0	800	800	2,000	150.00
024-614-4335 CHEMICALS	0	0	2,000	1,000	2,000	0.00
024-614-4340 JANITORIAL SUPPLIES	152	0	500	500	2,500	400.00
024-614-4346 UNIFORMS	1,234	0	2,500	0	0	100.00-
024-614-4349 PRECINCT BARN SUPPLIES	2,842	0	8,500	8,500	8,000	5.88-
024-614-4393 CULVERTS & ROAD MATERIALS	17,712	0	22,000	22,000	25,000	13.64
TOTAL SUPPLIES	106,585	0	151,300	129,800	155,510	2.78
OTHER SERVICES & CHARGES						
024-614-4420 TELEPHONE AND MOBAPHONE	1,871	0	2,000	2,000	2,000	0.00
024-614-4427 CONFERENCE/SEMINARS & DUES	246	0	4,500	1,882	2,500	44.44-
024-614-4429 MILEAGE	0	0	0	6,500	6,500	0.00
024-614-4432 ADVERTISEMENTS	268	0	0	0	500	0.00
024-614-4445 UTILITIES	5,225	0	5,000	5,000	4,000	20.00-
024-614-4452 EQUIPMENT MAINTENANCE, REPAIR	78,654	0	76,000	100,005	80,000	5.26
024-614-4480 BOND	0	0	250	250	0	100.00-
TOTAL OTHER SERVICES & CHARGES	86,264	0	87,750	115,637	95,500	8.83
CAPITAL OUTLAY						
024-614-4556 REPAIR OF UTILITY LINES	0	0	2,500	3,214	2,500	0.00
024-614-4572 EQUIPMENT	102,708	0	143,000	137,286	150,000	4.90
024-614-4576 INSURANCE RECOVERY	7,395	0	0	0	0	0.00
TOTAL CAPITAL OUTLAY	110,103	0	145,500	140,500	152,500	4.81
TOTAL PRECINCT 4	596,470	0	731,451	732,838	764,281	4.49
TOTAL EXPENDITURES	596,470	0	731,451	732,838	764,281	4.49
REVENUE OVER/(UNDER) EXPENDITURES	(17,700)	0	0	34	0	0.00

DISTRICT COURT ARCHIVES FUND
FUND 032

	Page
REVENUES	70
EXPENDITURES	71

032-DIST COURT ARCHIVES

REVENUES	2022 FYE ACTUAL	2023 ESTIMATED ACTUAL	2023 ORIGINAL BUDGET	2023 AMENDED BUDGET	2024 APPROVED BUDGET	% CHANGE IN BUDGET
CHARGES FOR SERVICES						
032-340-3407 DISTRICT CLERK FEES	348	0	600	600	500	16.67-
TOTAL CHARGES FOR SERVICES	348	0	600	600	500	16.67-
MISCELLANEOUS						
032-360-3603 INTEREST ON INVESTMENTS	830	0	200	200	2,500	1,150.00
032-360-3804 CARRYOVER FROM PREVIOUS YEAR	0	0	4,200	4,200	2,000	52.38-
TOTAL MISCELLANEOUS	830	0	4,400	4,400	4,500	2.27
TOTAL REVENUES	1,178	0	5,000	5,000	5,000	0.00

032-DIST COURT ARCHIVES
DIST COURT ARCHIVES

DEPARTMENTAL EXPENDITURES	2022 FYE ACTUAL	2023 ESTIMATED ACTUAL	2023 ORIGINAL BUDGET	2023 AMENDED BUDGET	2024 APPROVED BUDGET	% CHANGE IN BUDGET
OTHER SERVICES & CHARGES						
032-695-4499 RECORD PRESERVATION	0	0	5,000	5,000	5,000	0.00
TOTAL OTHER SERVICES & CHARGES	0	0	5,000	5,000	5,000	0.00
TOTAL DIST COURT ARCHIVES	0	0	5,000	5,000	5,000	0.00
TOTAL EXPENDITURES	0	0	5,000	5,000	5,000	0.00
REVENUE OVER/(UNDER) EXPENDITURES	1,178	0	0	0	0	0.00

PRETRIAL SERVICE PROGRAM FUND
FUND 033

	Page
REVENUES	72
EXPENDITURES	73

033-PRETRIAL SERVICE PROGRAM

REVENUES	2022 FYE ACTUAL	2023 ESTIMATED ACTUAL	2023 ORIGINAL BUDGET	2023 AMENDED BUDGET	2024 APPROVED BUDGET	% CHANGE IN BUDGET
INTERGOVERNMENTAL REV						
033-340-3604 PRETRIAL INTERVENTION FEE	0	0	0	0	0	0.00
TOTAL INTERGOVERNMENTAL REV	0	0	0	0	0	0.00
MISCELLANEOUS						
033-360-3603 INTEREST INCOME	559	0	110	110	2,000	1,718.18
033-360-3804 CARRYOVER FROM PREVIOUS YEAR	0	0	0	0	0	0.00
TOTAL MISCELLANEOUS	559	0	110	110	2,000	1,718.18
TOTAL REVENUES	559	0	110	110	2,000	1,718.18

033-PRETRIAL SERVICE PROGRAM

PRETRIAL SERVICE PROGRAM

DEPARTMENTAL EXPENDITURES	2022 FYE ACTUAL	2023 ESTIMATED ACTUAL	2023 ORIGINAL BUDGET	2023 AMENDED BUDGET	2024 APPROVED BUDGET	% CHANGE IN BUDGET
SUPPLIES						
033-480-4348 CSCR SUPPLIES	0	0	0	0	0	0.00
TOTAL SUPPLIES	0	0	0	0	0	0.00
CAPITAL OUTLAY						
033-480-4571 EQUIPMENT	0	0	0	0	0	0.00
TOTAL CAPITAL OUTLAY	0	0	0	0	0	0.00
TOTAL PRETRIAL SERVICE PROGRAM	0	0	0	0	0	0.00
TOTAL EXPENDITURES	0	0	0	0	0	0.00
REVENUE OVER/(UNDER) EXPENDITURES	559	0	110	110	2,000	1,718.18

COUNTY CLERK
VITAL STATISTICS RECORDS PRESERVATION FUND
FUND 034

	Page
REVENUES	74
EXPENDITURES	75

034-CO. CLERKS VITAL STAT.

REVENUES	2022 FYE ACTUAL	2023 ESTIMATED ACTUAL	2023 ORIGINAL BUDGET	2023 AMENDED BUDGET	2024 APPROVED BUDGET	2024 % CHANGE IN BUDGET
CHARGES FOR SERVICES						
034-340-3403 COUNTY CLERK FEES	2,240	0	2,800	2,800	2,800	0.00
TOTAL CHARGES FOR SERVICES	2,240	0	2,800	2,800	2,800	0.00
MISCELLANEOUS						
034-360-3603 INTEREST ON INVESTMENTS	90	0	20	20	400	1,900.00
034-360-3804 CARRYOVER FROM PREVIOUS YEAR	0	0	0	0	800	0.00
TOTAL MISCELLANEOUS	90	0	20	20	1,200	5,900.00
TOTAL REVENUES	2,330	0	2,820	2,820	4,000	41.84

034-CO. CLERKS VITAL STAT.
RECORD PRESERVATION

DEPARTMENTAL EXPENDITURES	2022 FYE ACTUAL	2023 ESTIMATED ACTUAL	2023 ORIGINAL BUDGET	2023 AMENDED BUDGET	2024 APPROVED BUDGET	% CHANGE IN BUDGET
OTHER SERVICES & CHARGES						
034-695-4427 CONFERENCES/TRAINING	0	0	2,500	2,500	4,000	60.00
034-695-4499 RECORD PRESERVATION	0	0	0	0	0	0.00
TOTAL OTHER SERVICES & CHARGES	0	0	2,500	2,500	4,000	60.00
TOTAL RECORD PRESERVATION	0	0	2,500	2,500	4,000	60.00
TOTAL EXPENDITURES	0	0	2,500	2,500	4,000	60.00
REVENUE OVER/(UNDER) EXPENDITURES	2,330	0	320	320	0	100.00-

COUNTY CLERK
RECORD MANAGEMENT FUND
FUND 035

	Page
REVENUES	76
EXPENDITURES	77

035-CO. CLERKS RECORDS MGT.

REVENUES	2022 FYE ACTUAL	2023 ESTIMATED ACTUAL	2023 ORIGINAL BUDGET	2023 AMENDED BUDGET	2024 APPROVED BUDGET	% CHANGE IN BUDGET
CHARGES FOR SERVICES						
035-340-3403 COUNTY CLERK FEES	40,284	0	50,000	50,000	48,000	4.00-
TOTAL CHARGES FOR SERVICES	40,284	0	50,000	50,000	48,000	4.00-
MISCELLANEOUS						
035-360-3603 INTEREST ON INVESTMENTS	1,366	0	400	400	4,000	900.00
035-360-3803 LONG TERM FUNDS & FEES	0	0	0	0	0	0.00
035-360-3804 CARRYOVER FROM PREVIOUS YEAR	0	0	31,600	31,600	30,000	5.06-
TOTAL MISCELLANEOUS	1,366	0	32,000	32,000	34,000	6.25
TRANSFERS FROM						
035-390-3938 TRANSFERS IN FROM DISTRICT CLE	0	0	0	0	0	0.00
TOTAL TRANSFERS FROM	0	0	0	0	0	0.00
TOTAL REVENUES	41,651	0	82,000	82,000	82,000	0.00

035-CO. CLERKS RECORDS MGT.
RECORD PRESERVATION

DEPARTMENTAL EXPENDITURES	2022 FYE ACTUAL	2023 ESTIMATED ACTUAL	2023 ORIGINAL BUDGET	2023 AMENDED BUDGET	2024 APPROVED BUDGET	% CHANGE IN BUDGET
SUPPLIES						
035-695-4332 OFFICE SUPPLIES	0	0	0	0	0	0.00
TOTAL SUPPLIES	0	0	0	0	0	0.00
OTHER SERVICES & CHARGES						
035-695-4499 RECORD PRESERVATION	80,000	0	80,000	80,000	80,000	0.00
TOTAL OTHER SERVICES & CHARGES	80,000	0	80,000	80,000	80,000	0.00
CAPITAL OUTLAY						
035-695-4571 OFFICE EQUIPMENT	1,000	0	2,000	2,000	2,000	0.00
TOTAL CAPITAL OUTLAY	1,000	0	2,000	2,000	2,000	0.00
TOTAL RECORD PRESERVATION	81,000	0	82,000	82,000	82,000	0.00
TOTAL EXPENDITURES	81,000	0	82,000	82,000	82,000	0.00
REVENUE OVER/(UNDER) EXPENDITURES	(39,349)	0	0	0	0	0.00

COUNTY CLERK
RECORDS ARCHIVE FUND
FUND 036

	Page
REVENUES	78
EXPENDITURES	79

036-CO. CLERKS RECORDS ARCV

REVENUES	2022 FYE ACTUAL	2023 ESTIMATED ACTUAL	2023 ORIGINAL BUDGET	2023 AMENDED BUDGET	2024 APPROVED BUDGET	% CHANGE IN BUDGET
CHARGES FOR SERVICES						
036-340-3403 COUNTY CLERK FEES	39,715	0	43,000	43,000	43,000	0.00
TOTAL CHARGES FOR SERVICES	39,715	0	43,000	43,000	43,000	0.00
MISCELLANEOUS						
036-360-3603 INTEREST ON INVESTMENTS	1,394	0	400	400	4,000	900.00
036-360-3804 CARRYOVER FROM PREVIOUS YEAR	0	0	21,600	21,600	18,000	16.67-
TOTAL MISCELLANEOUS	1,394	0	22,000	22,000	22,000	0.00
TOTAL REVENUES	41,109	0	65,000	65,000	65,000	0.00

036-CO. CLERKS RECORDS ARCV
RECORD PRESERVATION

DEPARTMENTAL EXPENDITURES	2022 FYE ACTUAL	2023 ESTIMATED ACTUAL	2023 ORIGINAL BUDGET	2023 AMENDED BUDGET	2024 APPROVED BUDGET	% CHANGE IN BUDGET
OTHER SERVICES & CHARGES						
036-695-4499 RECORD PRESERVATION	62,119	0	65,000	65,000	65,000	0.00
TOTAL OTHER SERVICES & CHARGES	62,119	0	65,000	65,000	65,000	0.00
TOTAL RECORD PRESERVATION	62,119	0	65,000	65,000	65,000	0.00
TOTAL EXPENDITURES	62,119	0	65,000	65,000	65,000	0.00
REVENUE OVER/(UNDER) EXPENDITURES	(21,010)	0	0	0	0	0.00

COUNTY CLERK
RECORDS MANAGEMENT AND PRESERVATION FUND
FUND 037

	Page
REVENUES	80
EXPENDITURES	81

037-CO. RECORDS MGMT & PRES

REVENUES	2022 FYE ACTUAL	2023 ESTIMATED ACTUAL	2023 ORIGINAL BUDGET	2023 AMENDED BUDGET	2024 APPROVED BUDGET	% CHANGE IN BUDGET
CHARGES FOR SERVICES						
037-340-3403 COUNTY CLERK FEES	3,321	0	2,400	2,400	3,600	50.00
037-340-3407 DISTRICT CLERK FEES	1,626	0	1,500	1,500	1,500	0.00
TOTAL CHARGES FOR SERVICES	4,947	0	3,900	3,900	5,100	30.77
MISCELLANEOUS						
037-360-3603 INTEREST ON INVESTMENTS	164	0	25	25	1,200	4,700.00
037-360-3803 LONG TERM FUNDS & FEES	0	0	0	0	0	0.00
037-360-3804 CARRYOVER FROM PREVIOUS YEAR	0	0	875	875	0	100.00-
TOTAL MISCELLANEOUS	164	0	900	900	1,200	33.33
TOTAL REVENUES	5,112	0	4,800	4,800	6,300	31.25

BUDGET PRESENTATION REPORT

AS OF: AUGUST 31ST, 2023

037-CO. RECORDS MGMT & PRES

RECORDS MGMT & PRESERVE

DEPARTMENTAL EXPENDITURES	2022 FYE ACTUAL	2023 ESTIMATED ACTUAL	2023 ORIGINAL BUDGET	2023 AMENDED BUDGET	2024 APPROVED BUDGET	% CHANGE IN BUDGET
PAYROLL EXPENSES						
037-695-4105 CLERK'S SALARIES	0	0	0	0	0	0.00
037-695-4116 LONGEVITY	0	0	0	0	0	0.00
037-695-4201 EMPLOYER'S FICA CONTRIBUTION	0	0	0	0	0	0.00
037-695-4203 RETIREMENT	0	0	0	0	0	0.00
TOTAL PAYROLL EXPENSES	0	0	0	0	0	0.00
SUPPLIES						
037-695-4332 OFFICE SUPPLIES	0	0	2,400	2,400	2,400	0.00
037-695-4351 MACHINE MAINTENANCE	1,556	0	2,400	2,400	2,400	0.00
TOTAL SUPPLIES	1,556	0	4,800	4,800	4,800	0.00
OTHER SERVICES & CHARGES						
037-695-4498 COUNTY RECORD MGMT/PRES	0	0	0	0	0	0.00
TOTAL OTHER SERVICES & CHARGES	0	0	0	0	0	0.00
CAPITAL OUTLAY						
037-695-4571 EQUIPMENT	0	0	0	0	0	0.00
TOTAL CAPITAL OUTLAY	0	0	0	0	0	0.00
TOTAL RECORDS MGMT & PRESERVE	1,556	0	4,800	4,800	4,800	0.00
TOTAL EXPENDITURES	1,556	0	4,800	4,800	4,800	0.00
REVENUE OVER/(UNDER) EXPENDITURES	3,556	0	0	0	1,500	0.00

DISTRICT CLERK
RECORDS MANAGEMENT AND PRESERVATION FUND
FUND 038

	Page
REVENUES	82
EXPENDITURES	83

038-DC RECORDS MGMT & PRESERV

REVENUES	2022 FYE ACTUAL	(---------- 2023 ----------) ESTIMATED ACTUAL	ORIGINAL BUDGET	AMENDED BUDGET	(-------- 2024 ---------) APPROVED BUDGET	% CHANGE IN BUDGET
CHARGES FOR SERVICES						
038-340-3407 DISTRICT CLERK FEES	1,029	0	5,000	5,000	10,000	100.00
TOTAL CHARGES FOR SERVICES	1,029	0	5,000	5,000	10,000	100.00
MISCELLANEOUS						
038-360-3603 INTEREST ON INVESTMENTS	1,846	0	1,000	1,000	7,500	650.00
038-360-3803 LONG TERM FUNDS & FEES	0	0	0	0	0	0.00
038-360-3804 CARRYOVER FROM PREVIOUS YEAR	0	0	0	0	0	0.00
TOTAL MISCELLANEOUS	1,846	0	1,000	1,000	7,500	650.00
TOTAL REVENUES	2,875	0	6,000	6,000	17,500	191.67

038-DC RECORDS MGMT & PRESERV
RECORDS MGMT & PRESERVE

DEPARTMENTAL EXPENDITURES	2022 FYE ACTUAL	2023 ESTIMATED ACTUAL	2023 ORIGINAL BUDGET	2023 AMENDED BUDGET	2024 APPROVED BUDGET	% CHANGE IN BUDGET
PAYROLL EXPENSES						
038-695-4105 CLERK'S SALARIES	0	0	0	0	0	0.00
038-695-4116 LONGEVITY	0	0	0	0	0	0.00
038-695-4201 EMPLOYER'S FICA CONTRIBUTION	0	0	0	0	0	0.00
038-695-4203 RETIREMENT	0	0	0	0	0	0.00
TOTAL PAYROLL EXPENSES	0	0	0	0	0	0.00
OTHER SERVICES & CHARGES						
038-695-4499 DISTRICT CLERK RECORD MGMT/PRE	0	0	3,000	3,000	3,000	0.00
TOTAL OTHER SERVICES & CHARGES	0	0	3,000	3,000	3,000	0.00
TOTAL RECORDS MGMT & PRESERVE	0	0	3,000	3,000	3,000	0.00
TOTAL EXPENDITURES	0	0	3,000	3,000	3,000	0.00
REVENUE OVER/(UNDER) EXPENDITURES	2,875	0	3,000	3,000	14,500	383.33

COUNTY COURT TECHNOLOGY FUND
FUND 048

	Page
REVENUES	84
EXPENDITURES	85

048-COUNTY COURT TECHNOLOGY

REVENUES	2022 FYE ACTUAL	2023 ESTIMATED ACTUAL	2023 ORIGINAL BUDGET	2023 AMENDED BUDGET	2024 APPROVED BUDGET	% CHANGE IN BUDGET
CHARGES FOR SERVICES						
048-340-3403 COUNTY CLERK FEES	550	0	1,200	1,200	1,200	0.00
TOTAL CHARGES FOR SERVICES	550	0	1,200	1,200	1,200	0.00
MISCELLANEOUS						
048-360-3603 INTEREST ON INVESTMENTS	103	0	25	25	100	300.00
048-360-3804 CARRYOVER FROM PREVIOUS YEAR	0	0	1,775	1,775	2,200	23.94
TOTAL MISCELLANEOUS	103	0	1,800	1,800	2,300	27.78
TOTAL REVENUES	653	0	3,000	3,000	3,500	16.67

048-COUNTY COURT TECHNOLOGY
COUNTY COURT TECHNOLOGY

DEPARTMENTAL EXPENDITURES	2022 FYE ACTUAL	2023 ESTIMATED ACTUAL	2023 ORIGINAL BUDGET	2023 AMENDED BUDGET	2024 APPROVED BUDGET	% CHANGE IN BUDGET
OTHER SERVICES & CHARGES						
048-695-4427 TECHNOLOGY EDUCATION	0	0	500	500	500	0.00
048-695-4495 TECHNOLOGY PURCHASES	1,100	0	2,500	2,500	3,000	20.00
TOTAL OTHER SERVICES & CHARGES	1,100	0	3,000	3,000	3,500	16.67
TOTAL COUNTY COURT TECHNOLOGY	1,100	0	3,000	3,000	3,500	16.67
TOTAL EXPENDITURES	1,100	0	3,000	3,000	3,500	16.67
REVENUE OVER/(UNDER) EXPENDITURES	(447)	0	0	0	0	0.00

DISTRICT COURT TECHNOLOGY FUND
FUND 049

	Page
REVENUES	86
EXPENDITURES	87

049-DISTRICT COURT TECHNOLOGY

REVENUES	2022 FYE ACTUAL	2023 ESTIMATED ACTUAL	2023 ORIGINAL BUDGET	2023 AMENDED BUDGET	2024 APPROVED BUDGET	2024 % CHANGE IN BUDGET
CHARGES FOR SERVICES						
049-340-3407 DISTRICT CLERK FEES	1,053	0	7,000	7,000	1,000	85.71-
TOTAL CHARGES FOR SERVICES	1,053	0	7,000	7,000	1,000	85.71-
MISCELLANEOUS						
049-360-3603 INTEREST ON INVESTMENTS	275	0	200	200	750	275.00
049-360-3802 MISCELLANEOUS REFUNDS & REVENU	0	0	0	0	0	0.00
049-360-3804 CARRYOVER FROM PREVIOUS YEAR	0	0	0	0	4,250	0.00
TOTAL MISCELLANEOUS	275	0	200	200	5,000	2,400.00
TOTAL REVENUES	1,328	0	7,200	7,200	6,000	16.67-

049-DISTRICT COURT TECHNOLOGY
DIST COURT TECHNOLOGY

DEPARTMENTAL EXPENDITURES	2022 FYE ACTUAL	2023 ESTIMATED ACTUAL	2023 ORIGINAL BUDGET	2023 AMENDED BUDGET	2024 APPROVED BUDGET	% CHANGE IN BUDGET
OTHER SERVICES & CHARGES						
049-695-4427 TECHNOLOGY EDUCATION	0	0	0	0	6,000	0.00
049-695-4495 TECHNOLOGY PURCHASES	5,697	0	6,000	6,000	0	100.00-
TOTAL OTHER SERVICES & CHARGES	5,697	0	6,000	6,000	6,000	0.00
TOTAL DIST COURT TECHNOLOGY	5,697	0	6,000	6,000	6,000	0.00
TOTAL EXPENDITURES	5,697	0	6,000	6,000	6,000	0.00
REVENUE OVER/(UNDER) EXPENDITURES	(4,368)	0	1,200	1,200	0	100.00-

AIRPORT MAINTENANCE FUND
FUND 052

	Page
REVENUES	88
EXPENDITURES	89

BUDGET PRESENTATION REPORT

AS OF: AUGUST 31ST, 2023

052-AIRPORT MAINTENANCE

REVENUES	2022 FYE ACTUAL	2023 ESTIMATED ACTUAL	2023 ORIGINAL BUDGET	2023 AMENDED BUDGET	2024 APPROVED BUDGET	% CHANGE IN BUDGET
MISCELLANEOUS						
052-360-3603 INTEREST ON INVESTMENTS	4,479	0	1,100	1,100	15,000	1,263.64
052-360-3611 INSURANCE RECOVERIES	60,274	0	0	0	0	0.00
052-360-3619 GAS OVERRIDE	15,887	0	16,000	16,000	16,000	0.00
052-360-3620 MAJOR PROJECTS COMMERCIAL PERM	4,250	0	4,500	4,500	3,000	33.33-
052-360-3647 SALE OF ASSETS	0	0	0	0	0	0.00
052-360-3650 C.R.P. PAYMENTS/FARM PROGRAM	0	0	2,000	2,000	2,500	25.00
052-360-3704 OFFICE, GROUNDS & HANGAR RENTA	161,563	0	160,000	160,000	160,000	0.00
052-360-3707 TOWER RENT/CELLULAR TOWER	31,100	0	38,000	38,000	39,000	2.63
052-360-3802 MISCELLANEOUS REFUNDS & REVENU	50,000	0	50,000	50,000	50,000	0.00
052-360-3803 CITY OF PLAINVIEW PARTICIPATIO	50,000	0	62,000	62,000	62,000	0.00
052-360-3804 CARRYOVER FROM PREVIOUS YEAR	0	0	0	100,000	0	0.00
052-360-3805 GRANT REVENUE	75,000	0	0	0	0	0.00
TOTAL MISCELLANEOUS	452,553	0	333,600	433,600	347,500	4.17
TRANSFERS FROM						
052-390-3010 HALE COUNTY PARTICIPATION	50,000	0	62,000	62,000	62,000	0.00
TOTAL TRANSFERS FROM	50,000	0	62,000	62,000	62,000	0.00
TOTAL REVENUES	502,553	0	395,600	495,600	409,500	3.51

052-AIRPORT MAINTENANCE

AIRPORT MAINTENANCE

DEPARTMENTAL EXPENDITURES	2022 FYE ACTUAL	2023 ESTIMATED ACTUAL	2023 ORIGINAL BUDGET	2023 AMENDED BUDGET	2024 APPROVED BUDGET	% CHANGE IN BUDGET
PAYROLL EXPENSES						
052-617-4150 CONTRACT LABOR	75,000	0	75,000	75,000	75,000	0.00
TOTAL PAYROLL EXPENSES	75,000	0	75,000	75,000	75,000	0.00
SUPPLIES						
052-617-4311 POSTAGE	0	0	0	200	300	0.00
052-617-4330 FUEL & LUBRICANTS	3,241	0	2,750	5,160	2,850	3.64
052-617-4332 OFFICE SUPPLIES	119	0	750	1,140	2,000	166.67
052-617-4340 JANITORIAL SUPPLIES	9	0	0	0	30	0.00
TOTAL SUPPLIES	3,369	0	3,500	6,500	5,180	48.00
OTHER SERVICES & CHARGES						
052-617-4401 EXTERNAL AUDIT	3,000	0	4,000	5,000	5,000	25.00
052-617-4420 TELEPHONE	454	0	500	500	700	40.00
052-617-4427 CONFERENCE/SEMINARS & DUES	3,433	0	6,000	2,000	6,000	0.00
052-617-4430 MILEAGE & ARPT COMM MEALS	0	0	0	0	0	0.00
052-617-4445 UTILITIES	9,030	0	9,000	12,000	13,000	44.44
052-617-4450 BUILDING & GROUNDS MAINTENANCE	33,386	0	54,000	52,000	54,000	0.00
052-617-4452 EQUIPMENT MAINTENANCE & REPAIR	5,139	0	7,500	9,500	10,000	33.33
052-617-4482 GENERAL LIABILITY, PUBLIC OFFI	2,020	0	50,000	47,000	5,000	90.00-
052-617-4483 RELOCATION EXPENSE	0	0	0	0	0	0.00
TOTAL OTHER SERVICES & CHARGES	56,461	0	131,000	128,000	93,700	28.47-
CAPITAL OUTLAY						
052-617-4552 RUNWAY EXPANSION	0	0	0	0	0	0.00
052-617-4553 AIRPORT IMPROVEMENTS	133,782	0	133,000	133,000	150,000	12.78
052-617-4554 AIRPORT ACQUISITION	0	0	0	100,000	0	0.00
052-617-4572 NEW EQUIPMENT	1,672	0	5,000	5,000	20,000	300.00
052-617-4576 INSURANCE RECOVERIES	0	0	0	0	0	0.00
TOTAL CAPITAL OUTLAY	135,455	0	138,000	238,000	170,000	23.19
TOTAL AIRPORT MAINTENANCE	270,285	0	347,500	447,500	343,880	1.04-
TOTAL EXPENDITURES	270,285	0	347,500	447,500	343,880	1.04-
REVENUE OVER/(UNDER) EXPENDITURES	232,268	0	48,100	48,100	65,620	36.42

LAW LIBRARY FUND
FUND 053

	Page
REVENUES	90
EXPENDITURES	91

053-LAW LIBRARY

REVENUES	2022 FYE ACTUAL	2023 ESTIMATED ACTUAL	2023 ORIGINAL BUDGET	2023 AMENDED BUDGET	2024 APPROVED BUDGET	% CHANGE IN BUDGET
CHARGES FOR SERVICES						
053-340-3403 COUNTY CLERK FEES	0	0	0	0	10,000	0.00
053-340-3407 DISTRICT CLERK FEES	20	0	0	0	10,000	0.00
TOTAL CHARGES FOR SERVICES	20	0	0	0	20,000	0.00
MISCELLANEOUS						
053-360-3603 INTEREST ON INVESTMENTS	376	0	150	150	1,500	900.00
053-360-3802 MISCELLANEOUS REFUNDS & REVENU	0	0	0	0	0	0.00
053-360-3804 CARRYOVER FROM PREVIOUS YEAR	0	0	11,850	11,850	0	100.00-
TOTAL MISCELLANEOUS	376	0	12,000	12,000	1,500	87.50-
TRANSFERS FROM						
053-390-3910 TRANSFERS IN FROM GENERAL	0	0	0	0	0	0.00
TOTAL TRANSFERS FROM	0	0	0	0	0	0.00
TOTAL REVENUES	396	0	12,000	12,000	21,500	79.17

053-LAW LIBRARY

LAW LIBRARY

DEPARTMENTAL EXPENDITURES	2022 FYE ACTUAL	2023 ESTIMATED ACTUAL	2023 ORIGINAL BUDGET	2023 AMENDED BUDGET	2024 APPROVED BUDGET	% CHANGE IN BUDGET
SUPPLIES						
053-409-4311 POSTAGE	0	0	0	0	0	0.00
053-409-4332 OFFICE SUPPLIES	0	0	0	0	0	0.00
TOTAL SUPPLIES	0	0	0	0	0	0.00
CAPITAL OUTLAY						
053-409-4571 OFFICE EQUIPMENT	0	0	0	0	0	0.00
053-409-4590 LIBRARY PUBLICATIONS	6,466	0	12,000	12,000	12,000	0.00
TOTAL CAPITAL OUTLAY	6,466	0	12,000	12,000	12,000	0.00
TOTAL LAW LIBRARY	6,466	0	12,000	12,000	12,000	0.00
TOTAL EXPENDITURES	6,466	0	12,000	12,000	12,000	0.00
REVENUE OVER/(UNDER) EXPENDITURES	(6,070)	0	0	0	9,500	0.00

COURTHOUSE SECURITY FUND
FUND 055

	Page
REVENUES	92
EXPENDITURES – COURTHOUSE SECURITY	93
EXPENDITURES – TRANSFER TO	94

055-COURTHOUSE SECURITY FUND

REVENUES	2022 FYE ACTUAL	2023 ESTIMATED ACTUAL	2023 ORIGINAL BUDGET	2023 AMENDED BUDGET	2024 APPROVED BUDGET	% CHANGE IN BUDGET
CHARGES FOR SERVICES						
055-340-3403 COUNTY CLERK FEES	5,387	0	6,500	6,500	6,500	0.00
055-340-3407 DISTRICT CLERK FEES	1,002	0	3,000	3,000	3,000	0.00
055-340-3481 JUSTICE OF THE PEACE #1 FEES	2,818	0	2,900	2,900	2,900	0.00
055-340-3483 JUSTICE OF THE PEACE #3 FEES	3,854	0	4,500	4,500	4,500	0.00
055-345-3481 JUSTICE OF THE PEACE #1 FEE	29	0	200	200	200	0.00
055-345-3483 JUSTICE OF THE PEACE #3 FEES	75	0	200	200	200	0.00
TOTAL CHARGES FOR SERVICES	13,163	0	17,300	17,300	17,300	0.00
MISCELLANEOUS						
055-360-3603 INTEREST	524	0	100	100	1,800	1,700.00
055-360-3611 INSURANCE RECOVERIES	0	0	0	0	0	0.00
055-360-3802 Miscellaneous Refunds & Revenu	0	0	0	0	0	0.00
055-360-3803 LONG TERM FUNDS & FEES	0	0	0	0	0	0.00
055-360-3804 CARRYOVER FROM PREVIOUS YEAR	0	0	0	0	0	0.00
TOTAL MISCELLANEOUS	524	0	100	100	1,800	1,700.00
TRANSFERS FROM						
055-390-3910 TRANSFER IN FROM GENERAL	0	0	0	0	0	0.00
TOTAL TRANSFERS FROM	0	0	0	0	0	0.00
TOTAL REVENUES	13,688	0	17,400	17,400	19,100	9.77

055-COURTHOUSE SECURITY FUND
COURTHOUSE SECURITY

DEPARTMENTAL EXPENDITURES	2022 FYE ACTUAL	2023 ESTIMATED ACTUAL	2023 ORIGINAL BUDGET	2023 AMENDED BUDGET	2024 APPROVED BUDGET	% CHANGE IN BUDGET
OTHER SERVICES & CHARGES						
055-695-4497 COURTHOUSE SECURITY	17,099	0	17,000	17,000	17,000	0.00
TOTAL OTHER SERVICES & CHARGES	17,099	0	17,000	17,000	17,000	0.00
CAPITAL OUTLAY						
055-695-4572 IMPROVEMENTS	0	0	0	0	0	0.00
055-695-4576 INSURANCE RECOVERY	0	0	0	0	0	0.00
TOTAL CAPITAL OUTLAY	0	0	0	0	0	0.00
TOTAL COURTHOUSE SECURITY	17,099	0	17,000	17,000	17,000	0.00

055-COURTHOUSE SECURITY FUND

TRANSFER TO

DEPARTMENTAL EXPENDITURES	2022 FYE ACTUAL	2023 ESTIMATED ACTUAL	2023 ORIGINAL BUDGET	2023 AMENDED BUDGET	2024 APPROVED BUDGET	% CHANGE IN BUDGET
SERVICES & CHARGES						
055-700-4710 TRANSFERS TO GENERAL FUND	0	0	0	0	0	0.00
TOTAL SERVICES & CHARGES	0	0	0	0	0	0.00
TOTAL TRANSFER TO	0	0	0	0	0	0.00
TOTAL EXPENDITURES	17,099	0	17,000	17,000	17,000	0.00
REVENUE OVER/(UNDER) EXPENDITURES	(3,411)	0	400	400	2,100	425.00

JUSTICE COURT TECHNOLOGY – JP#1 FUND
FUND 058

	Page
REVENUES	95
EXPENDITURES	96

058-JUSTICE CRT TECH FUND-JP1

REVENUES	2022 FYE ACTUAL	2023 ESTIMATED ACTUAL	2023 ORIGINAL BUDGET	2023 AMENDED BUDGET	2024 APPROVED BUDGET	% CHANGE IN BUDGET
CHARGES FOR SERVICES						
058-340-3481 JUSTICE OF THE PEACE #1 FEES	2,345	0	3,500	3,500	3,000	14.29-
TOTAL CHARGES FOR SERVICES	2,345	0	3,500	3,500	3,000	14.29-
MISCELLANEOUS						
058-360-3603 INTEREST ON INVESTMENTS	153	0	20	20	500	2,400.00
058-360-3804 CARRYOVER FROM PREVIOUS YEAR	0	0	980	980	1,000	2.04
TOTAL MISCELLANEOUS	153	0	1,000	1,000	1,500	50.00
TOTAL REVENUES	2,499	0	4,500	4,500	4,500	0.00

058-JUSTICE CRT TECH FUND-JP1

JUSTICE OF THE PEACE #1

DEPARTMENTAL EXPENDITURES	2022 FYE ACTUAL	(---------- 2023 ----------) ESTIMATED ACTUAL	ORIGINAL BUDGET	AMENDED BUDGET	(-------- 2024 ---------) APPROVED BUDGET	% CHANGE IN BUDGET
OTHER SERVICES & CHARGES						
058-695-4495 J.P.#1 TECHNOLOGICAL ENHANCEME	794	0	4,500	4,500	4,500	0.00
TOTAL OTHER SERVICES & CHARGES	794	0	4,500	4,500	4,500	0.00
TOTAL JUSTICE OF THE PEACE #1	794	0	4,500	4,500	4,500	0.00
TOTAL EXPENDITURES	794	0	4,500	4,500	4,500	0.00
REVENUE OVER/(UNDER) EXPENDITURES	1,704	0	0	0	0	0.00

JUSTICE COURT TECHNOLOGY – JP#3 FUND
FUND 059

	Page
REVENUES	97
EXPENDITURES	98

059-JUSTICE CRT TECH FUND-JP3

REVENUES	2022 FYE ACTUAL	2023 ESTIMATED ACTUAL	2023 ORIGINAL BUDGET	2023 AMENDED BUDGET	2024 APPROVED BUDGET	% CHANGE IN BUDGET
CHARGES FOR SERVICES						
059-340-3483 JUSTICE OF THE PEACE #3 FEES	3,280	0	8,000	8,000	8,000	0.00
TOTAL CHARGES FOR SERVICES	3,280	0	8,000	8,000	8,000	0.00
MISCELLANEOUS						
059-360-3603 INTEREST ON INVESTMENTS	488	0	100	100	1,400	1,300.00
059-360-3804 CARRYOVER FROM PREVIOUS YEAR	0	0	11,900	11,900	10,600	10.92-
TOTAL MISCELLANEOUS	488	0	12,000	12,000	12,000	0.00
TOTAL REVENUES	3,768	0	20,000	20,000	20,000	0.00

059-JUSTICE CRT TECH FUND-JP3
JUSTICE OF THE PEACE #3

DEPARTMENTAL EXPENDITURES	2022 FYE ACTUAL	2023 ESTIMATED ACTUAL	2023 ORIGINAL BUDGET	2023 AMENDED BUDGET	2024 APPROVED BUDGET	% CHANGE IN BUDGET
OTHER SERVICES & CHARGES						
059-695-4495 J.P.#3 TECHNOLOGICAL ENHANCEME	4,023	0	20,000	20,000	20,000	0.00
TOTAL OTHER SERVICES & CHARGES	4,023	0	20,000	20,000	20,000	0.00
TOTAL JUSTICE OF THE PEACE #3	4,023	0	20,000	20,000	20,000	0.00
TOTAL EXPENDITURES	4,023	0	20,000	20,000	20,000	0.00
REVENUE OVER/(UNDER) EXPENDITURES	(255)	0	0	0	0	0.00

JUSTICE OF THE PEACE #1 CASE MANAGER FUND
FUND 070

	Page
REVENUES	99
EXPENDITURES – JP #1 CASE MANAGER	100
EXPENDITURES – TRANSFER TO	101

070-JP # 1 CASE MANAGER

REVENUES	2022 FYE ACTUAL	2023 ESTIMATED ACTUAL	2023 ORIGINAL BUDGET	2023 AMENDED BUDGET	2024 APPROVED BUDGET	% CHANGE IN BUDGET
CHARGES FOR SERVICES						
070-340-3481 JUSTICE OF THE PEACE #1 FEES	269	0	1,000	1,000	0	100.00-
070-340-3483 JUSTICE OF THE PEACE # 3 FEES	358	0	1,000	1,000	0	100.00-
TOTAL CHARGES FOR SERVICES	627	0	2,000	2,000	0	100.00-
MISCELLANEOUS						
070-360-3603 INTEREST INCOME	461	0	45	45	1,600	3,455.56
070-360-3802 MISCELLANEOUS REFUNDS & REVENU	0	0	0	0	0	0.00
070-360-3804 CARRYOVER FROM PREVIOUS YEAR	0	0	0	0	0	0.00
TOTAL MISCELLANEOUS	461	0	45	45	1,600	3,455.56
TOTAL REVENUES	1,088	0	2,045	2,045	1,600	21.76-

BUDGET PRESENTATION REPORT

AS OF: AUGUST 31ST, 2023

070-JP # 1 CASE MANAGER

JP # 1 CASE MANAGER

DEPARTMENTAL EXPENDITURES	2022 FYE ACTUAL	2023 ESTIMATED ACTUAL	2023 ORIGINAL BUDGET	2023 AMENDED BUDGET	2024 APPROVED BUDGET	% CHANGE IN BUDGET
PAYROLL EXPENSES						
070-455-4105 CLERKS/SECRETARIES SALARIES	0	0	0	0	0	0.00
070-455-4116 LONGEVITY	0	0	0	0	0	0.00
070-455-4201 EMPLOYEES FICA FUNDS REMITTED	0	0	0	0	0	0.00
070-455-4203 RETIREMENT	0	0	0	0	0	0.00
070-455-4207 GROUP HEALTH & LIFE INSURANCE	0	0	0	0	0	0.00
TOTAL PAYROLL EXPENSES	0	0	0	0	0	0.00
TOTAL JP # 1 CASE MANAGER	0	0	0	0	0	0.00

BUDGET PRESENTATION REPORT

AS OF: AUGUST 31ST, 2023

070-JP # 1 CASE MANAGER

TRANSFER TO

DEPARTMENTAL EXPENDITURES	2022 FYE ACTUAL	2023 ESTIMATED ACTUAL	2023 ORIGINAL BUDGET	2023 AMENDED BUDGET	2024 APPROVED BUDGET	% CHANGE IN BUDGET
SERVICES & CHARGES						
070-700-4710 TRANSFER TO GENERAL	0	0	0	0	0	0.00
TOTAL SERVICES & CHARGES	0	0	0	0	0	0.00
TOTAL TRANSFER TO	0	0	0	0	0	0.00
TOTAL EXPENDITURES	0	0	0	0	0	0.00
REVENUE OVER/(UNDER) EXPENDITURES	1,088	0	2,045	2,045	1,600	21.76-

SLFRF - ARPA
FUND 100

	Page
REVENUES	102
EXPENDITURES	103

BUDGET PRESENTATION REPORT

AS OF: AUGUST 31ST, 2023

100-SLFRF - (ARPA)

REVENUES	2022 FYE ACTUAL	2023 ESTIMATED ACTUAL	2023 ORIGINAL BUDGET	2023 AMENDED BUDGET	2024 APPROVED BUDGET	% CHANGE IN BUDGET
INTERGOVERNMENTAL REVENUE						
100-330-3426 SLFRF (ARPA) REVENUE	171,703	0	0	851,378	0	0.00
TOTAL INTERGOVERNMENTAL REVENUE	171,703	0	0	851,378	0	0.00
MISCELLANEOUS						
100-360-3603 INTEREST ON INVESTMENTS	0	0	0	0	0	0.00
100-360-3804 CARRYOVER FROM PREVIOUS YEAR	0	0	0	0	0	0.00
TOTAL MISCELLANEOUS	0	0	0	0	0	0.00
TOTAL REVENUES	171,703	0	0	851,378	0	0.00

100-SLFRF - (ARPA)

SLFRF - (ARPA)

DEPARTMENTAL EXPENDITURES	2022 FYE ACTUAL	2023 ESTIMATED ACTUAL	2023 ORIGINAL BUDGET	2023 AMENDED BUDGET	2024 APPROVED BUDGET	% CHANGE IN BUDGET
PAYROLL EXPENSES						
100-674-4101 SALARIES	0	0	0	0	0	0.00
100-674-4201 EMPLOYER'S FICA FUND REMITTED	0	0	0	0	0	0.00
100-674-4203 RETIREMENT	0	0	0	0	0	0.00
100-674-4207 GROUP HEALTH & LIFE INSURANCE	0	0	0	0	0	0.00
TOTAL PAYROLL EXPENSES	0	0	0	0	0	0.00
SUPPLIES						
100-674-4332 OFFICE SUPPLIES	0	0	0	0	0	0.00
TOTAL SUPPLIES	0	0	0	0	0	0.00
CAPITAL OUTLAY						
100-674-4572 EQUIPMENT	171,703	0	0	599,898	0	0.00
100-674-4573 BUILDING IMPROVEMENTS	0	0	0	251,481	0	0.00
TOTAL CAPITAL OUTLAY	171,703	0	0	851,378	0	0.00
TOTAL SLFRF - (ARPA)	171,703	0	0	851,378	0	0.00
TOTAL EXPENDITURES	171,703	0	0	851,378	0	0.00
REVENUE OVER/(UNDER) EXPENDITURES	0	0	0	0	0	0.00

DRUG COURT
FUND 101

	Page
REVENUES	104
EXPENDITURES	105

BUDGET PRESENTATION REPORT

AS OF: AUGUST 31ST, 2023

101-DRUG COURT

REVENUES	2022 FYE ACTUAL	2023 ESTIMATED ACTUAL	2023 ORIGINAL BUDGET	2023 AMENDED BUDGET	2024 APPROVED BUDGET	% CHANGE IN BUDGET
CHARGES FOR SERVICES						
101-340-3401 PROGRAM FEE - DRUG COURT	0	0	15,000	15,000	0	100.00-
101-340-3402 DRUG TEST/TREATMNT FEE-DRG CRT	0	0	30,000	30,000	0	100.00-
TOTAL CHARGES FOR SERVICES	0	0	45,000	45,000	0	100.00-
MISCELLANEOUS						
101-360-3603 INTEREST ON INVESTMENTS	0	0	0	0	0	0.00
101-360-3804 CARRYOVER FROM PREVIOUS YEAR	0	0	0	0	0	0.00
101-360-3805 GRANT REVENUE	0	0	0	0	0	0.00
TOTAL MISCELLANEOUS	0	0	0	0	0	0.00
TRANSFERS FROM						
101-390-3910 TRANSFERS IN FROM GENERAL FUND	0	0	200,000	200,000	200,000	0.00
TOTAL TRANSFERS FROM	0	0	200,000	200,000	200,000	0.00
TOTAL REVENUES	0	0	245,000	245,000	200,000	18.37-

101-DRUG COURT

DRUG COURT

DEPARTMENTAL EXPENDITURES	2022 FYE ACTUAL	2023 ESTIMATED ACTUAL	2023 ORIGINAL BUDGET	2023 AMENDED BUDGET	2024 APPROVED BUDGET	% CHANGE IN BUDGET
PAYROLL EXPENSES						
101-675-4101 SALARIES	0	0	0	0	0	0.00
101-675-4201 EMPLOYER'S FICA FUND REMITTED	0	0	0	1,300	1,300	0.00
101-675-4203 RETIREMENT	0	0	0	3,500	3,500	0.00
101-675-4207 GROUP HEALTH & LIFE INSURANCE	0	0	0	0	0	0.00
TOTAL PAYROLL EXPENSES	0	0	0	4,800	4,800	0.00
SUPPLIES						
101-675-4304 PROBATION OVERTIME REIMB	0	0	33,000	33,000	33,000	0.00
101-675-4332 SUPPLIES	0	0	3,496	3,496	3,496	0.00
TOTAL SUPPLIES	0	0	36,496	36,496	36,496	0.00
OTHER SERVICES & CHARGES						
101-675-4408 CONTRACTUAL AGREEMENT	0	0	0	2,000	2,000	0.00
101-675-4427 CONFERENCE/SEMINARS & DUES	0	0	0	2,000	2,000	0.00
101-675-4435 COUNSELING - LPC	0	0	81,900	73,100	73,100	10.74-
101-675-4436 COUNSELING - LCDC	0	0	14,560	14,560	14,560	0.00
101-675-4437 DRUG TESTS	0	0	46,644	46,644	46,644	0.00
101-675-4438 AFTER CARE	0	0	4,800	4,800	4,800	0.00
101-675-4439 64TH COURT ATTORNEY FEE	0	0	15,600	15,600	15,600	0.00
TOTAL OTHER SERVICES & CHARGES	0	0	163,504	158,704	158,704	2.94-
TOTAL DRUG COURT	0	0	200,000	200,000	200,000	0.00
TOTAL EXPENDITURES	0	0	200,000	200,000	200,000	0.00
REVENUE OVER/(UNDER) EXPENDITURES	0	0	45,000	45,000	0	100.00-

OPIOID SETTLEMENT FUND
FUND 102

	Page
REVENUES	106
EXPENDITURES	107

102-OPIOID SETTLEMENT FUND

REVENUES	2022 FYE ACTUAL	2023 ESTIMATED ACTUAL	2023 ORIGINAL BUDGET	2023 AMENDED BUDGET	2024 APPROVED BUDGET	% CHANGE IN BUDGET
INTERGOVERNMENTAL REVENUE						
102-330-3426 OPIOID SETTLEMENT REVENUE	0	0	0	0	0	0.00
TOTAL INTERGOVERNMENTAL REVENUE	0	0	0	0	0	0.00
MISCELLANEOUS						
102-360-3603 INTEREST ON INVESTMENTS	0	0	0	0	0	0.00
102-360-3804 CARRYOVER FROM PREVIOUS YEAR	0	0	0	0	0	0.00
TOTAL MISCELLANEOUS	0	0	0	0	0	0.00
TOTAL REVENUES	0	0	0	0	0	0.00

102-OPIOID SETTLEMENT FUND
OPIOID SETTLEMENT FUND

DEPARTMENTAL EXPENDITURES	2022 FYE ACTUAL	(---------- 2023 ----------) ESTIMATED ACTUAL	ORIGINAL BUDGET	AMENDED BUDGET	(-------- 2024 ---------) APPROVED BUDGET	% CHANGE IN BUDGET
SUPPLIES						
102-676-4399 MISCELLANEOUS	0	0	0	0	0	0.00
TOTAL SUPPLIES	0	0	0	0	0	0.00
TOTAL OPIOID SETTLEMENT FUND	0	0	0	0	0	0.00
TOTAL EXPENDITURES	0	0	0	0	0	0.00
REVENUE OVER/(UNDER) EXPENDITURES	0	0	0	0	0	0.00

PROJECT CONSTRUCTION/NOTE
FUND 168

	Page
REVENUES	108
EXPENDITURES	109

BUDGET PRESENTATION REPORT

AS OF: AUGUST 31ST, 2023

168-PROJECT CONSTRUCTION/NOTE

REVENUES	2022 FYE ACTUAL	2023 ESTIMATED ACTUAL	2023 ORIGINAL BUDGET	2023 AMENDED BUDGET	2024 APPROVED BUDGET	% CHANGE IN BUDGET
TAX NOTE						
168-321-1000 TAX NOTE	0	0	0	0	0	0.00
TOTAL TAX NOTE	0	0	0	0	0	0.00
MISCELLANEOUS						
168-360-3603 INTEREST	0	0	0	0	0	0.00
168-360-3804 CARRYOVER FROM PREVIOUS YEAR	0	0	0	0	0	0.00
TOTAL MISCELLANEOUS	0	0	0	0	0	0.00
TOTAL REVENUES	0	0	0	0	0	0.00

168-PROJECT CONSTRUCTION/NOTE
INDUSTRIAL PARK

DEPARTMENTAL EXPENDITURES	2022 FYE ACTUAL	2023 ESTIMATED ACTUAL	2023 ORIGINAL BUDGET	2023 AMENDED BUDGET	2024 APPROVED BUDGET	% CHANGE IN BUDGET
PROJECTS						
168-635-5291 JOINT VENTURE LAND PURCHASE	0	0	0	0	0	0.00
168-635-5691 JOINT VENTURE IMPROVEMENTS	0	0	0	0	0	0.00
TOTAL PROJECTS	0	0	0	0	0	0.00
TOTAL INDUSTRIAL PARK	0	0	0	0	0	0.00

168-PROJECT CONSTRUCTION/NOTE
OLLIE LINER CENTER

DEPARTMENTAL EXPENDITURES	2022 FYE ACTUAL	2023 ESTIMATED ACTUAL	2023 ORIGINAL BUDGET	2023 AMENDED BUDGET	2024 APPROVED BUDGET	% CHANGE IN BUDGET
CAPITAL OUTLAY						
168-673-4572 EQUIPMENT	0	0	0	0	0	0.00
TOTAL CAPITAL OUTLAY	0	0	0	0	0	0.00
168-673-5991 BUILDING IMPROVEMENTS	0	0	0	0	0	0.00
TOTAL	0	0	0	0	0	0.00
TOTAL OLLIE LINER CENTER	0	0	0	0	0	0.00
TOTAL EXPENDITURES	0	0	0	0	0	0.00
REVENUE OVER/(UNDER) EXPENDITURES	0	0	0	0	0	0.00

DEBT SERVICE FUND
FUND 169

	Page
REVENUES	111
EXPENDITURES	112

169-DEBT SERVICE FUND

REVENUES	2022 FYE ACTUAL	2023 ESTIMATED ACTUAL	2023 ORIGINAL BUDGET	2023 AMENDED BUDGET	2024 APPROVED BUDGET	% CHANGE IN BUDGET
ADVALOREM TAXES						
169-310-3110 AD VALOREM TAXES	480,996	0	293,867	293,867	0	100.00-
TOTAL ADVALOREM TAXES	480,996	0	293,867	293,867	0	100.00-
MISCELLANEOUS						
169-360-3603 INTEREST	1,651	0	300	300	2,500	733.33
169-360-3802 MISCELLANEOUS REFUNDS & REVENU	0	0	0	0	0	0.00
169-360-3804 CARRYOVER FROM PREVIOUS YEAR	0	0	147,658	147,658	0	100.00-
TOTAL MISCELLANEOUS	1,651	0	147,958	147,958	2,500	98.31-
TRANSFERS FROM						
169-390-3910 TRANSFER IN	0	0	0	0	0	0.00
TOTAL TRANSFERS FROM	0	0	0	0	0	0.00
TOTAL REVENUES	482,647	0	441,825	441,825	2,500	99.43-

169-DEBT SERVICE FUND

TAX NOTE

DEPARTMENTAL EXPENDITURES	2022 FYE ACTUAL	2023 ESTIMATED ACTUAL	2023 ORIGINAL BUDGET	2023 AMENDED BUDGET	2024 APPROVED BUDGET	% CHANGE IN BUDGET
OTHER SERVICES & CHARGES						
169-685-4497 DISTRIBUTION TO GENERAL	0	0	0	0	0	0.00
TOTAL OTHER SERVICES & CHARGES	0	0	0	0	0	0.00
not used						
169-685-4610 PRINCIPLE	425,000	0	435,000	435,000	0	100.00-
169-685-4650 TAX NOTE INTEREST	19,425	0	6,525	6,525	0	100.00-
169-685-4651 AGENT FEE	300	0	300	300	0	100.00-
TOTAL not used	444,725	0	441,825	441,825	0	100.00-
TOTAL TAX NOTE	444,725	0	441,825	441,825	0	100.00-
TOTAL EXPENDITURES	444,725	0	441,825	441,825	0	100.00-
REVENUE OVER/(UNDER) EXPENDITURES	37,922	0	0	0	2,500	0.00