



Borough of Green Tree

2024 Budget

2024 FUNDS SUMMARY

	Fund Balance & 2024 Revenues	2024 Expenses	Ending Fund Balance
01 General Fund	6,654,204	6,654,204	0
04 Storm Fund	3,612,268	3,600,451	11,817
08 Sanitary Sewer Fund	5,676,234	3,453,711	2,222,523
19 Capital Projects Fund	5,737,839	3,901,374	1,836,465
23 Bond Fund	7,953,250	50,000	7,903,250
35 Highway Aid Fund	304,408	132,000	172,408
65 Pension Fund	4,852	0	4,852
70 Health Care Fund	344,005	9,000	335,005
89 Real Estate Tax Escrow Fund	641,461	30,000	611,461
92 Green Tree Cemetery Fund	69,337	5,000	64,337
95 Drug Enforcement Fund	2,843	0	2,843
96 Reserve Fund	652,239	0	652,239
97 Fire Department Apparatus Fund	745,658	53,361	692,297
98 Insurance Dividend Fund	1,638,049	380,000	1,258,049
Totals	27,559,475	18,269,101	15,767,546



BUDGET MESSAGE

2024 Budget Message

Members of Council and Mayor Schenck:

Presented is the 2024 Borough of Green Tree Budget. This Budget is balanced and provides all of the services and amenities currently enjoyed by Green Tree residents and businesses with no recommended tax increase. There is a total of fourteen Funds included in this Budget document, which include the General Fund, Capital Fund, Storm Sewer Fund, Capital Projects Fund, Bond Fund, Highway Aid Fund, Pension Fund, Healthcare Fund, Real Estate Tax Escrow Fund, Green Tree Cemetery Fund, Drug Enforcement Fund, Reserve Fund, Fire Company Apparatus Fund, Insurance Dividend Fund as well as the Sanitary Sewer Fund which is supported by Sanitary Sewer User Fees.

General Fund:

The General Fund includes all revenues and operating expenses associated with the provision of Borough services, including but not limited to, the Departments of Administration, Police, Public Works, Recreation, Engineering, Code Enforcement and Building Inspection, and supplemental funding for the Green Tree Library. The primary General Fund revenues are derived from Real Estate Tax, Business Privilege Tax and Earned Income Tax. In consideration of stable revenues in 2023, and no anticipated reductions to projected 2024 revenues, no increase is recommended to any of the Borough tax rates. The 2023 General Fund operating expenses continue to be efficiently managed by staff and most 2023 budgeted projects were completed within budgeted amounts. For 2024, expenditures associated with the General Fund will remain consistent as there are no recommended changes to the services provided; residents will continue to enjoy a comprehensive array of Recreation and Library programs, in addition to community services such as curbside leaf collection, garbage/recycling collection, street sweeping and the community compost site.

As the Borough's infrastructure ages, it is critical to identify required repairs in a timely manner so as to minimize the overall cost of such projects. To assist with the funding of infrastructure maintenance projects, Borough staff, in conjunction with our appointed Engineers, have put forth substantial effort to secure grant funding for various projects. In 2023, the Borough was awarded over 2 million dollars in grant funds through the following Programs:

- › Local Share Account Grant (LSA) - \$1,000,000 for MS4 Improvements
- › Transportation Improvement Program (TIP) Grant - \$600,000 for Trumbull Bridge Replacement Preliminary Engineering
- › DCED/Multimodal Transportation Fund Grant - \$500,000 for Trumbull Bridge Construction
- › Community Development Block Grant Year 49 - \$23,900 for ADA Curb Ramps

These grant funds will be utilized to pay for projects that are included within the 2024 budget; some grants require matching funds, which have also been included in this Budget. Borough staff and our Engineering team remain diligent in searching for grant opportunities to supplement the funds required from the General and Capital Funds, thereby reducing the overall expenditure of current revenue and fund reserves to complete necessary projects. Applications that have been submitted, and are pending an award determination include the following, the total of which is \$3,213,000:

- › Commonwealth Financing Authority Watershed Restoration MS4 Stream Restoration - \$300,000
- › Commonwealth Financing Authority Watershed Restoration MS4 Rain Garden - \$230,000
- › Multimodal Transportation Fund Grant – Greentree Road Sidewalks - \$708,000
- › Gaming & Economic Development Fund Grant – Carlisle Social Hall Vestibule - \$150,000
- › Local Share Account - Wilson Park Swimming Pool Reconstruction - \$1,000,000
- › Commonwealth Financing Authority Small Water/Sewer Grant – Holiday Storm Sewer – \$425,000
- › Commonwealth Financing Authority PA H2O Grant – Holiday Storm Sewer - \$400,000

All of the projects listed are included in the 2024 Capital Fund or the Storm Sewer Fund as a revenue and expense; completion of projects are dependent on whether or not funding is received.

Capital Fund:

The Capital Fund provides for all *non-operating* expenditures, including improvements to public facilities/parks, roads, and for the purchase of vehicles and equipment. One of the largest capital expenses each year is the Road Paving Program. Included within this Budget document is a summary of the roads that have been prioritized for the 2024 Program, however as the Engineer's *Opinion of Probable Cost (OPC)* for the roads identified exceeds the established budget, several roads will need to be deferred to 2025. Also, as is noted in the Engineer's correspondence, staff continues to work with the utility companies to coordinate planned work so as to minimize the extent to which newly paved roads are disturbed by utility construction projects, and also secure partial funding from the utility companies for necessary repairs to roadways.

Related to the Capital Fund and included within the 2024 Budget is a Five-Year Capital Plan. The expanded Capital Plan identifies anticipated projects and estimated expenditures needed to maintain or replace the Borough's infrastructure, technology, and major equipment through 2028. By forecasting the need for upgrades/improvements in advance, staff will be better positioned to secure cost effective solutions, apply for grant funding or other cost-effective financing. The expenses identified within the Five-Year Capital Plan are staff recommendations and are based on current information available; actual completion of projects/purchase of equipment are dependent on pricing and availability of associated grant funding. Adoption of the 2024 Budget does not guarantee funding to any of the projects identified for any years beyond 2024. The Five-Year Capital Plan will be evaluated each year and revised as necessary.

Also, important to note is that the Capital Fund and the Five-Year Capital Plan budgets do not include projects associated with the Storm Sewer System or the Sanitary Sewer System; capital expenses associated with those sewer systems are retained in the individual funds. Separating these capital expenditures is recommended due to the restricted revenue sources of the Sanitary Fund, and to clearly document the Borough's efforts to remain compliant with the Phase II Consent Order and Agreement and the MS4 Program.

Sanitary Sewer Fund:

The Sanitary Sewer Fund revenues are derived from Sanitary Sewer fees, the calculation of which is based on water consumption as reported by the Pennsylvania American Water Company. While the Sanitary Sewer Fund has maintained a sufficient fund reserve, scheduled increases by ALCOSAN of 9.86%, 7.00% and 7.05% consecutively for years 2024, 2025, and 2026 will require the Borough to increase the existing Sanitary Sewer user fee/surcharge from \$6.00 per 1000 gallons to \$6.50 per 1000 gallons for 2024. This increase will be effective January 1, 2024; additional rate increases may be considered for years 2025 and 2026. Expenses within this Fund include payment to the Allegheny County Sanitary Authority (ALCOSAN) for the sanitary sewage treatment processes, as well as expenses associated with maintenance of the Borough's sanitary sewer infrastructure. The Phase II Consent Order and Agreement, which is administered by the Allegheny County Health Department, sets forth minimum standards of compliance for the Borough's sanitary sewer infrastructure; the Borough has achieved the recommended level of compliance, but must remain diligent with maintenance efforts to remain compliant.

Storm Water Management Fund:

The Storm Water Management Fund was established in 2023 to account for revenues and expenses associated with the maintenance of the Borough's storm sewer system and also track expenses associated with Municipal Separate Storm System Program (MS4) projects. While revenues in this Fund are derived from the General Fund, grant commitments have provided substantial financial support. As the MS4 program mandates the completion of a wide array of storm water related pollution reduction projects, the total of which is estimated to over two million dollars over the next couple years, it is important to separately account for these expenses and continue to seek grant funding to help reduce the extent to which such expenses are paid for by General Fund revenue. Planned projects include stream bank stabilization along Whiskey Run, and the addition of a Rain Garden within Green Tree Park. In addition to MS4 mandated corrective action projects, Borough staff routinely evaluates and plans for regular maintenance of the storm water conveyance system. One of the larger projects budgeted to be completed in 2024 is the restoration of a storm sewer along Holiday Drive; a summary of this project is included within this Budget document. As the estimated cost of this project is 1.6 million dollars; grant applications have been submitted to multiple programs. Should grant funding not be available, it may be

necessary to complete this project in 2-3 phases over two to three years, or consider financing through PENNVEST, which is a low interest loan program for local governments.

Real Estate Tax Escrow Fund:

The Real Estate Tax Escrow Fund for 2024 shall be utilized to pay Real Estate Tax refunds. Such refunds are due when property assessments are reduced after the Real Estate tax bill is paid. Commercial properties generate the largest refunds, and in consideration the Borough's real estate tax base is approximately 40% commercial, it is recommended this Fund be maintained.

Bond Fund:

The Bond Fund was established to accommodate the proceeds from the General Obligation Bond, Series 2021. Bond proceeds may only be utilized for expenses associated with the Trumbull Drive Bridge reconstruction, and renovation/reconstruction of the Wilson Park Pool. The Trumbull Drive Bridge has undergone several structural repairs over the past several years but is now in need of full replacement. In 2021, Borough Council appointed Gannet Fleming Engineers to complete the preliminary engineering specifications/design options; in May of 2022 Council reviewed the design proposals and authorized the engineering of a single span concrete superstructure. The engineering specifications are expected to be completed in late 2024/early 2025, and will then the project will be placed out to bid; the total estimated cost is \$6.5 million. Of particular significance is the recent placement of this project into the Transportation Improvement Program (TIP), which has created an opportunity for the Borough to receive significant grant funding for this Bridge. Through the TIP program \$600,000 in funding has been committed for the preliminary engineering expenses; additional funding will be available for the final engineering expenses and construction expenses. In addition to the TIP funding, the Borough was also awarded a Multimodal Transportation Fund Grant in the amount of \$500,000 to be used for construction expenses. By securing multiple grants for the Bridge, Bond proceeds originally earmarked for Bridge construction may be reallocated for other critical infrastructure projects, thereby reducing the demand on current and future year General Fund revenues.

Other Funds:

The 2024 Budget includes several additional Funds, such as the Green Tree Cemetery Fund, Drug Enforcement Fund, Insurance Dividend Fund, Fire Apparatus Fund, Reserve Fund, Pension Proceeds Fund, and the Highway Aid Fund. All of these Funds will be maintained as long as they are required, or until balances are fully expended in accordance with terms established.

In Summary, Green Tree Borough is well positioned to meet the immediate needs of the community. The provision of a full complement of community services and amenities shall remain a top priority of the Borough staff. The Borough's Comprehensive Plan, which is expected to be adopted in early 2024, will

identify services expected by our current residents and those needed to attract new residents and businesses. The Borough is fortunate to have the continued support and commitment from the members of the Green Tree Volunteer Fire Company, Planning Commission, Zoning Hearing Board, Library Board, Civil Service Commission, Farmers Market Committee, Octoberfest Committee, Recreation and Community Activities Board, as well as the many civic groups that make our community a special place to live.

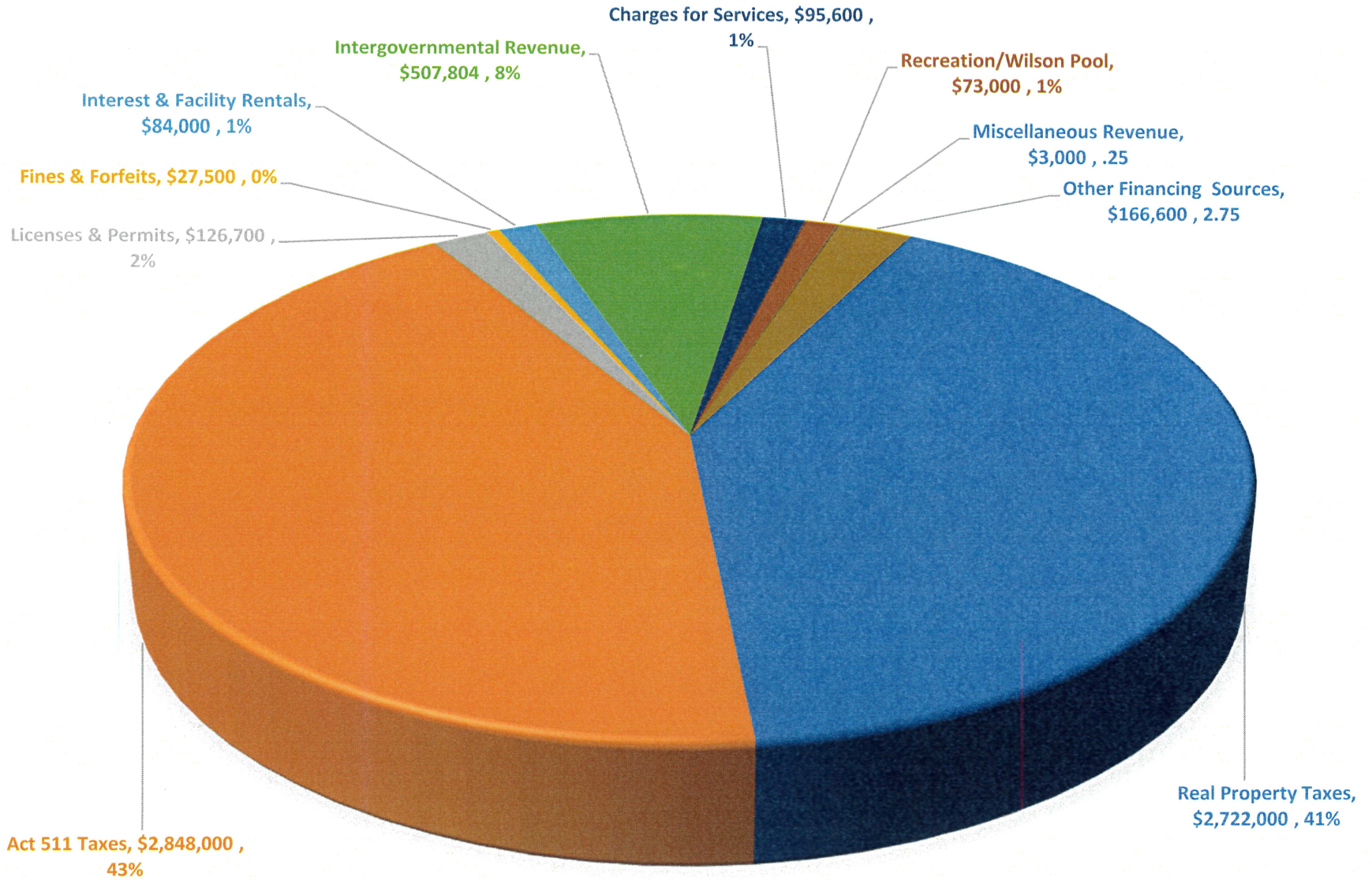
The proposed 2024 Budget has been designed to assure the programs and policies previously established by Council will continue throughout the year. I look forward to comments and discussions during the approval process.

Judy Miller, Borough Manager



REVENUES

2024 GENERAL FUND REVENUE



2024 BUDGET

GENERAL FUND

SUMMARY OF REVENUES

		2021	2022	2023	2023	2024	2024 Budget
		Actual	Actual	Budget	Projected	Budget	VS
							2023 Budget
301	Real Property Taxes	2,722,133	2,749,354	2,733,000	2,725,864	2,722,000	(11,000)
310	Act 511 Taxes	3,056,974	2,984,187	2,648,800	2,919,148	2,848,000	199,200
320	Licenses & Permits	123,821	129,116	126,700	126,200	126,700	0
330	Fines & Forfeits	25,000	31,550	26,500	27,000	27,500	1,000
340	Interest & Rent	17,552	74,297	55,000	87,500	84,000	29,000
350	Intergovernmental Rev.	520,640	528,179	532,254	544,451	507,804	(24,450)
360	Charges for Services	91,752	98,791	89,200	108,907	95,600	6,400
367	Recreation/Swim Pool	58,848	70,364	73,125	71,225	73,000	(125)
380	Miscellaneous Revenue	253,380	315,873	3,000	3,000	3,000	0
390	Other Financing Sources	2,496,960	2,965,044	194,025	159,685	166,600	(27,425)
399	Reserve Fund	458,493	0	0	0	0	0
TOTAL REVENUES		9,825,552	9,946,755	6,481,604	6,772,980	6,654,204	172,600

REVENUES		2021	2022	2023	2023	2024	2024 Budget
		Actual	Actual	Budget	Projected	Budget	VS 2023 Budget
<u>REAL ESTATE PROPERTY TAXES</u>							
301.100	Real Estate-Current	2,681,323	2,696,782	2,688,000	2,680,000	2,680,000	(8,000)
301.200	Real Estate-Prior Year	2,157	23,226	15,000	10,864	12,000	(3,000)
301.500	Real Estate-Liened	<u>38,654</u>	<u>29,345</u>	<u>30,000</u>	<u>35,000</u>	<u>30,000</u>	0
	TOTAL	2,722,133	2,749,354	2,733,000	2,725,864	2,722,000	(11,000)
<u>ACT 511 TAXES</u>							
310.100	Real Estate Transfer	454,836	381,846	180,000	365,000	300,000	120,000
310.200	Earned Income-Current	1,117,402	1,181,053	1,020,000	1,085,000	1,090,000	70,000
310.210	Earned Income-Delinquent	26,470	(10,439)	10,000	14,500	12,000	2,000
310.520	Local Service tax	356,970	347,491	356,000	349,000	350,000	(6,000)
310.700	Mechanical Devices	0	7,800	7,800	6,600	7,000	(800)
310.800	Business Privilege - Current	1,033,861	1,082,213	1,050,000	1,058,397	1,059,000	9,000
310.810	Business Privilege - Del.	<u>67,434</u>	<u>(5,777)</u>	<u>25,000</u>	<u>40,650</u>	<u>30,000</u>	<u>5,000</u>
	TOTAL	3,056,974	2,984,187	2,648,800	2,919,148	2,848,000	199,200
<u>LICENSES AND PERMITS</u>							
321.610	Vendor Permits	600	2,100	1,500	1,100	1,500	0
321.800	Cable TV Franchise	<u>118,000</u>	<u>120,443</u>	<u>120,000</u>	<u>120,000</u>	<u>120,000</u>	<u>0</u>
	TOTAL	118,600	122,543	121,500	121,100	121,500	0
<u>STREET OPENING PERMITS</u>							
322.800	Street Openings	<u>5,221</u>	<u>6,573</u>	<u>5,200</u>	<u>5,100</u>	<u>5,200</u>	<u>0</u>
	TOTAL	5,221	6,573	5,200	5,100	5,200	0
<u>FINES AND FORFEITS</u>							
331.110	Magistrate/State/County Fines	19,840	25,228	21,000	22,000	22,000	1,000
331.120	Borough Ordinance Violations	<u>5,160</u>	<u>6,322</u>	<u>5,500</u>	<u>5,000</u>	<u>5,500</u>	<u>0</u>
	TOTAL	25,000	31,550	26,500	27,000	27,500	1,000
<u>INTEREST EARNINGS</u>							
341.000	Investment Interest	<u>250</u>	<u>13,474</u>	<u>9,000</u>	<u>29,000</u>	<u>25,000</u>	<u>16,000</u>
	TOTAL	115	13,474	9,000	29,000	25,000	16,000
<u>RECREATION</u>							
342.000	Facilities Rental	8,302	12,947	5,000	8,000	8,000	3,000
342.310	Program Fees	55	5,810	6,000	8,500	9,000	3,000
342.350	Special Activities	<u>9,080</u>	<u>42,067</u>	<u>35,000</u>	<u>42,000</u>	<u>42,000</u>	<u>7,000</u>
	TOTAL	17,437	60,823	46,000	58,500	59,000	13,000
<u>STATE CAPITAL/OPERATING GRANTS</u>							
354.020	Street Sweeping	10,181	2,154	2,154	2,150	2,150	(4)
354.040	Penn Dot Mowing	5,276	2,004	2,000	2,004	2,000	0
354.030	Penn Dot Snow Removal	<u>30,222</u>	<u>28,423</u>	<u>26,000</u>	<u>28,991</u>	<u>28,000</u>	<u>2,000</u>
	TOTAL	45,678	32,581	30,154	33,145	32,150	1,996

REVENUES	2021 Actual	2022 Actual	2023 Budget	2023 Projected	2024 Budget	2024 Budget VS 2023 Budget
<u>INTERGOVERNMENTAL REVENUES</u>						
355.010 Public Utility Tax	5,640	5,748	5,700	5,700	5,700	0
355.080 Beverage Licenses	200	2,400	2,400	2,200	2,200	(200)
355.120 Pension State Aid	167,905	165,774	166,000	192,320	180,000	14,000
355.130 State Recycling Grant	0	0	5,000	0	0	(5,000)
355.200 Green Tree Library Rmbrs	167,344	152,541	193,000	151,085	127,754	(65,246)
357.010 RAD 1% Sales Tax	<u>133,872</u>	<u>169,135</u>	<u>130,000</u>	<u>160,000</u>	<u>160,000</u>	<u>30,000</u>
TOTAL	474,961	495,598	502,100	511,306	475,654	(26,446)
<u>GENERAL GOVERNMENT</u>						
361.340 Zoning Hearings	1,890	2,460	1,500	1,541	1,500	0
361.500 Sale of Borough Data	890	403	900	1,261	1,000	100
361.620 Lien Letters/Tax Certs/Dup Bills	12,180	8,095	9,000	7,000	8,000	(1,000)
361.630 Rmbrs Real Estate Tax Coll.	<u>34,765</u>	<u>36,580</u>	<u>33,000</u>	<u>36,000</u>	<u>36,000</u>	<u>3,000</u>
TOTAL	49,726	47,537	44,400	45,802	46,500	2,100
<u>PUBLIC SAFETY</u>						
362.100 Crossing Guards Rmbrs	15,443	21,290	17,000	22,000	22,000	5,000
362.110 Police Reports	2,507	2,546	2,300	1,000	2,000	(300)
362.410 Building Permits	24,001	27,342	25,000	40,000	25,000	0
362.460 Grading Permits	0	0	0	30	0	0
362.470 Fire Code Permits	<u>75</u>	<u>75</u>	<u>500</u>	<u>75</u>	<u>100</u>	<u>(400)</u>
TOTAL	42,027	51,253	44,800	63,105	49,100	4,300
<u>SWIMMING POOL</u>						
367.200 Pool Passes	33,962	39,125	39,000	38,425	39,000	0
367.710 Daily Cash Admissions	10,001	9,226	10,000	8,166	10,000	0
367.720 Swimming Lessons	6,678	2,760	4,000	3,343	4,000	0
367.740 Concession Stand	7,427	17,065	18,000	18,331	18,000	0
367.750 Pool Rental	780	1,945	2,000	2,960	2,000	0
367.800 Locker Rental	<u>0</u>	<u>243</u>	<u>125</u>	<u>0</u>	<u>0</u>	<u>(125)</u>
TOTAL	58,848	70,364	73,125	71,225	73,000	(125)
<u>MISCELLANEOUS REVENUE</u>						
380.000 Misc. Revenue/Refunds	499	62,193	3,000	3,000	3,000	0
380-100 CARES Act/ARPA	<u>252,881</u>	<u>253,680</u>	<u>0</u>	<u>0</u>	<u>0</u>	<u>0</u>
TOTAL	253,380	315,873	3,000	3,000	3,000	0
<u>INTERFUND TRANSFERS</u>						
392.007 Tran. From Capital	0	677,645	0	0	0	0
392.008 Tran. From San Sewer Fund	2,378,319	2,140,188	0	0	0	0
392.060 Tran. From Real Estate Escrow	0	0	60,000	25,000	30,000	(30,000)
392.350 Tran. From Liquid Fuels Fund	<u>113,699</u>	<u>142,563</u>	<u>130,000</u>	<u>130,000</u>	<u>132,000</u>	<u>2,000</u>
TOTAL	2,492,018	2,960,397	190,000	155,000	162,000	(28,000)

REVENUES		2021	2022	2023	2023	2024	2024 Budget
		Actual	Actual	Budget	Projected	Budget	VS 2023 Budget
<u>PRIVATE SECTOR REIMBURSEMENTS</u>							
396.000	Ross Dev. - Traffic Signal	1,301	1,312	1,100	1,300	1,300	200
397.000	Kossman Dev - Traffic Signal	774	711	625	710	700	75
398.000	Foster Plaza - Traffic Signal	<u>2,867</u>	<u>2,625</u>	<u>2,300</u>	<u>2,675</u>	<u>2,600</u>	<u>300</u>
	TOTAL	4,942	4,647	4,025	4,685	4,600	575
<u>FUND BALANCE</u>							
399.000	Prior Year Reserve	<u>458,493</u>	<u>0</u>	<u>0</u>	<u>0</u>	<u>0</u>	<u>0</u>
	TOTAL	458,493	0	0	0	0	0
TOTAL REVENUES		9,825,552	9,946,755	6,481,604	6,772,980	6,654,204	172,600



EXPENDITURES

2024 BUDGET

GENERAL FUND

SUMMARY OF EXPENDITURES

	2021	2022	2023	2023	2024	2024 Budget
	Actual	Actual	Budget	Projected	Budget	VS
						2023 Budget
400 Borough Council & Mayor	25,550	31,014	37,825	30,485	37,825	0
401 Executive Administration	569,404	633,491	639,438	631,244	658,738	19,300
402 Financial Administration	47,760	41,959	51,500	50,544	54,000	2,500
403 Tax Collection	36,934	38,341	42,400	39,351	41,400	(1,000)
404 Legal Services	70,719	54,227	77,200	52,200	67,200	(10,000)
408 Engineering Services	41,422	71,067	31,800	39,800	41,800	10,000
409 Buildings Maintenance	97,662	128,444	133,900	149,945	141,800	7,900
410 Police Department	1,915,666	2,046,828	2,114,977	2,000,404	2,154,958	39,981
411 Fire Protection	183,174	207,413	199,906	219,099	249,347	49,442
414 Planning/Zoning/Code Enf.	137,244	108,397	131,616	119,415	131,850	234
419 School Crossing Guards	42,974	48,143	48,913	48,551	49,490	577
427 Garbage Collection	433,144	443,426	459,832	453,600	474,488	14,656
430 Public Works Department	999,455	976,491	989,372	942,581	1,007,249	17,876
432 Snow and Ice Removal	58,333	75,660	65,000	42,500	65,000	0
433 Traffic Signal Maintenance	2,976	8,006	8,000	20,000	8,000	0
434 Street & Signal Lighting	91,192	83,274	82,000	87,559	88,000	6,000
436 Sewer Maintenance	1,915,667	2,053,986	0	0	0	0
437 Tool & Machinery Repair	44,881	54,806	52,100	55,050	56,100	4,000
450 Recreation	44,865	134,373	149,688	151,930	154,714	5,026
452 Swimming Pool	242,212	307,697	322,018	302,507	346,056	24,038
454 Parks & Public Property	125,326	129,721	137,600	143,525	147,100	9,500
456 Library	365,709	353,644	317,322	310,449	319,386	2,064
462 Community Development	4,466	6,070	5,000	3,000	5,000	0
471 Debt Service - Principal	325,000	295,000	86,940	86,940	87,000	60
472 Debt Service - Interest	182,999	201,004	60,105	55,219	55,754	(4,351)
481 Intergovt. Expenditures	9,207	8,178	9,500	13,419	13,500	4,000
486 Insurance Premiums	114,035	115,247	117,552	117,541	118,350	798
491 Refunds	70,012	2,011	60,100	23,767	30,100	(30,000)
493 Transfer to Other Funds	1,627,614	1,281,285	50,000	50,000	50,000	0
	9,825,602	9,939,201	6,481,604	6,240,625	6,654,204	172,600

EXPENDITURES	2021 Actual	2022 Actual	2023 Budget	2023 Projected	2024 Budget	2024 Budget VS 2023 Budget
<u>BOROUGH COUNCIL AND MAYOR</u>						
400.100 Salaries	13,293	14,700	14,700	14,700	14,700	0
400.161 Social Security (FICA)	1,010	1,125	1,125	1,125	1,125	0
400.300 Miscellaneous	50	109	500	100	500	0
400.420 Association Dues	3,779	3,397	4,500	3,560	4,500	0
400.460 Conferences/Seminars	7,200	10,158	12,000	10,000	12,000	0
400.500 Grants/Donations	<u>217</u>	<u>1,525</u>	<u>5,000</u>	<u>1,000</u>	<u>5,000</u>	<u>0</u>
TOTAL	25,550	31,014	37,825	30,485	37,825	0
<u>EXECUTIVE (ADMINISTRATION)</u>						
401.100 Salaries/Wages FT	285,344	291,260	299,986	298,116	307,059	7,073
401.156 Workers' Compensation	599	898	905	1,214	1,220	315
401.157 Insurance	74,231	70,030	70,507	70,746	72,433	1,925
401.160 Pension	39,577	36,486	39,000	38,000	39,000	0
401.161 Social Security (FICA)	26,765	23,668	24,640	24,521	25,326	687
401.180 Wages - Part-Time	49,956	22,567	25,000	21,918	23,000	(2,000)
401.183 Overtime	255	1,675	2,000	500	2,000	0
401.216 Office Supplies	1,108	2,780	3,000	3,000	3,000	0
401.217 Office Equipment	1,613	2,028	4,000	4,000	4,000	0
401.218 Computer	42,480	81,305	62,000	59,000	60,000	(2,000)
401.300 Miscellaneous	0	6	100	0	100	0
401.310 Professional Services	10,642	36,016	45,000	30,000	35,000	(10,000)
401.321 Telephone	4,900	5,419	5,000	4,000	4,100	(900)
401.325 Postage	10,978	12,520	13,500	13,000	13,500	0
401.331 Travel	115	1,082	2,000	1,000	2,000	0
401.341 Legal Advertising	3,747	4,198	8,000	4,200	6,000	(2,000)
401.342 Printing	11,256	16,709	14,000	14,000	14,000	0
401.420 Association Dues	930	765	1,800	765	1,000	(800)
401.450 Ordinance Codification	1,195	7,765	6,000	2,000	6,000	0
401.451 Civil Service	3,003	12,570	8,000	37,064	35,000	27,000
401.460 Conference/Seminars	<u>710</u>	<u>3,745</u>	<u>5,000</u>	<u>4,200</u>	<u>5,000</u>	<u>0</u>
TOTAL	569,404	633,491	639,438	631,244	658,738	19,300
<u>FINANCIAL ADMINISTRATION</u>						
402.215 Copier Maintenance/Supplies	11,272	5,471	8,000	5,000	6,000	(2,000)
402.311 Audit Services	20,002	20,002	26,000	26,114	28,000	2,000
402.312 Payroll Services	13,688	12,561	13,500	15,430	16,000	2,500
402.374 Equipment Maintenance	<u>2,797</u>	<u>3,924</u>	<u>4,000</u>	<u>4,000</u>	<u>4,000</u>	<u>0</u>
TOTAL	47,760	41,959	51,500	50,544	54,000	2,500

EXPENDITURES		2021	2022	2023	2023	2024	2024 Budget
		Actual	Actual	Budget	Projected	Budget	VS 2023 Budget
<u>TAX COLLECTION</u>							
403.311	Earned Income Tax Comm.	21,077	22,100	22,000	22,000	22,000	0
403.312	Local Service Tax	5,970	8,019	10,000	8,100	9,000	(1,000)
403.314	Liened Tax Collection Costs	5,266	3,590	5,000	4,000	5,000	0
403.325	Postage	2,021	2,033	2,600	2,600	2,600	0
403.342	Printing Tax Duplicate	600	599	800	651	800	0
403.353	Tax Collector Bond	<u>2,000</u>	<u>2,000</u>	<u>2,000</u>	<u>2,000</u>	<u>2,000</u>	<u>0</u>
	TOTAL	36,934	38,341	42,400	39,351	41,400	(1,000)
<u>LEGAL SERVICES</u>							
404.312	Retainer	7,200	7,200	7,200	7,200	7,200	0
404.452	Legal Services	<u>63,519</u>	<u>47,027</u>	<u>70,000</u>	<u>45,000</u>	<u>60,000</u>	<u>(10,000)</u>
	TOTAL	70,719	54,227	77,200	52,200	67,200	(10,000)
<u>ENGINEERING SERVICES</u>							
408.312	Retainer	1,800	1,800	1,800	1,800	1,800	0
408.452	Engineering Services	<u>39,622</u>	<u>69,267</u>	<u>30,000</u>	<u>38,000</u>	<u>40,000</u>	<u>10,000</u>
	TOTAL	41,422	71,067	31,800	39,800	41,800	10,000
<u>BUILDING MAINTENANCE</u>							
409.226	Custodial Service	10,763	13,039	13,000	13,000	13,000	0
409.300	Miscellaneous	0	79	100	50	100	0
409.361	Electricity - Municipal Center	28,098	33,754	34,000	33,360	34,000	0
409.362	Natural Gas - Municipal Center	8,365	17,042	15,500	16,902	17,000	1,500
409.364	ALCOSAN Charges	751	1,220	1,200	2,377	2,400	1,200
409.366	Water	5,102	5,204	6,600	7,256	7,300	700
409.373	Building Repairs	6,028	13,618	20,000	25,000	25,000	5,000
409.450	Contracted Work	38,166	44,358	43,000	52,000	43,000	0
409.740	Equipment/Furniture	<u>390</u>	<u>129</u>	<u>500</u>	<u>0</u>	<u>0</u>	<u>(500)</u>
	TOTAL	97,662	128,444	133,900	149,945	141,800	7,900

EXPENDITURES	2021 Actual	2022 Actual	2023 Budget	2023 Projected	2024 Budget	2024 Budget VS 2023 Budget
<u>POLICE DEPARTMENT</u>						
410.100 Salaries, Full-Time Officers	947,876	956,456	997,198	901,249	1,027,089	29,891
410.180 Salaries, Part -Time Officers	2,918	0	25,000	0	0	(25,000)
410.140 Salary Secretary	14,884	16,183	17,000	16,864	17,370	370
410.156 Workers' Compensation	41,932	51,148	56,000	62,002	63,000	7,000
410.157 Health Insurance	194,011	181,779	215,828	180,986	228,330	12,502
410.158 Post Retirement Benefits	11,828	10,252	13,000	13,000	14,000	1,000
410.160 Pension Expenses	245,314	251,859	253,697	253,697	231,100	(22,597)
410.161 Social Security (FICA)	86,251	91,854	97,304	97,000	98,000	696
410.162 Training Wages	4,588	2,551	12,000	4,000	27,000	15,000
410.164 Seminars	2,000	1,284	2,500	2,000	2,500	0
410.165 Education Incentive	2,800	2,800	4,200	4,200	5,400	1,200
410.170 Tuition Reimbursement	0	938	4,000	0	2,000	(2,000)
410.182 Longevity	13,550	13,750	12,550	13,950	12,850	300
410.183 Overtime	76,140	103,383	115,000	198,000	132,000	17,000
410.184 Secretary Overtime	0	0	0	0	0	0
410.187 Court Pay	27,609	75,941	65,000	45,000	65,000	0
410.188 Holiday Pay	44,651	38,921	49,000	42,000	53,020	4,020
410.189 DARE Wages	0	0	750	0	1,000	250
410.190 Training Wages (mandatory)	8,252	4,234	12,000	12,000	0	(12,000)
410.191 Uniform Allowance	6,910	7,749	12,000	12,000	17,000	5,000
410.200 Public Safety Supplies	3,437	5,945	7,000	9,669	7,000	0
410.202 Crime Prevention/Awareness	104	151	500	1,000	3,750	3,250
410.213 Personal Safety Equipment	386	198	750	750	750	0
410.215 Copy Machine Maint & Supplies	2,782	2,041	2,000	2,000	2,000	0
410.218 Computer	33,635	39,535	39,000	32,000	45,000	6,000
410.219 Office Supplies	969	757	1,000	1,500	1,500	500
410.231 Gasoline, Oil	23,109	29,992	24,000	24,000	24,000	0
410.300 Miscellaneous	450	364	1,000	800	1,000	0
410.316 Animal Control Service	26,139	29,571	29,500	24,000	25,000	(4,500)
410.321 Telephone	4,947	6,091	6,000	6,800	6,000	0
410.327 Radio Equipment Repairs	1,784	906	500	0	500	0
410.330 Detention Services	4,200	4,200	4,200	4,200	4,200	0
410.331 Travel Expenses	881	1,398	1,500	800	1,500	0
410.342 Printing	860	355	1,000	1,000	1,000	0
410.356 Police Professional Insurance	14,980	16,247	16,000	16,937	17,100	1,100
410.374 Vehicle Repair/Maint/Tires	18,023	15,478	15,000	16,000	16,000	1,000
410.420 Association Dues/Conf.	1,980	2,500	2,000	1,000	2,000	0
410.740 Police Car Purchase	45,488	80,016	0	0	0	0
TOTAL	1,915,666	2,046,828	2,114,977	2,000,404	2,154,958	39,981

EXPENDITURES	2021	2022	2023	2023	2024	2024 Budget
	Actual	Actual	Budget	Projected	Budget	VS 2023 Budget
<u>FIRE PROTECTION</u>						
411.156 Workers' Compensation	9,262	3,859	10,000	13,106	13,200	3,200
411.158 Act 172 Tax Credit	5,145	5,869	5,800	14,649	15,000	9,200
411.220 Fire Protection Supplies	966	1,055	4,000	2,000	8,000	4,000
411.231 Gasoline, Diesel Fuel	1,564	2,637	3,000	2,500	3,000	0
411.240 Fire Protection Equipment	15,481	3,717	3,000	3,000	8,000	5,000
411.250 Building Maint/Repairs	14,812	18,506	15,000	16,000	18,000	3,000
411.300 Miscellaneous	279	322	500	200	500	0
411.321 Telephone	3,018	3,482	3,200	3,100	3,200	0
411.329 Radio Service/Equipment	0	0	4,000	120	4,000	0
411.330 MRTSA Allocation	62,080	80,180	79,256	79,256	89,197	9,942
411.361 Electricity	6,443	7,472	7,000	7,000	7,100	100
411.362 Natural Gas	3,906	5,973	6,000	5,900	6,000	0
411.363 Fire Hydrants Rental	26,865	27,181	27,000	28,118	29,000	2,000
411.364 Sewage (ALCOSAN)	618	880	850	850	850	0
411.366 Water	1,079	1,266	1,300	1,300	1,300	0
411.374 Vehicle/Equip./Maint.	<u>31,655</u>	<u>45,015</u>	<u>30,000</u>	<u>42,000</u>	<u>43,000</u>	<u>13,000</u>
TOTAL	183,174	207,413	199,906	219,099	249,347	49,442
<u>PLANNING/ZONING/CODE ENFORCEMENT</u>						
414.100 Salary	60,246	67,116	72,100	71,925	74,083	1,983
414.156 Workers' Compensation	389	306	400	169	200	(200)
414.157 Insurance	25,284	14,280	11,000	9,961	10,800	(200)
414.160 Pension Expenses	18,255	7,404	7,854	7,922	8,100	246
414.161 Social Security (FICA)	3,838	5,284	5,462	5,502	5,667	205
414.200 Supplies/Books	2,511	693	1,000	500	1,000	0
414.218 Computer	1,002	0	1,000	100	1,000	0
414.231 Gasoline	0	0	0	350	400	400
414.300 Miscellaneous	140	4	100	56	100	0
414.310 Labor & Industry Fees	194	311	400	400	400	0
414.321 Telephone	1,819	1,317	1,300	1,070	1,100	(200)
414.420 Association Dues	1,067	0	1,000	1,000	1,000	0
414.430 Professional Svc./Consultant	4,897	3,273	12,000	9,000	10,000	(2,000)
414.450 Emergency Management Plan	16,683	7,372	15,000	9,460	15,000	0
414.460 Conferences/Seminars	<u>920</u>	<u>1,038</u>	<u>3,000</u>	<u>2,000</u>	<u>3,000</u>	<u>0</u>
TOTAL	137,244	108,397	131,616	119,415	131,850	234
<u>TRAFFIC SAFETY (CROSSING GUARDS)</u>						
419.100 Wages, Part-Time	37,130	42,477	42,000	42,500	43,000	1,000
419.156 Workers' Compensation	2,157	1,662	2,100	1,500	1,600	(500)
419.161 Social Security (FICA)	2,742	3,303	3,213	3,251	3,290	77
419.191 Uniforms	266	700	1,000	800	900	(100)
419.300 Miscellaneous Expense	179	0	100	0	200	100
419.356 Liability Insurance	<u>500</u>	<u>0</u>	<u>500</u>	<u>500</u>	<u>500</u>	<u>0</u>
TOTAL	42,974	48,143	48,913	48,551	49,490	577

EXPENDITURES	2021	2022	2023	2023	2024	2024 Budget VS 2023 Budget
	Actual	Actual	Budget	Projected	Budget	
<u>GARBAGE COLLECTION</u>						
427.450 Trash Collection Contract	328,732	336,888	347,832	347,100	361,782	13,950
427.451 Recycling Collection	<u>104,412</u>	<u>106,538</u>	<u>112,000</u>	<u>106,500</u>	<u>112,706</u>	<u>706</u>
TOTAL	433,144	443,426	459,832	453,600	474,488	14,656
<u>PUBLIC WORKS DEPARTMENT</u>						
430.100 Wages, Full-Time	493,051	528,596	534,000	531,130	547,063	13,063
430.101 Wages, Part-Time	1,056	2,496	30,000	25,000	30,000	0
430.156 Workers' Compensation	25,159	30,032	31,000	33,006	34,000	3,000
430.157 Insurance	158,427	156,787	156,462	144,005	155,940	(523)
430.160 Pension	67,381	80,862	83,000	80,000	83,000	0
430.161 Social Security (FICA)	41,101	43,056	45,100	42,544	44,145	(955)
430.182 Longevity	8,850	9,650	10,000	8,600	8,900	(1,100)
430.183 Overtime	24,937	18,537	25,000	18,000	25,000	0
430.191 Uniforms	3,366	8,506	7,310	8,272	12,000	4,690
430.200 Street Signs/Paint/Tools	1,960	4,932	15,000	7,000	12,000	(3,000)
430.240 Supplies	1,469	2,364	4,000	3,000	4,000	0
430.245 Road Construction Materials	694	1,294	4,000	2,000	4,000	0
430.300 Miscellaneous	612	652	600	935	600	0
430.321 Telephone	1,265	1,616	1,500	1,500	1,500	0
430.361 Electric	5,458	7,123	7,000	7,100	7,200	200
430.362 Natural Gas	9,146	12,898	12,500	12,000	12,500	0
430.364 Sewage (ALCOSAN)	4,171	7,015	4,500	6,000	6,100	1,600
430.366 Water	3,167	3,526	3,700	3,700	3,800	100
430.384 Equipment Rental	2,894	1,275	5,000	4,000	5,000	0
430.420 Association Dues/Seminars	75	338	500	300	500	0
430.431 Street Sweeping	5,600	7,000	7,200	3,990	8,000	800
430.450 Contracted Work/Rd Repairs	139,614	44,444	0	0	0	0
430.740 Mechanical Equipment	<u>0</u>	<u>3,490</u>	<u>2,000</u>	<u>500</u>	<u>2,000</u>	<u>0</u>
TOTAL	999,455	976,491	989,372	942,581	1,007,249	17,876
<u>SNOW AND ICE REMOVAL</u>						
432.245 De-Icing Supplies	54,470	73,087	60,000	40,000	60,000	0
432.260 Mechanical Equipment	<u>3,863</u>	<u>2,574</u>	<u>5,000</u>	<u>2,500</u>	<u>5,000</u>	<u>0</u>
	58,333	75,660	65,000	42,500	65,000	0
<u>HIGHWAY MAINTENANCE - TRAFFIC SIGNALS</u>						
433.452 Traffic Signals Maintenance	<u>2,976</u>	<u>8,006</u>	<u>8,000</u>	<u>20,000</u>	<u>8,000</u>	<u>0</u>
TOTAL	2,976	8,006	8,000	20,000	8,000	0

EXPENDITURES		2021	2022	2023	2023	2024	2024 Budget VS 2023 Budget
		Actual	Actual	Budget	Projected	Budget	
<u>TRAFFIC SIGNALS /STREET LIGHTS</u>							
434.452	Street, Signal Lights	<u>91,192</u>	<u>83,274</u>	<u>82,000</u>	<u>87,559</u>	<u>88,000</u>	<u>6,000</u>
	TOTAL	91,192	83,274	82,000	87,559	88,000	6,000
<u>SEWER MAINTENANCE</u>							
436.200	San. Sewage Treatment	1,473,393	1,576,250	0	0	0	0
436.210	San. Billing Collection Fee	29,019	30,167	0	0	0	0
436.220	San. Supplies	64	477	0	0	0	0
436.230	San. Sewer Misc.	458	7,858	0	0	0	0
436.235	San. Sewer Yearly Maintenance	35,116	0	0	0	0	0
436.236	San. Sewer CCTV Investigation	21,885	26,335	0	0	0	0
436.237	San. Sewer Lining	0	0	0	0	0	0
436.238	San. Sewer Structure Rehab.	48,720	161	0	0	0	0
436.240	San. Sewer Engineering Fees	72,046	15,619	0	0	0	0
436.251	San Sewer Deficiency Correction	234,966	0	0	0	0	0
436.340	Storm Sewer Engineering Fees	0	15,202	0	0	0	0
436.360	Storm Sewer Structure Rehab.	0	307,062	0	0	0	0
436.370	Storm Sewer Engineering MS4	0	69,250	0	0	0	0
436.375	Storm Sewer MS4 Services	0	1,900	0	0	0	0
436.380	Storm Sewer Misc.	0	215	0	0	0	0
436.390	Storm Sewer Prof. Services	<u>0</u>	<u>3,490</u>	<u>0</u>	<u>0</u>	<u>0</u>	<u>0</u>
	TOTAL	1,915,667	2,053,986	0	0	0	0
<u>TOOL AND MACHINERY REPAIR</u>							
437.220	Vehicle Parts/Supplies	7,007	5,928	9,500	6,000	9,500	0
437.231	Gasoline/Diesel Fuel	15,970	26,579	19,000	19,000	20,000	1,000
437.300	Miscellaneous	0	0	100	50	100	0
437.327	Radio Equipment Repair	0	0	1,500	0	1,500	0
437.374	Vehicle/Equip Maint-Repair	<u>21,905</u>	<u>22,299</u>	<u>22,000</u>	<u>30,000</u>	<u>25,000</u>	<u>3,000</u>
	TOTAL	44,881	54,806	52,100	55,050	56,100	4,000
<u>RECREATION</u>							
450.101	Wages	29,441	48,216	57,833	58,000	59,000	1,167
450.156	Workers' Compensation	2,056	2,346	2,400	2,375	2,400	0
450.161	Social Security (FICA)	3,181	3,689	4,055	4,437	4,514	459
450.220	Program Supplies	1,155	9,274	9,800	10,000	13,000	3,200
450.300	Recreation Miscellaneous	100	898	600	1,026	800	200
450.260	Special Activities	<u>8,931</u>	<u>69,951</u>	<u>75,000</u>	<u>76,092</u>	<u>75,000</u>	<u>0</u>
	TOTAL	44,865	134,373	149,688	151,930	154,714	5,026
<u>SWIMMING POOL</u>							
452.102	Wages	147,659	194,558	200,500	184,567	87,000	(113,500)
452.156	Workers' Compensation	5,691	6,828	6,500	9,523	9,800	3,300
452.161	Social Security (FICA)	11,296	14,884	15,338	14,119	6,656	(8,683)
452.191	Uniforms	2,587	2,279	2,750	3,115	3,000	250
452.220	Supplies/Chemicals	9,974	16,543	18,000	15,525	18,000	0
452.240	Concession Supplies/Equip.	10,248	23,811	25,000	25,472	25,000	0
452.260	Pool Equipment	3,554	3,084	4,000	2,159	4,000	0
452.300	Miscellaneous	999	1,388	1,000	1,723	1,000	0
452.321	Telephone	1,019	871	930	800	600	(330)
452.360	Utilities	21,988	30,528	32,000	33,027	34,000	2,000
452.374	Pool Equipment Repairs	15,348	5,362	8,000	4,687	5,000	(3,000)
452.450	Contracted Work	11,850	4,709	5,000	5,700	150,000	145,000
452.460	Special Activities	<u>0</u>	<u>2,851</u>	<u>3,000</u>	<u>2,090</u>	<u>2,000</u>	<u>(1,000)</u>
	TOTAL	242,212	307,697	322,018	302,507	346,056	24,038

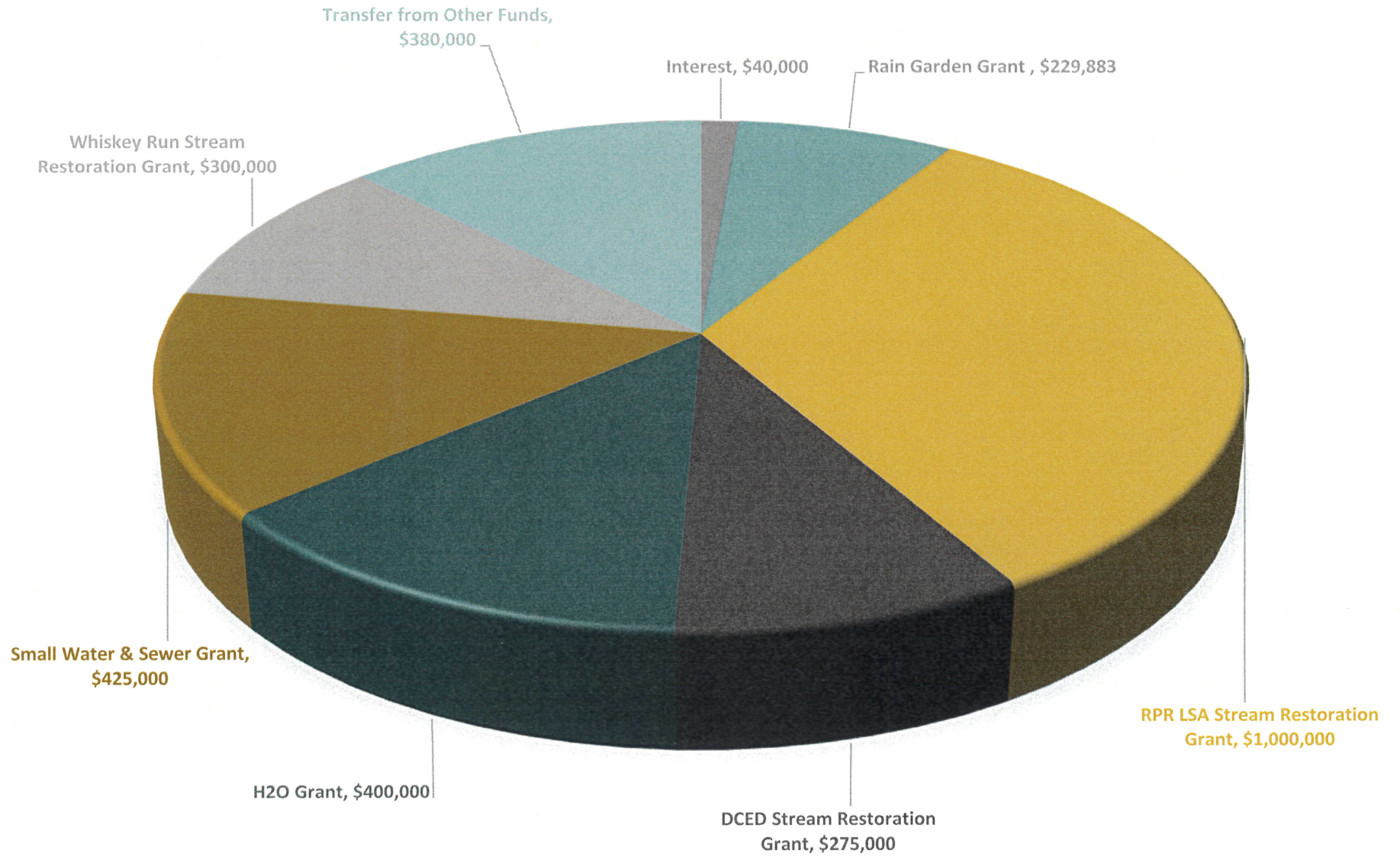
EXPENDITURES		2021	2022	2023	2023	2024	2024 Budget VS 2023 Budget
		Actual	Actual	Budget	Projected	Budget	
<u>PARKS AND PUBLIC PROPERTY</u>							
454.220	Supplies/Materials/Repairs	12,092	12,001	18,000	18,000	18,000	0
454.300	Miscellaneous	0	0	100	25	100	0
454.321	Telephone	482	454	500	0	0	(500)
454.360	Utilities	53,768	59,644	50,000	53,000	54,000	4,000
454.450	Contracted Work	49,976	50,262	50,000	42,000	50,000	0
454.550	Tree Planting/Pruning	0	0	9,000	13,000	15,000	6,000
454.740	Playground/Park Equipment	<u>9,008</u>	<u>7,360</u>	<u>10,000</u>	<u>17,500</u>	<u>10,000</u>	<u>0</u>
	TOTAL	125,326	129,721	137,600	143,525	147,100	9,500
<u>LIBRARY</u>							
456.101	Wages/Salaries	167,963	185,960	207,744	199,464	205,000	(2,744)
456.156	Workers' Compensation	389	507	760	1,153	1,200	440
456.157	Insurance	82,051	73,710	73,679	73,625	75,774	2,095
456.160	Pension	16,088	18,888	19,555	20,284	21,000	1,445
456.161	Social Security (FICA)	12,463	13,859	14,765	15,259	15,683	918
456.216	Office Supplies	545	0	0	0	0	0
456.300	Miscellaneous	122	140	200	44	100	(100)
456.310	Professional Services	135	0	0	0	0	0
456.321	Telephone	1,949	579	620	620	630	10
456.500	General Allocation	60,000	60,000	0	0	0	0
456.510	Library Materials	12,205	0	0	0	0	0
456.520	Library Supplies	1,137	0	0	0	0	0
456.530	Furniture and Equipment	196	0	0	0	0	0
456.540	Lease of Equipment	6,702	0	0	0	0	0
456.550	Children's PR Programs	2,062	0	0	0	0	0
456.560	Adult PR Programs	1,409	0	0	0	0	0
456.740	Prof Liability Insurance	<u>293</u>	<u>0</u>	<u>0</u>	<u>0</u>	<u>0</u>	<u>0</u>
	TOTAL	365,709	353,644	317,322	310,449	319,386	2,064
<u>COMMUNITY DEVELOPMENT</u>							
462.350	Community Marketing	<u>4,466</u>	<u>6,070</u>	<u>5,000</u>	<u>3,000</u>	<u>5,000</u>	0
	TOTAL	4,466	6,070	5,000	3,000	5,000	0
<u>DEBT SERVICE - PRINCIPAL</u>							
471.400	2021 Bond Issue-General	78,683	85,137	86,940	86,940	87,000	60
471.420	2021 Bond Issue-San Sewer	<u>246,318</u>	<u>209,863</u>	<u>0</u>	<u>0</u>	<u>0</u>	<u>0</u>
	TOTAL	325,000	295,000	86,940	86,940	87,000	60
<u>DEBT SERVICE - INTEREST</u>							
472.400	2021 Bond Issue-General	41,445	57,791	57,605	54,465	55,000	(2,605)
472.420	2021 Bond Issue-San Sewer	129,743	142,458	0	0	0	0
472.600	Tax Anticipation Loan	11,811	0	0	0	0	0
472.601	Bonds - Admin. Fee	<u>0</u>	<u>754</u>	<u>2,500</u>	<u>754</u>	<u>754</u>	<u>(1,746)</u>
	TOTAL	182,999	201,004	60,105	55,219	55,754	(4,351)
<u>INTERGOVERNMENTAL EXPENDITURES</u>							
481.000	COG Dues	<u>9,207</u>	<u>8,178</u>	<u>9,500</u>	<u>13,419</u>	<u>13,500</u>	<u>4,000</u>
	TOTAL	9,207	8,178	9,500	13,419	13,500	4,000

EXPENDITURES	2021 Actual	2022 Actual	2023 Budget	2023 Projected	2024 Budget	2024 Budget VS 2023 Budget
<u>INSURANCE PREMIUMS</u>						
486.354 Public Officials	12,408	13,015	13,275	13,683	13,800	525
486.355 Umbrella Policy	16,002	16,482	16,812	16,712	16,850	38
486.356 General Liability	32,741	31,280	31,906	31,806	31,900	(6)
486.358 Commercial Automobile	30,408	31,320	31,946	31,900	32,000	54
486.359 Property Coverage	<u>22,476</u>	<u>23,150</u>	<u>23,613</u>	<u>23,440</u>	<u>23,800</u>	<u>187</u>
TOTAL	114,035	115,247	117,552	117,541	118,350	798
<u>REFUNDS - PRIOR YEARS</u>						
491.002 Property Tax Refunds	69,932	1,971	60,000	23,747	30,000	(30,000)
491.004 Miscellaneous Refunds	<u>80</u>	<u>40</u>	<u>100</u>	<u>20</u>	<u>100</u>	<u>0</u>
TOTAL	70,012	2,011	60,100	23,767	30,100	(30,000)
<u>TRANSFER TO OTHER FUNDS</u>						
493.001 Transfer to RE Tax Escrow	0	0	0	0	0	0
493.007 Transfer to Capital	1,577,614	1,231,285	0	0	0	0
493.002 Transfer to Fire Apparatus	<u>50,000</u>	<u>50,000</u>	<u>50,000</u>	<u>50,000</u>	<u>50,000</u>	<u>0</u>
TOTAL	1,627,614	1,281,285	50,000	50,000	50,000	0
	9,825,602	9,939,201	6,481,604	6,240,625	6,654,204	172,600

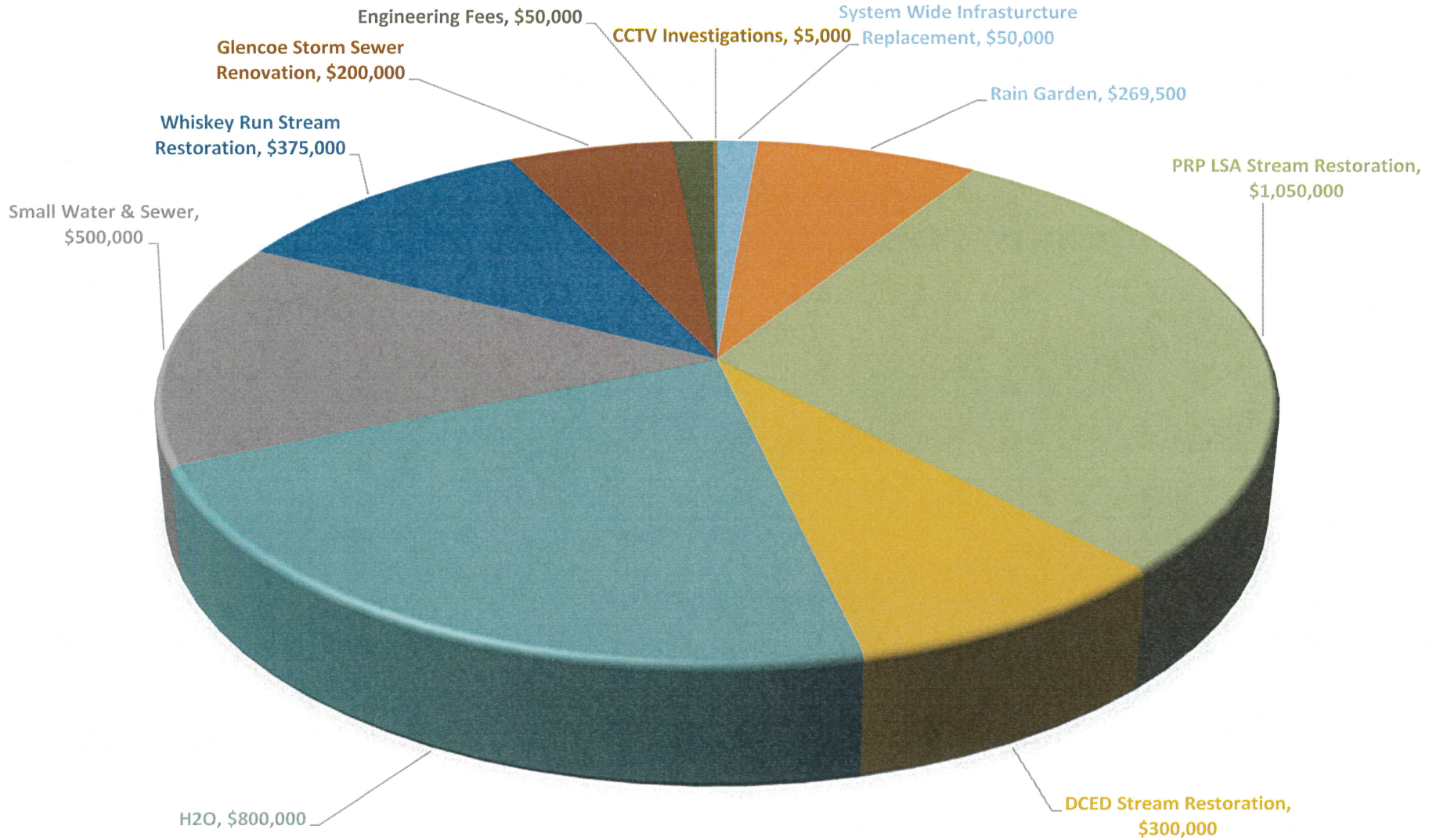


SPECIAL FUNDS

STORM SEWER REVENUES



STORM SEWER EXPENSES



2024 BUDGET

04 STORM SEWER FUND

	2021	2022	2023	2023	2024
	Actual	Actual	Budget	Projected	Budget
INCOME					
Beginning Balance 1/1	26,204	26,207	26,586	26,586	562,385
REVENUE					
04.341.000 Interest	3	378	175	45,018	40,000
04.364.110 Tap in Fees	0	0	0	0	0
04.364.400 Rain Gardens Grant - Pending	0	0	269,500	0	229,883
04.364.300 Stream Restoration/PRP LSA Grant - Awarded	0	0	700,000	0	1,000,000
04.364.200 DCED Stream Restoration Grant - Awarded	0	0	275,000	0	275,000
04.364.220 H2O Grant-Pending	0	0	0	0	400,000
04.364.230 Small Water & Sewer Grant - Pending	0	0	0	0	425,000
04.364.240 Whiskey Run Stream Restoration - Pending	0	0	0	0	300,000
04.380.000 Miscellaneous	0	0	0	17,414	0
04.392.000 Transfer From Other Funds	<u>0</u>	<u>0</u>	<u>683,603</u>	<u>581,063</u>	<u>380,000</u>
Revenue Total	3	378	1,928,278	643,495	3,049,883
TOTAL INCOME	26,207	26,586	1,954,864	670,080	3,612,268
EXPENDITURES					
04.436.200 System Wide Infrastructure Replacements	0	0	250,000	66,193	50,000
04.436.210 Staff Salary Allocation	0	0	48,900	0	0
04.436.246 Storm Sewer Fee Study	0	0	25,000	0	0
04.436.260 Rain Garden Grant	0	0	269,500	9,752	270,451
04.436.270 Stream Restoration/PRP LSA Grant	0	0	910,000	0	1,050,000
04.436.290 DCED Stream Restoration Grant	0	0	316,250	0	300,000
04.436.250 H2O Grant	0	0	0	0	800,000
04.436.230 Small Water & Sewer Grant	0	0	0	0	500,000
04.436.330 Whiskey Run Stream Restoration Grant	0	0	0	0	375,000
04.436.340 Glencoe Storm Sewer Renovation	0	0	0	0	200,000
04.436.400 Engineering Fees	0	0	125,000	30,000	50,000
04.436.470 CCTV Investigations	<u>0</u>	<u>0</u>	<u>10,000</u>	<u>1,750</u>	<u>5,000</u>
TOTAL EXPENDITURES	0	0	1,954,650	107,695	3,600,451
BALANCE	26,207	26,586	214	562,385	11,817

24 Public Works Equipment Fund	36,874	44,212
25 Solid Waste Collection fund	220,430	223,338
71 EIT Unallocated Escrow Fund	309,030	313,513
98 Insurance Dividend Fund	<u>117,269</u>	<u>0</u>
	683,603	581,063



MEMO

846 Fourth Avenue, Coraopolis, PA 15108
(412) 264-4400 • (412) 264-1200 Fax

TO: Judy Miller, Manager
DATE: November 13, 2023
FROM: Jason E. Stanton, P.E.
Marco S. Marino, E.I.
S. O. NO.: 441-002
cc: Wendy Steffes
Kary Rahner
SUBJECT: **Holiday Drive and
Mansfield Avenue
Storm Sewer Improvements
Planning**

Background/ Purpose:

The purpose of this memo is to summarize and present Green Tree Borough's options available associated with rehabilitating and repairing the storm sewer located on Holiday Drive and Mansfield Avenue.

CCTV inspection of the storm sewer system revealed significant degradation of the corrugated metal pipe (CMP) that exists from Foster Plaza 0 down to the intersection of Mansfield Avenue and Trumbull Drive.

Existing Conditions:

CCTV findings are presented in schematic form:

1. Please refer to Attachment 1 - Storm Sewer Schematic with photos along Holiday Drive.
2. Please refer to Attachment 2 - Storm Sewer Schematic with photos along Mansfield Avenue.

Budgetary Planning:

1. Based on the September 6, 2023 Infrastructure Committee Meeting, it was generally concurred to develop a strategy for planned improvements in a near term (1-2 year) timeline horizon.
2. An OPC was developed in August 2023, please refer to Attachment 3. To develop this OPC, LSSE used the 2023 Roads and Sewer Maintenance Contract unit prices, quotation from Insight Pipe for Cured-In-Place lining (pipe diameters less than 30 in) and quotation from National Gunitite for shotcrete pipe rehabilitation (pipe diameters greater than 30 in).

As shown, the preliminary OPC including a 40% allowance for soft costs and contingency is \$1.6M.

3. The scope of work would include 540 LF of in-trench replacement of storm sewer, 560 LF of CIPP lining of RCP, 140 LF of CIPP lining of CMP and 1,300 LF of Gunitite (Shotcrete) restoration and 1 catch basin replacement. Please refer to Attachment 4 and Attachment 5 for a preliminary scope of work graphic.

Funding Opportunities:

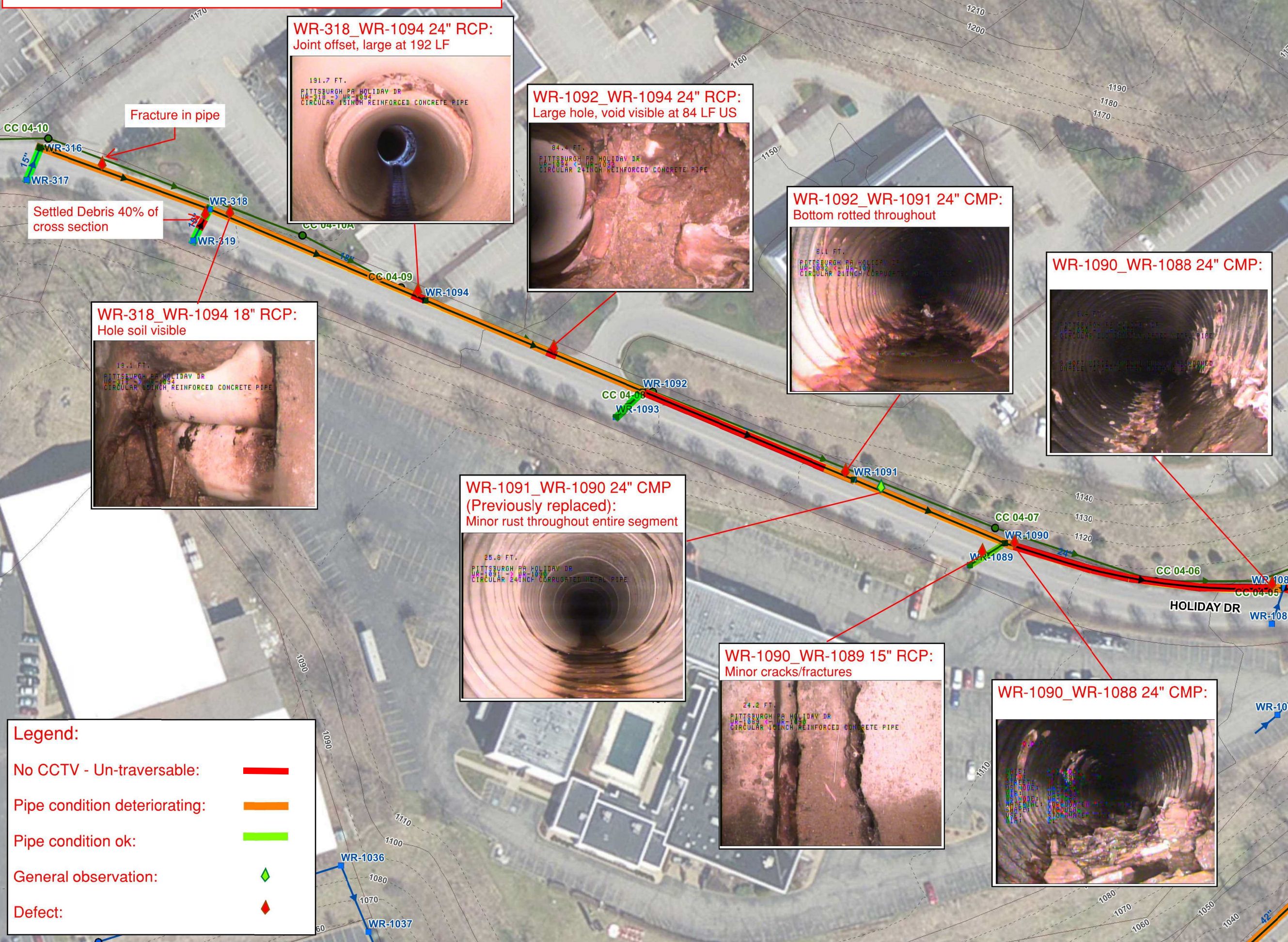
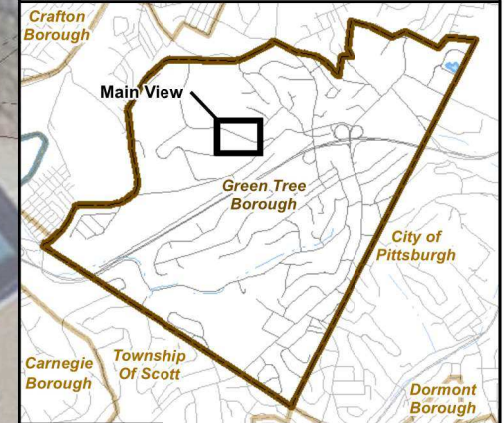
1. It is anticipated that a CFA Small Water and a CFA H2O PA grant application will be filed with CFA / DCED. It is anticipated that the Small Water and Sewer application will be a grant request for \$351,600.00 (\$63,000.00 match) while the H2O PA application will be a grant request for \$563,500.00 (\$281,800.00 match). The application deadlines will be established at the next CFA Board meeting currently scheduled for November 21, 2023.
2. Small Water and Sewer grant application.
 - OPC = \$414,600 (refer to Attachment 6)
 - Graphical scope of work = please refer to Attachment 7.
3. H2O PA grant application.
 - OPC = \$845,300 (refer to Attachment 8)
 - Graphical scope of work = please refer to Attachment 9 and Attachment 10.
4. Funding summary- assuming grant allocation of \$915,100 the Borough match would be \$344,800 (either a general fund contribution or bond fund contribution or combination of both). It is noted that if either grant funding program is awarded the project will need to be designed and publicly bid with grant funding agreements attached to the specs.

Implementation Schedule:

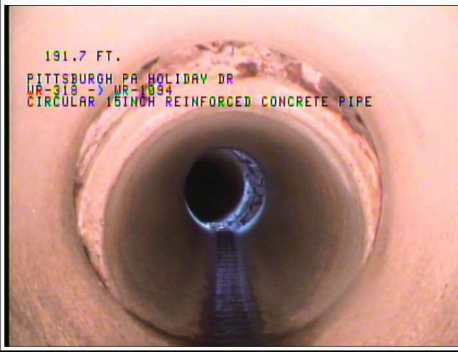
1. Grant funding schedule:
 - November 21, 2023 CFA board meeting – will establish grant program requirements and deadlines.
 - March 31, 2024 (assumed) grant program submittal deadlines.
 - November 2024 (assumed) grant funding awards.
 - December 2024 (assumed) grant contract administration.
2. Design/Bidding/Construction:
 - January 2024 – design start.
 - November 2024 – design completion.
 - January 2025 – bidding (following grant contract administration).
 - March 2025 – construction contract award.
 - April-December 2025 – construction.

Attachment 1: Storm sewer schematic with photos along Holiday Drive

Holiday Drive Extended Storm Sewer CCTV
Green Tree Borough
10 West Manilla Ave
Pittsburgh PA, 15220



WR-318_WR-1094 24" RCP:
Joint offset, large at 192 LF




WR-1092_WR-1094 24" RCP:
Large hole, void visible at 84 LF US




WR-1092_WR-1091 24" CMP:
Bottom rotted throughout



WR-1090_WR-1088 24" CMP:



WR-318_WR-1094 18" RCP:
Hole soil visible



WR-1091_WR-1090 24" CMP
(Previously replaced):
Minor rust throughout entire segment



WR-1090_WR-1089 15" RCP:
Minor cracks/fractures



WR-1090_WR-1088 24" CMP:



Legend:

- No CCTV - Un-traversable: █
- Pipe condition deteriorating: █
- Pipe condition ok: █
- General observation: ◆
- Defect: ◆

- Sanitary Manhole (Green Tree Borough)
- Sanitary Sewer (Green Tree Borough)
- Stormwater Inlet (Green Tree Borough)
- Stormwater Manhole (Green Tree Borough)
- Stormwater Sewer (Green Tree Borough)
- █ Storm Sewer CCTV Scope
- ~ Stream
- Intermediate Contour (10 ft)
- Index Contour (50 ft)
- Parcel Boundary
- Municipal Boundary

LSSE
Civil Engineers and Surveyors

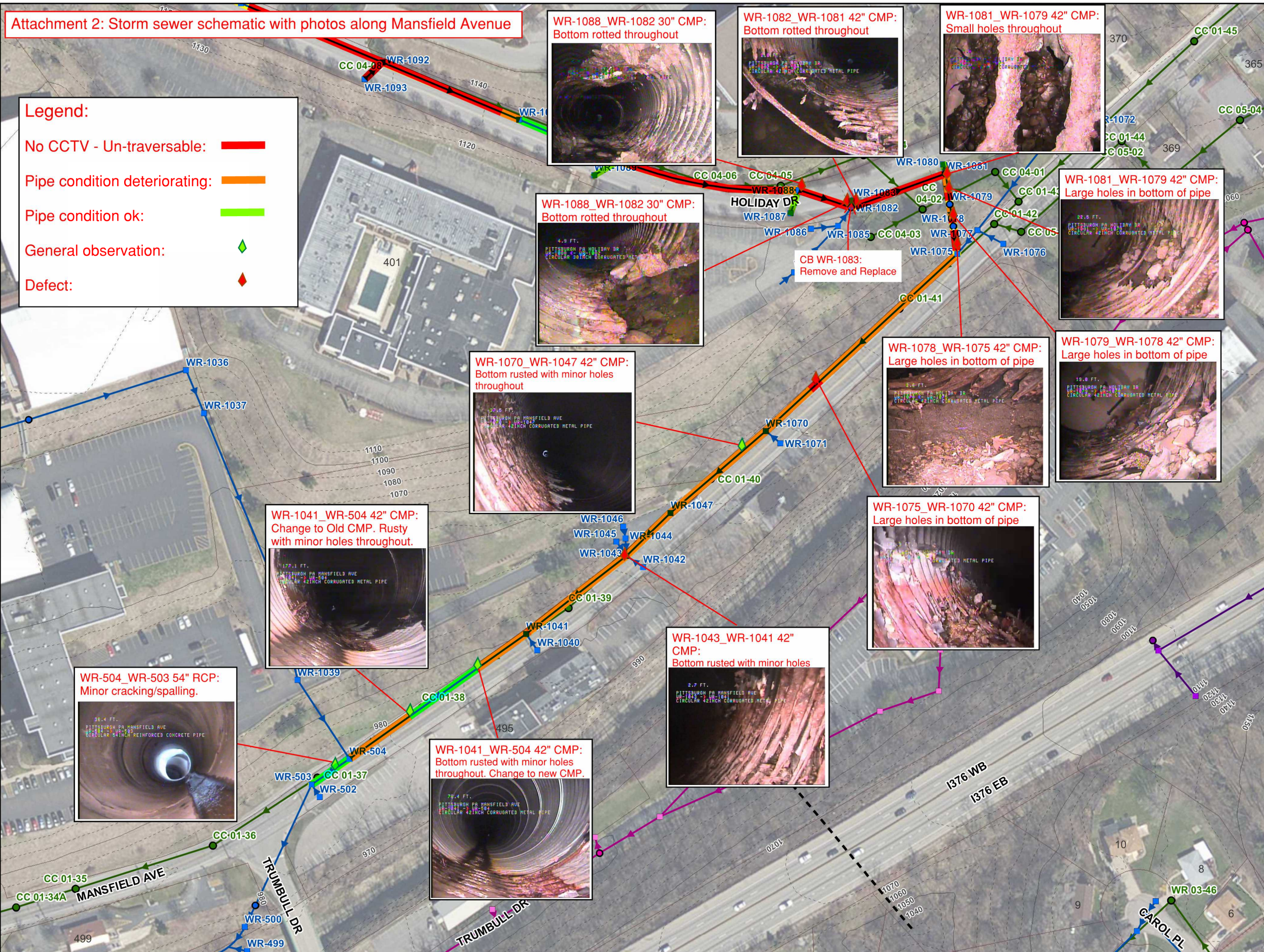
846 4th Avenue
Coraopolis, Pennsylvania 15108
Phone: 412-264-4400
Fax: 412-264-1200
email: info@lsse.com

Path: N:\PROJ\441\GIS\GreenTree_Holiday\StormSewerExtendedCCTV\Scope_Tab\ld.mxd (Date Exported: 5/17/2023)

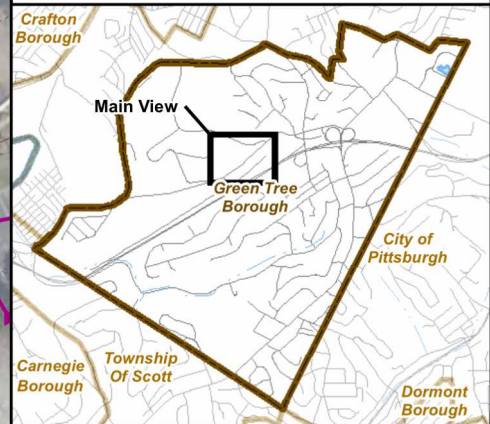
Attachment 2: Storm sewer schematic with photos along Mansfield Avenue

Legend:

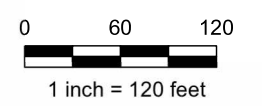

- No CCTV - Un-traversable: █
- Pipe condition deteriorating: █
- Pipe condition ok: █
- General observation: ◆
- Defect: ◆



Holiday Drive Storm Sewer CCTV
Green Tree Borough
10 West Manilla Ave
Pittsburgh PA, 15220



- Sanitary Manhole (Green Tree Borough)
- Sanitary Sewer (Green Tree Borough)
- Stormwater Inlet (Green Tree Borough)
- Stormwater Inlet (Private)
- Stormwater Inlet (PennDOT)
- Stormwater Manhole (Green Tree Borough)
- Stormwater Manhole (Private)
- Stormwater Manhole (PennDOT)
- Stormwater Sewer (Green Tree Borough)
- Stormwater Sewer (PennDOT)
- Stormwater Sewer (Private)
- Storm Culvert
- █ Storm Sewer CCTV Scope
- ~ Stream
- Intermediate Contour (10 ft)
- Index Contour (50 ft)
- Parcel Boundary
- Municipal Boundary



Path: N:\PROJ\441\GIS\GreenTree_HolidayDrStormSewerCCTV\Schematic.mxd (Date Exported: 5/17/2023)

Attachment 3
OPINION OF PROBABLE COST

GREEN TREE BOROUGH
HOLIDAY DRIVE AND MANSFIELD DRIVE STORM SEWER REPAIR

Lennon, Smith, Souleret Engineering, Inc.

Dated: AUGUST 24, 2023

ITEM NO.	DESCRIPTION	QUANTITY	UNIT	UNIT PRICE	TOTAL PRICE
1	Asphalt Pavement 2.0" Binder & 1.5" Wearing	1500	SY	\$ 90.75	\$ 136,125.00
2	Replacement of Inlet (0'-4' depth)	1	LF	\$ 2,065.00	\$ 2,065.00
3	15" RCP Pipe - 4' to 10' depth	10	LF	\$ 390.00	\$ 3,900.00
4	24" RCP Pipe - 4' to 10' depth	460	LF	\$ 350.00	\$ 161,000.00
5	36" RCP Pipe - 4' to 10' depth	70	LF	\$ 415.00	\$ 29,050.00
6	4 Person Crew Time	80	HR	\$ 730.00	\$ 58,400.00
7	Maintenance and Protection of Traffic	80	HR	\$ 260.00	\$ 20,800.00
8	CIPP Lining (Segments < 30" diameter)	1	LS	\$ 117,371.00	\$ 117,371.00
9	Shotcrete Restoration (segments 30" < diameter)	1	LS	\$ 607,000.00	\$ 607,000.00
SUBTOTAL					\$1,136,000.00
40% SOFT COSTS & CONTINGENCY					\$454,400.00
TOTAL					\$1,590,400.00
USE					\$1,600,000.00

Attachment 5: Mansfield Avenue Storm Sewer Repair Scope

Preliminary Repair Scope:

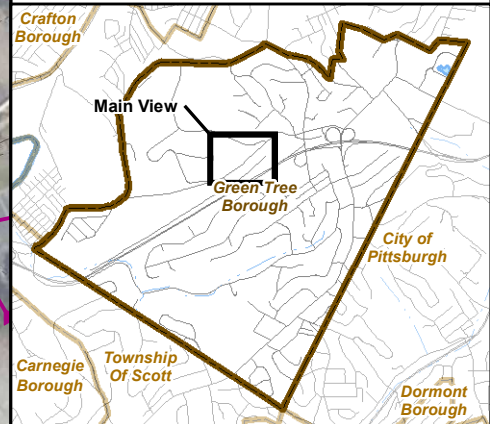
- In-Trench Pipe Replacement: █
- Shotcrete Pipe Rehabilitation: █
- CIPP Lining: █
- Not in scope: █

WR-1088_WR-1082:
 Item 1: 200 SY Asphalt Restoration
 Item 2: Replacement of Inlet WR-1083
 Item 5: 36" RCP In-Trench Repair ~70 LF

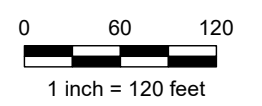

WR-1083_WR-504:
 -Item 9: Shotcrete Rehabilitation of 42" Sewer ~1,300 LF

Refer to Attachment 4

Mansfield Avenue Storm Sewer
 Green Tree Borough
 10 West Manilla Ave
 Pittsburgh PA, 15220



- Sanitary Manhole (Green Tree Borough)
- Sanitary Sewer (Green Tree Borough)
- Stormwater Inlet (Green Tree Borough)
- Stormwater Inlet (Private)
- Stormwater Inlet (PennDOT)
- Stormwater Manhole (Green Tree Borough)
- Stormwater Manhole (Private)
- Stormwater Manhole (PennDOT)
- Stormwater Sewer (Green Tree Borough)
- Stormwater Sewer (PennDOT)
- Stormwater Sewer (Private)
- - - Storm Culvert
- █ Storm Sewer CCTV Scope
- ~ Stream
- - - Intermediate Contour (10 ft)
- - - Index Contour (50 ft)
- ▭ Parcel Boundary
- ▭ Municipal Boundary



Path: N:\PROJ\411GIS\GreenTree_HolidayDS\StormSewerCCTV\Scope_Tablehold.mxd (Date Exported: 5/17/2)

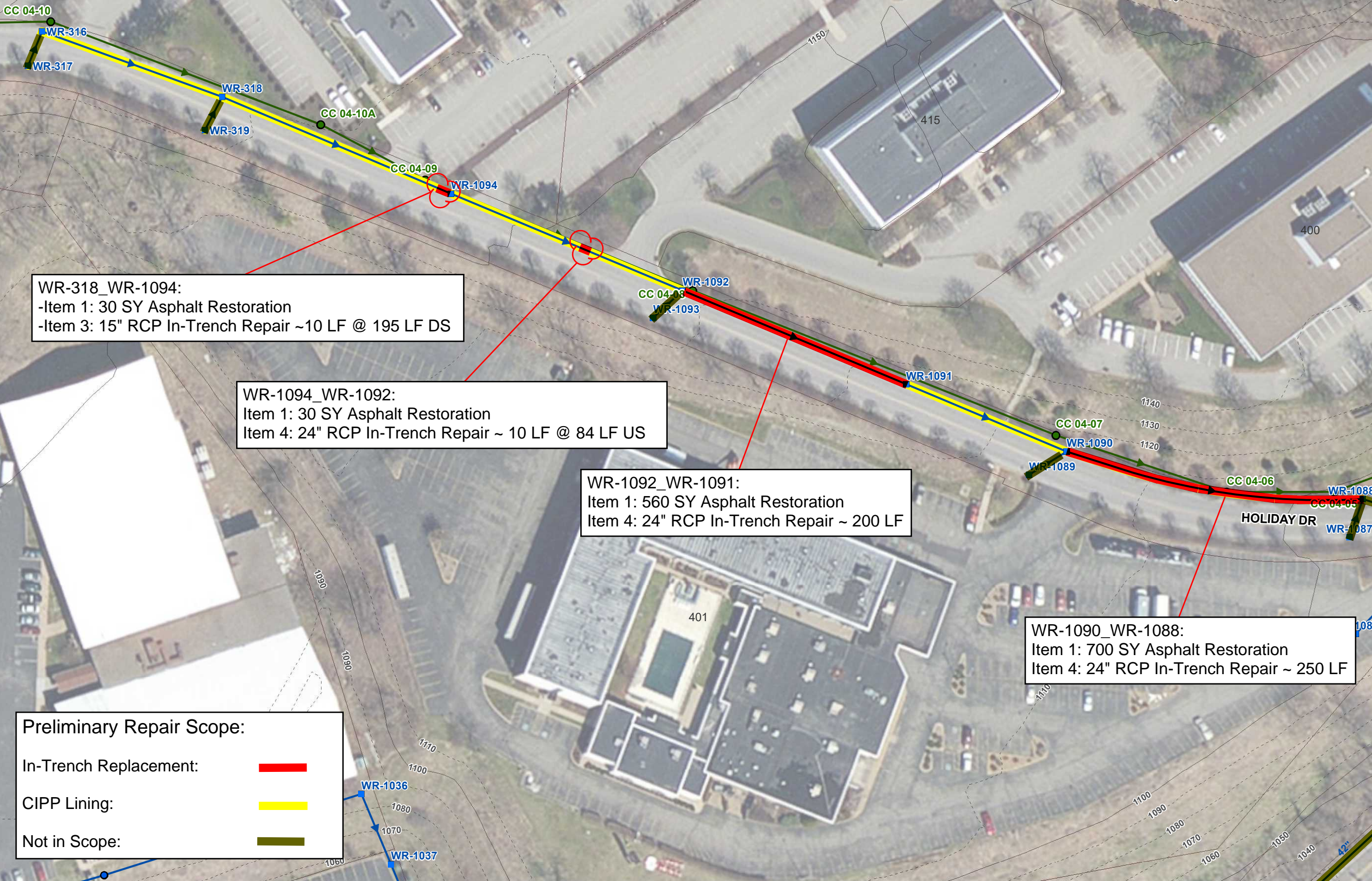
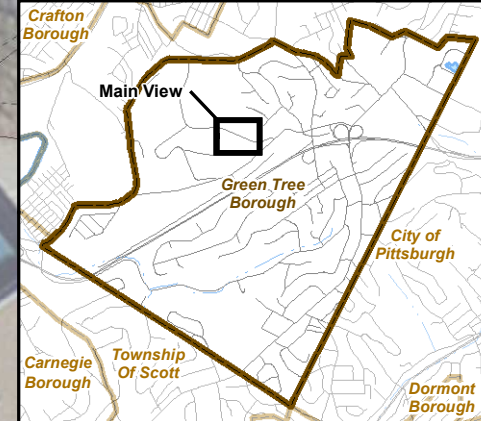
Attachment 6
OPINION OF PROBABLE COST

GREEN TREE BOROUGH
HOLIDAY DRIVE AND MANSFIELD DRIVE STORM SEWER REPAIR
PA SMALL WATER AND SEWER GRANT
Lennon, Smith, Souleret Engineering, Inc.
Dated: NOVEMBER 11, 2023

ITEM NO.	DESCRIPTION	QUANTITY	UNIT	UNIT PRICE	TOTAL PRICE
1	Asphalt Pavement 2.0" Binder & 1.5" Wearing	1300	SY	\$ 90.75	\$ 117,975.00
2	15" RCP Pipe - 4' to 10' depth	10	LF	\$ 390.00	\$ 3,900.00
3	24" RCP Pipe - 4' to 10' depth	460	LF	\$ 350.00	\$ 161,000.00
4	4 Person Crew Time	72	HR	\$ 730.00	\$ 52,560.00
5	Maintenance and Protection of Traffic	72	HR	\$ 260.00	\$ 18,720.00
CONSTRUCTION SUBTOTAL					\$355,000.00
2% ADMINISTRATION					\$7,100.00
5% CONTINGENCY					\$17,000.00
10% ENGINEERING					\$35,500.00
TOTAL					\$414,600.00
FUNDING REQUESTED					\$351,600.00
LOCAL SHARE					\$63,000.00
% MATCH					15%

Attachment 7: Holiday Drive Storm Sewer - PA Small Water and Sewer Repair Scope

Holiday Drive Storm Sewer
Green Tree Borough
10 West Manilla Ave
Pittsburgh PA, 15220



WR-318_WR-1094:
-Item 1: 30 SY Asphalt Restoration
-Item 3: 15" RCP In-Trench Repair ~10 LF @ 195 LF DS

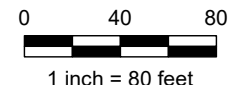
WR-1094_WR-1092:
Item 1: 30 SY Asphalt Restoration
Item 4: 24" RCP In-Trench Repair ~ 10 LF @ 84 LF US

WR-1092_WR-1091:
Item 1: 560 SY Asphalt Restoration
Item 4: 24" RCP In-Trench Repair ~ 200 LF

WR-1090_WR-1088:
Item 1: 700 SY Asphalt Restoration
Item 4: 24" RCP In-Trench Repair ~ 250 LF

Preliminary Repair Scope:
In-Trench Replacement: █
CIPP Lining: █
Not in Scope: █

- Sanitary Manhole (Green Tree Borough)
- ▶ Sanitary Sewer (Green Tree Borough)
- Stormwater Inlet (Green Tree Borough)
- Stormwater Manhole (Green Tree Borough)
- ▶ Stormwater Sewer (Green Tree Borough)
- ~ Stream
- - - Intermediate Contour (10 ft)
- - - Index Contour (50 ft)
- Parcel Boundary
- Municipal Boundary



Path: N:\PROJ\441\GIS\GreenTree_HolidayDrStormSewerExtend\CCTV\Scope_Table\dd.mxd (Date Exported: 5/17/2023)

Attachment 8
OPINION OF PROBABLE COST

GREEN TREE BOROUGH
HOLIDAY DRIVE AND MANSFIELD DRIVE STORM SEWER REPAIR

H2O PA GRANT

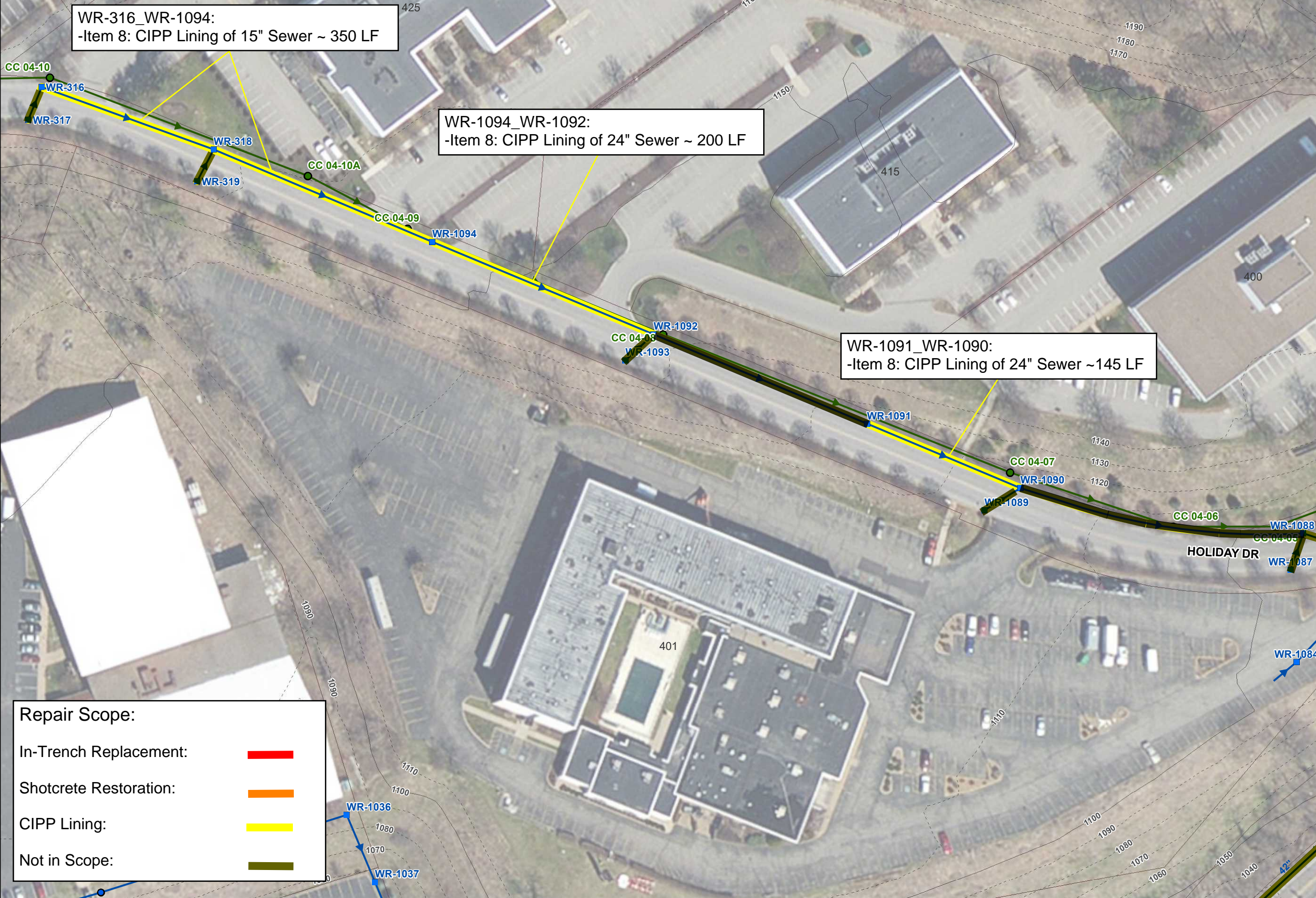
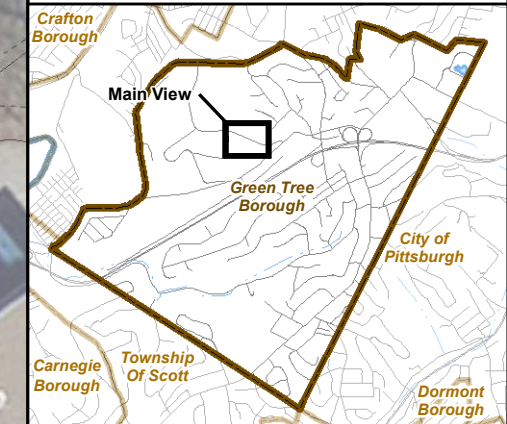
Lennon, Smith, Souleret Engineering, Inc.

Dated: NOVEMBER 11, 2023

ITEM NO.	DESCRIPTION	QUANTITY	UNIT	UNIT PRICE	TOTAL PRICE
1	Asphalt Pavement 2.0" Binder & 1.5" Wearing	200	SY	\$ 91.00	\$ 18,200.00
2	Replacement of Inlet (0'-4' depth)	1	LF	\$ 2,065.00	\$ 2,065.00
5	36" RCP Pipe - 4' to 10' depth	70	LF	\$ 415.00	\$ 29,050.00
4	4 Person Crew Time	16	HR	\$ 730.00	\$ 11,680.00
5	Maintenance and Protection of Traffic	16	HR	\$ 260.00	\$ 4,160.00
6	CIPP Lining (Segments < 30" diameter)	1	LS	\$ 117,371.00	\$ 117,371.00
7	Shotcrete Restoration (Segments > 30" diameter)	1	LS	\$ 607,000.00	\$ 607,000.00
CONSTRUCTION SUBTOTAL					\$790,000.00
2% ADMINISTRATION					\$15,800.00
5% CONTINGENCY					\$39,500.00
10% ENGINEERING					\$79,000.00
TOTAL					\$845,300.00
FUNDING REQUESTED					\$563,500.00
LOCAL SHARE					\$281,800.00
% MATCH					50%

Attachment 9: H2O PA Grant - Scope of Work - Holiday Drive

Holiday Drive Storm Sewer
Green Tree Borough
10 West Manilla Ave
Pittsburgh PA, 15220



WR-316_WR-1094:
-Item 8: CIPP Lining of 15" Sewer ~ 350 LF

WR-1094_WR-1092:
-Item 8: CIPP Lining of 24" Sewer ~ 200 LF

WR-1091_WR-1090:
-Item 8: CIPP Lining of 24" Sewer ~145 LF

Repair Scope:

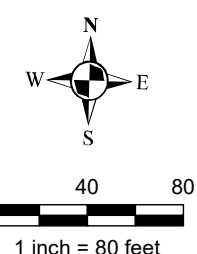
In-Trench Replacement: █

Shotcrete Restoration: █

CIPP Lining: █

Not in Scope: █

- Sanitary Manhole (Green Tree Borough)
- Sanitary Sewer (Green Tree Borough)
- Stormwater Inlet (Green Tree Borough)
- Stormwater Manhole (Green Tree Borough)
- Stormwater Sewer (Green Tree Borough)
- ~ Stream
- - - Intermediate Contour (10 ft)
- - - Index Contour (50 ft)
- Parcel Boundary
- Municipal Boundary



Path: N:\PROJ\4411GIS\GreenTree_HolidayDrStormSewerExtend\CCTV\Scope_Tab10d.mxd (Date Exported: 5/17/2023)

Attachment 10: H2O PA Grant - Scope of Work - Mansfield Avenue

Preliminary Repair Scope:

- In-Trench Pipe Replacement: █
- Shotcrete Pipe Rehabilitation: █
- CIPP Lining: █
- Not in scope: █

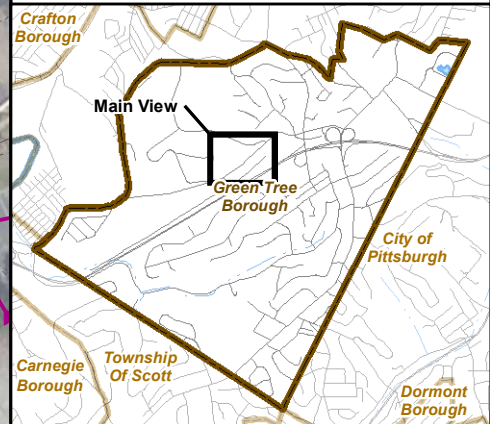
WR-1091_WR-1090:
-Item 8: CIPP Lining of 24" Sewer ~145 LF

Refer to Attachment 9


WR-1088_WR-1082:
Item 1: 200 SY Asphalt Restoration
Item 2: Replacement of Inlet WR-1083
Item 3: 36" RCP In-Trench Repair ~70 LF

WR-1083_WR-504:
-Item 9: Shotcrete Rehabilitation of 42" Sewer ~1,300 LF

Mansfield Avenue Storm Sewer
Green Tree Borough
10 West Manilla Ave
Pittsburgh PA, 15220



- Sanitary Manhole (Green Tree Borough)
- Sanitary Sewer (Green Tree Borough)
- Stormwater Inlet (Green Tree Borough)
- Stormwater Inlet (Private)
- Stormwater Inlet (PennDOT)
- Stormwater Manhole (Green Tree Borough)
- Stormwater Manhole (Private)
- Stormwater Manhole (PennDOT)
- Stormwater Sewer (Green Tree Borough)
- Stormwater Sewer (PennDOT)
- Stormwater Sewer (Private)
- - - Storm Culvert
- █ Storm Sewer CCTV Scope
- ~ Stream
- - - Intermediate Contour (10 ft)
- - - Index Contour (50 ft)
- ▭ Parcel Boundary
- ▭ Municipal Boundary



0 60 120
1 inch = 120 feet

Path: N:\PROJ\4116\GIS\GreenTree_HolidayD\StormSewerCCTV\Scope_Table\Holidi.mxd (Date Exported: 5/17/2023)



MEMO

846 Fourth Avenue, Coraopolis, PA 15108
(412) 264-4400 • (412) 264-1200 Fax

TO: Judy Miller, Manager
DATE: November 14, 2023
FROM: Jason E. Stanton, P.E.
Marco S. Marino, E.I.
S. O. NO.: 441-002
cc: Wendy Steffes,
Kary Rahner
SUBJECT: **1451 Glencoe Avenue
Storm Sewer Improvements**

Background/ Purpose:

The purpose of this memo is to summarize and present Green Tree Borough with the information available associated with rehabilitating and repairing the storm sewer outfall located on the property of 1451 Glencoe Avenue. This outfall is downstream of the storm sewer system that conveys stormwater from Arla Drive. Field review of the stormwater outfall indicates degradation of the outfall structure. Please see Attachment 1 – Storm Sewer Outfall Existing Condition.

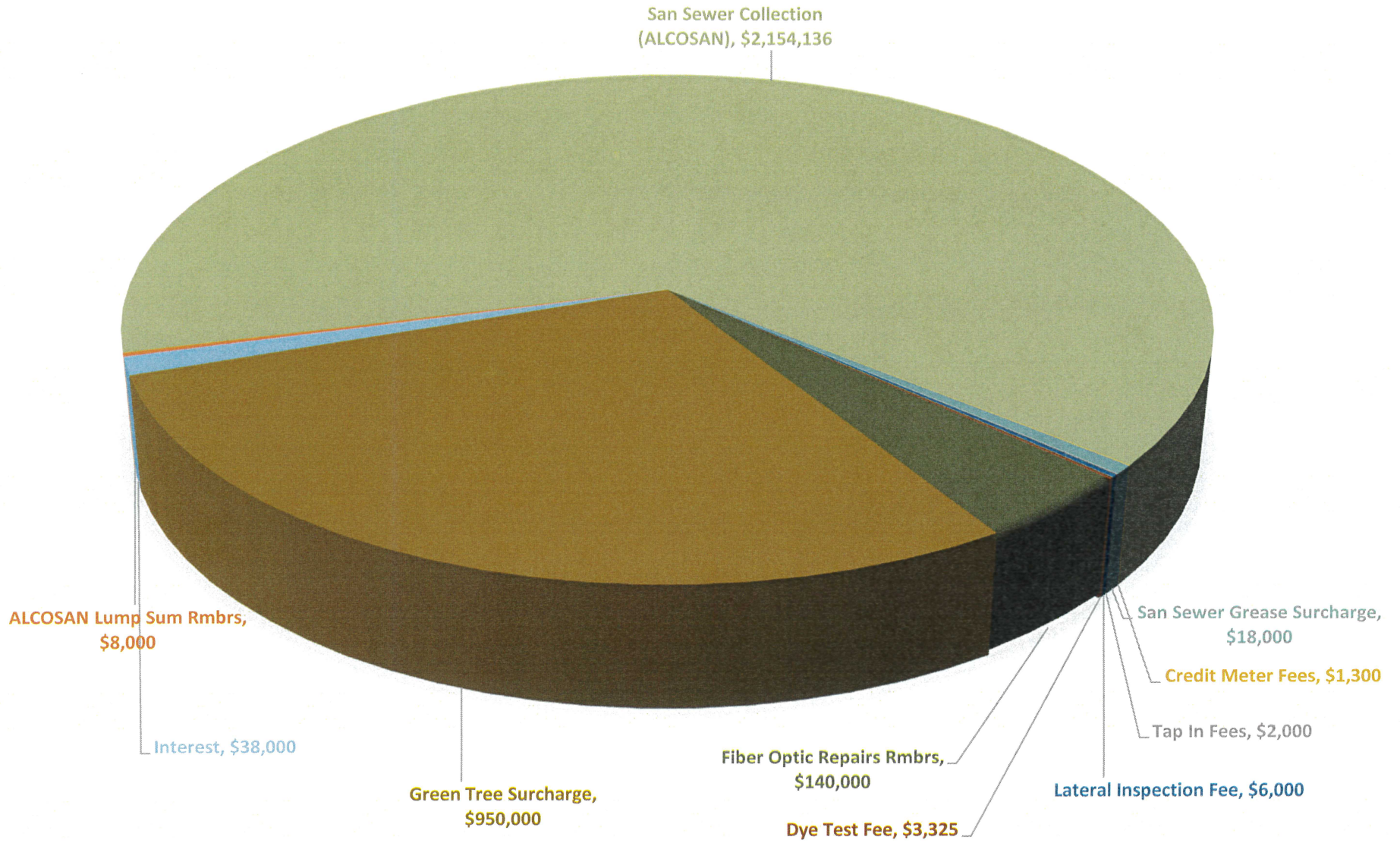
Budgetary Planning:

1. Based on the September 6, 2023 Infrastructure Committee meeting, it was generally concurred to develop a strategy for planned improvements in a near term (1-2 year) timeline horizon.
2. An estimate was received from Casper Colosimo & Sons, Inc. in June 2023 to rehabilitate the outfall structure via the 2023 Roads and Sewers Maintenance Contract. Please refer to Attachment 2 and Attachment 3 for an Estimate and a preliminary scope of work graphic.
 - a. An access road would be built to move material and equipment to the outfall location on 1451 Glencoe's property.
 - b. The existing outfall structure would be replaced with a gabion basket-based outfall structure.
 - c. The existing erosion under cutting the storm sewer would be addressed.
 - d. Energy dissipating rip-rap would be installed downstream of the outfall to address future erosion concerns.
 - e. The access road would be unbuilt and the property would be restored.
3. An access easement will be required from the property owner before this work can proceed.

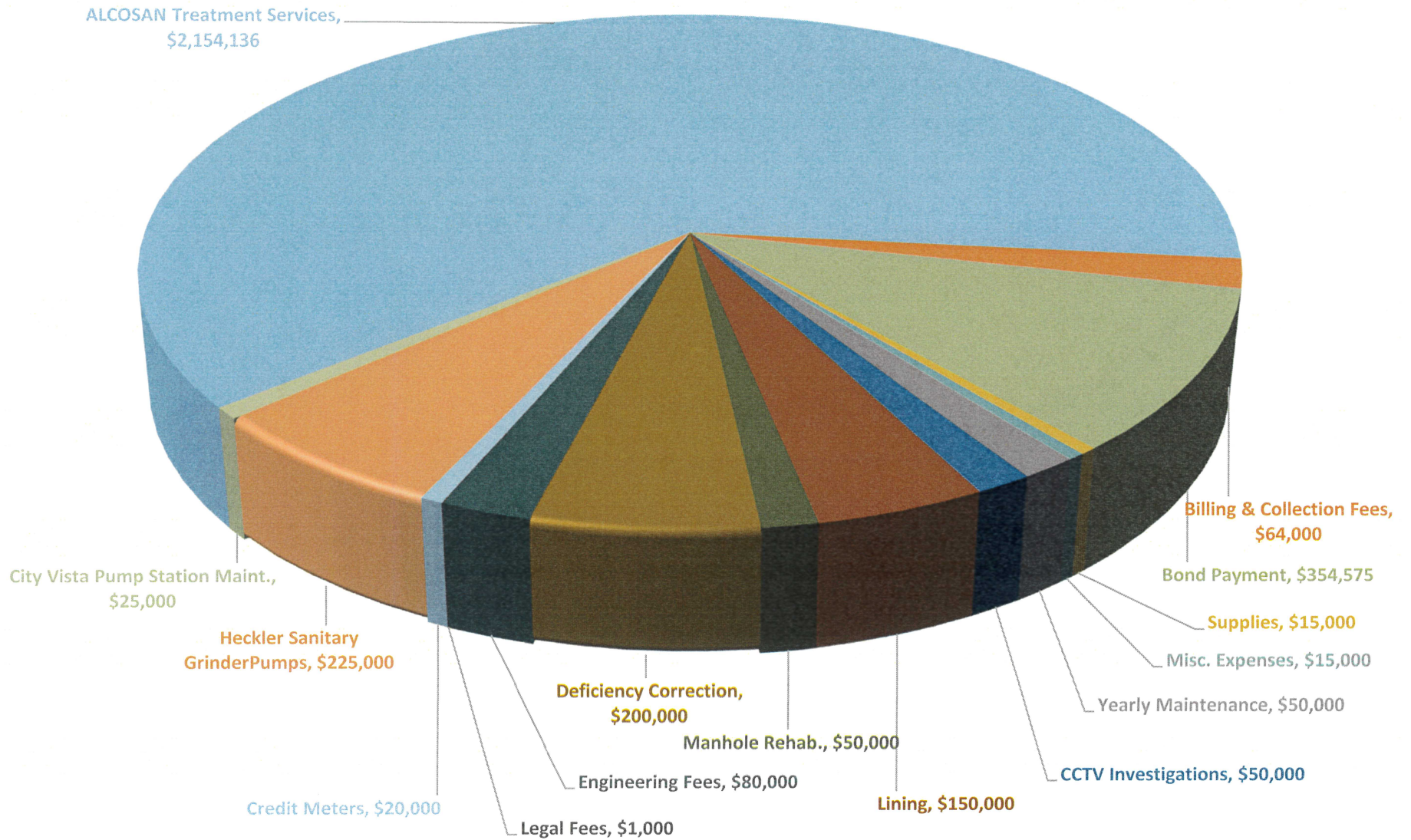
Tentative Implementation Schedule:

1. January 2024 Design Authorization from Council.
2. February 2024 Field survey and design start.
3. June 2024 - Field survey and design completion.
4. July 2024 – Construction.

SANITARY SEWER REVENUES



SANITARY SEWER EXPENSES



2024 BUDGET

08 SANITARY SEWER FUND - REVISED

	2021	2022	2023	2023	2024
	Actual	Actual	Budget	Projected	Budget
INCOME					
Beginning Balance 1/1	1,877,925	1,672,775	1,997,617	1,997,617	2,355,474
REVENUE					
08.341.000 Interest	288	17,893	11,000	45,018	38,000
08.350.000 ALCOSAN GROW Grant	0	36,135	0	0	0
08.364.001 ALCOSAN-Lump Sum Rmbrs	6,630	7,332	6,700	9,549	8,000
08.364.002 Sanitary Sewer Collection (Alcosan)	1,442,627	1,647,688	2,033,975	1,700,000	2,154,136
08.364.003 Credit Meter Fees	0	34,337	1,100	1,320	1,300
08.364.004 San Sewer Grease Surcharge	20,110	20,737	18,000	15,000	18,000
08.364.110 Tap in Fees	2,950	4,150	2,500	2,000	2,000
08.364.130 Lateral Inspection Fee	0	0	7,125	5,000	6,000
08.364.140 Dye Test Fee	4,305	3,185	3,325	2,500	3,325
08.364.150 Surcharge (Green Tree)	755,038	871,215	860,000	928,367	950,000
08.364.250 Fiber Optic Repairs Rmbrs	0	0	0	0	140,000
08.380.000 Miscellaneous Receipts	<u>1,150</u>	<u>0</u>	<u>0</u>	<u>0</u>	<u>0</u>
Revenue Total	2,233,097	2,642,673	2,943,725	2,708,755	3,320,761
TOTAL INCOME	4,111,022	4,315,447	4,941,342	4,706,372	5,676,234
EXPENDITURES					
08.436.200 Treatment Services	0	0	2,033,975	1,700,000	2,154,136
08.436.210 Billing & Collection Fees	35,033	40,225	63,262	63,000	64,000
08.436.215 Staff Salary Allocation	0	0	85,357	0	0
08.436.216 Bond Payment	0	0	354,230	354,230	354,575
08.436.220 Supplies	0	0	15,000	0	15,000
08.436.230 Misc. Expenses	0	0	15,000	1,079	15,000
08.436.235 Yearly Maintenance	0	0	50,000	28,500	50,000
08.436.236 CCTV Investigations	0	0	50,000	29,596	50,000
08.436.237 Sewer Lining	0	0	150,000	0	150,000
08.436.330 Manhole Rehabilitation	0	0	50,000	0	50,000
08.436.451 Deficiency Correction	0	0	200,000	0	200,000
08.436.240 Engineering Fees	0	0	80,000	14,493	80,000
08.436.245 Legal Fees	0	0	1,000	0	1,000
08.436.270 Credit Meters	13,760	12,690	15,000	20,000	20,000
08.436.290 Heckler Sanitary Grinder Pumps	0	0	0	0	225,000
08.436.470 Whiskey Run Tunnel Repairs	11,135	124,726	0	0	0
08.436.480 City Vista Pump Station Maintenance	0	0	25,000	0	25,000
08.436.500 1107 Gt Rd/Fiber Optic Repairs	0	0	0	140,000	0
08.492.008 Transfer to General Fund	<u>2,378,319</u>	<u>2,140,188</u>	<u>0</u>	<u>0</u>	<u>0</u>
TOTAL EXPENDITURES	2,438,247	2,317,830	3,187,824	2,350,898	3,453,711
BALANCE	1,672,775	1,997,617	1,753,518	2,355,474	2,222,524



MEMO

846 Fourth Avenue, Coraopolis, PA 15108
(412) 264-4400 • (412) 264-1200 Fax

TO: Judy Miller, Manager
COMPANY: Green Tree Borough
FROM: Jason E. Stanton, P.E.
Marco S. Marino, E.I.
SUBJECT: **Heckler Drive Sanitary
Sewer Laterals Review**

DATE: November 14, 2023
S. O. NO.: 441-02
cc: Wendy Steffes,
Kary Rahner

Background/ Purpose:

The purpose of this memo is to summarize and present Green Tree Borough with the information available associated with the sanitary sewer lateral investigation conducted on October 6, 2023.

Investigation Findings:

The findings of the site review are presented in graphical form. Please see Attachment 1 – Heckler Drive Sanitary Sewer Findings.

- Field review of the site indicates a central pit where three laterals connect before discharging approximately 106 VF into the ground before terminating at rocky debris as indicated by push camera footage.
- Dye testing of the house's laterals determined house 900 and house 907 flow to two of the three outlets in the pit.
 - Dye testing of house 1000 was inconclusive as dye was not seen at corresponding lateral in the pit. Observations taken from the field indicated that this third lateral is active and likely belongs to House 1000.
 - House 1000 is unlikely to be connected to the public sanitary sewer based on elevations of the nearest segments of the sanitary system.
- It can be reasonably concluded from this field review that the three houses on Heckler Drive are not connected to the public sewer system and are not connected to an On-Lot (Sewage) Disposal System (OLDS).

JES/als

Attachment

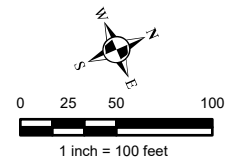
Attachment 1 - Heckler Drive Sanitary Sewer Findings



CCTV results show a 106 VF hole with debris at the bottom. This pit is not connected to the public sewer system.

Probable Connection Point of 1000 Heckler Drive - to be confirmed during design program

Storm Inlets	Storm Sewer	Parcel Boundary
Storm Manhole	Sanitary Sewer	Service Lateral
Sanitary Manhole	Cleanout	



LSSE
Civil Engineers and Surveyors

846 4th Avenue
Coraopolis, Pennsylvania 15108
Phone: 412-264-4400
Fax: 412-264-1200
email: info@lsse.com

Poplar Street Sewer Line Location Map
Green Tree Borough
10 West Manilla Ave
Pittsburgh PA, 15220

Path: N:\PROJ\411\GIS_Base\maps\Green Tree Borough.aprx - Poplar Location - 10/5/2023

2024 BUDGET

19 CAPITAL PROJECTS FUND - REVISED

INCOME	2021 Actual	2022 Actual	2023 Budget	2023 Projected	2024 Budget
Beginning Balance 1/1	1,586,922	3,312,455	3,901,537	3,901,537	3,162,490
REVENUE					
19.341.000 Interest	505	42,144	24,000	154,370	150,000
19.331.200 Police MDT's Grant - Pending	0	0	34,000	0	0
19.351.300 Grant Multi Module DCED	697,690	0	0	0	708,000
19.351.100 Multi Module DCED Trumbull Br-Awarded	0	0	0	0	500,000
19.351.200 Green Light Go Grant - Awarded	119,406	0	192,000	192,000	0
19.351.210 CDBG YR 48 ADA Ramp Grant - Awarded	0	0	20,000	0	0
19.351.215 CDBG YR 49 ADA Ramp Grant - Awarded	0	0	25,000	0	23,349
19.351.225 CDBG YR 49 ADA Restroom Grant-Denied	0	0	70,000	0	0
19.351.230 CDBG YR 50 ADA Ramp Grant-Pending	0	0	0	0	44,000
19.351.235 LSA Pool Renovation Grant-Pending	0	0	0	0	1,000,000
19.351.240 GEDFG Fire Hall Vestibule Grant-Pending	0	0	0	0	150,000
19.361.500 Sale of Borough Property	0	14,635	0	6,725	0
19.380.000 Miscellaneous Receipts	0	0	0	24,700	0
19.392.010 Transfer From General Fund	<u>1,577,614</u>	<u>1,231,285</u>	<u>0</u>	<u>0</u>	<u>0</u>
Revenue Total	2,395,215	1,288,064	365,000	377,795	2,575,349
TOTAL INCOME	3,982,137	4,600,519	4,266,537	4,279,332	5,737,839
EXPENDITURES					
<u>ADMINISTRATION</u>					
19-401-218 IT Hardware/Software Upgrades	0	0	4,800	0	0
<u>BUILDING MAINTENANCE</u>					
19.409.701 HVAC Repairs	0	0	0	0	30,000
19.409.700 Public Works Facility Upgrades	0	0	5,000	0	0
19.409.820 Fire Hall Vestibule & Walkway	0	0	35,000	4,314	350,000
<u>POLICE DEPARTMENT</u>					
19.410.300 Police Equipment - MDT's	20,300	11,687	34,000	0	0
19.410.702 Police Vehicle	0	0	57,000	40,440	0
<u>PUBLIC WORKS / HIGHWAY MAINTENANCE</u>					
19.430.450 Paving Program	0	0	710,687	666,391	750,000
19.437.710 PW Truck & Plow	0	0	64,600	63,025	131,874
<u>SEWER</u>					
19.436.260 MS4 Permit and Study	500	650	0	0	0

PARKS & PUBLIC PROPERTY

19.454.260	LSA Pool Renovation Grant	0	0	0	0	1,000,000
19.454.155	Multi Module Sidewalk Grant DCED	346,395	0	0	0	708,000
19.454.250	Multi Module DCED Trumbull Bridge Grant	0	0	0	0	500,000
19.454.165	Multi Module Sidewalk Grant DCED	2,015	0	0	0	0
19.454.110	Green Light Go Grant	0	0	240,000	250,604	0
19.454.175	Multi Module Sidewalk Grant PennDOT	1,422	0	0	0	0
19.454.120	CDBG YR 48 ADA Ramp Grant	0	0	25,000	6,213	0
19.454.130	CDBG YR 49 ADA Ramp Grant	0	0	25,000	0	27,800
19.454.220	CDBG YR 50 ADA Ramp Grant	0	0	0	0	55,000
19.454.140	Restroom Renovation	0	0	75,000	0	75,000
19.454.186	Rook Steps Repair	0	0	0	49,926	0
19.454.210	Hemlock Field Renovation	64,314	0	0	0	0
19.454.350	Purchase Aiken Property	171,606	0	0	0	0
19.454.450	Contracted Work	33,294	0	0	34,100	40,000
19.454.720	Tree Planting - Pruning	5,000	9,000	0	0	0
19.454.740	Park Improvements	0	0	210,000	1,829	175,000
19.454.810	Video Surveillance	24,837	0	0	0	7,500

TRANSFERS TO OTHER FUNDS

19.492.002	Transfer to General Fund	0	677,645	0	0	0
------------	--------------------------	---	---------	---	---	---

TOTAL EXPENDITURES		669,682	698,982	1,486,087	1,116,841	3,850,174
---------------------------	--	----------------	----------------	------------------	------------------	------------------

BALANCE		3,312,455	3,901,537	2,780,450	3,162,490	1,887,665
----------------	--	------------------	------------------	------------------	------------------	------------------

In collaboration with Borough Staff, the following table represents the recommended streets to be considered for the 2024 paving program. Street Numbers 1 and 13 were bid under the 2023 paving program as add alternates, but were not awarded. Please see attached Table 2 for LSSE's preliminary opinion of probable cost (OPC), which details the scope of work for each street listed below.

Table 2				
Street No.	Street Name	Termini	Total Square Yards	Opinion of Probable Cost
1	Arla Drive	From: Borough Border To: Arla Drive Loop	9,690 SY	\$256,200.00*
2	Parkedge Road	From: Sheldon Avenue To: House 127	1,913 SY	\$78,700.00
3	Sheldon Avenue	From: Rhodes Avenue To: Parkedge Road	2,126 SY	\$92,200.00
4	Carol Place	From: Sheldon Avenue To: Cul-de-sac	834 SY	\$36,100.00
5	Sheldon Avenue	From: Ramey Way To: House 199	3,076 SY	\$121,300.00
6	Ramey Way	From: Terminus To: Sheldon Avenue	758 SY	\$34,070.00
7	Iron City Drive	From: Poplar Street To: End of road	2,792 SY	\$103,000.00
8	Western Avenue	From: Greentree Road To: Glencoe Avenue	1,242 SY	\$55,000.00
9	Greenan Way (scratch and overlay)	From: Terminus To: Tranter Avenue	458 SY	\$18,300.00
10	Warriors Road	From: Barbara Way To: House 54	422 SY	\$17,300.00
11	Glencoe Avenue (scratch and overlay)	From: Gate To: House 1379	4,115 SY	\$105,100.00
12	Pocono Drive	From: Avacoll Drive To: Terminus	4,773 SY	\$172,400.00
13	Fleet Street	From: Poplar Street To: Cul-de-sac	1,434 SY	\$65,700.00
14	Hawthorne Avenue	From: Noblestown Road To: Brunswick Place	2,977 SY	\$116,700.00

*Borough's Contribution.

The scope of work for each street above includes:

- ±4" Roadway Milling/Profiling
- 2.5" Binder Course
- 1.5" Wearing Course
- 0.75" Scratch Course (as specified)
- Base Repair as required (10% included as contingency)
- Spot Concrete Curb Repair (5% of Length included as contingency)
- Bituminous Wedge Curb Replacement (Glencoe)

2024 BUDGET

23 BOND FUND

	2021 Actual	2022 Actual	2023 Budget	2023 Projected	2024 Budget
INCOME					
Beginning Balance 1/1	0	7,429,666	7,331,895	7,331,895	7,603,250
REVEUE					
23.341.000 Interest	2,403	122,988	70,000	374,925	350,000
23.380.100 Trumbull Bridge	6,501,721	0	0	0	0
23.380.200 Pool Renovations	<u>1,000,000</u>	<u>0</u>	<u>0</u>	<u>0</u>	<u>0</u>
Revenue Total	7,504,124	122,988	70,000	374,925	350,000
TOTAL	7,504,124	7,552,654	7,401,895	7,706,820	7,953,250
EXPENDITURES					
23.408.452 Engineering Svc Trumbull Bridge	67,558	220,759	200,000	80,569	0
23.452.100 Wilson Pool Renovations	<u>6,900</u>	<u>0</u>	<u>10,000</u>	<u>23,000</u>	<u>50,000</u>
TOTAL	74,458	220,759	210,000	103,569	50,000
BALANCE	7,429,666	7,331,895	7,191,895	7,603,250	7,903,250

2024 BUDGET

35 HIGHWAY AID FUND

	2021	2022	2023	2023	2024
	Actual	Actual	Budget	Projected	Budget
INCOME					
Balance Beginning 1/1	109,947	127,954	128,164	128,164	151,589
REVENUE					
35.341.000 Interest	25	3,527	2,500	10,473	9,000
35.355.050 State Aid Allocation	<u>131,681</u>	<u>139,246</u>	<u>143,282</u>	<u>142,952</u>	<u>143,819</u>
Revenue Total	131,706	142,773	145,782	153,425	152,819
TOTAL INCOME	241,652	270,727	273,946	281,589	304,408
 EXPENDITURES					
35.492.010 Trans. To General Fund	<u>113,699</u>	<u>142,563</u>	<u>130,000</u>	<u>130,000</u>	<u>132,000</u>
TOTAL EXPENDITURES	113,699	142,563	130,000	130,000	132,000
 BALANCE	127,954	128,164	143,946	151,589	172,408

2024 BUDGET

65 PENSION PROCEEDS FUND

	2021 Actual	2022 Actual	2023 Budget	2023 Projected	2024 Budget
INCOME					
Balance beginning 1/1	4,401	4,402	4,429	4,457	4,662
REVENUE					
65.341.000 Interest	1	27	28	205	190
65.380.000 Miscellaneous	0	0	0	0	0
65.392.010 Transfer from General	0	0	0	0	0
65.355.120 State Aid Allocation	0	0	0	0	0
65.355.121 Municipal Contribution	<u>0</u>	<u>0</u>	<u>0</u>	<u>0</u>	<u>0</u>
Revenue Total	1	27	28	205	190
TOTAL INCOME	4,402	4,429	4,457	4,662	4,852
EXPENDITURES					
65.483.160 Pension Payment - Non Uniform	0	0	0	0	0
65.483.161 Pension Admin Expenses	0	0	0	0	0
65.483.164 Pension Payment - Uniform	<u>0</u>	<u>0</u>	<u>0</u>	<u>0</u>	<u>0</u>
TOTAL EXPENDITURES	0	0	0	0	0
BALANCE	4,402	4,429	4,457	4,662	4,852

2024 BUDGET

70 HEALTH CARE FUND

	2021	2022	2023	2023	2024
	Actual	Actual	Budget	Projected	Budget
INCOME					
Balance beginning 1/1	85,637	213,766	240,200	240,200	303,005
REVENUE					
70.341.000 Interest	16	3,399	980	12,674	11,000
70.380.000 Miscellaneous	0	0	0	0	0
70.383.100 PMHIC Surplus Distribution	127,789	39,617	25,000	49,081	30,000
70.392.007 UHC Pharmacy Rebate	<u>325</u>	<u>0</u>	<u>0</u>	<u>5,224</u>	<u>0</u>
Revenue Total	128,129	43,016	25,980	66,979	41,000
TOTAL INCOME	213,766	256,782	266,180	307,179	344,005
EXPENDITURES					
70.400.157 PMHIC Rebate Distribution	0	16,582	4,000	4,174	4,000
70.400.200 Wellness Program	0	0	5,000	0	5,000
70.492.010 Transfer To General	<u>0</u>	<u>0</u>	<u>0</u>	<u>0</u>	<u>0</u>
TOTAL EXPENDITURES	0	16,582	9,000	4,174	9,000
BALANCE	213,766	240,200	257,180	303,005	335,005

2024 BUDGET

89 REAL ESTATE TAX ESCROW

	2021	2022	2023	2023	2024
	Actual	Actual	Budget	Projected	Budget
INCOME					
Beginning Balance 1/1	395	395	611,802	611,802	616,461
REVENUE					
89.341.000 Interest	0	699	2,000	29,660	25,000
89.301.300 Real Estate Taxes - Escrow	0	0	0	0	0
89.392.010 Transfer from General	<u>0</u>	<u>610,707</u>	<u>0</u>	<u>0</u>	<u>0</u>
Revenue Total	0	611,406	2,000	29,660	25,000
TOTAL INCOME	395	611,802	613,802	641,461	641,461
EXPENDITURES					
89.492.010 Trans to General Acct - Tax Refunds	0	0	60,000	25,000	30,000
89.492.010 Trans to General Acct	<u>0</u>	<u>0</u>	<u>0</u>	<u>0</u>	<u>0</u>
TOTAL EXPENDITURES	0	0	60,000	25,000	30,000
BALANCE	395	611,802	553,802	616,461	611,461

2024 BUDGET

92 GREEN TREE CEMETERY

	2021	2022	2023	2023	2024
	Actual	Actual	Budget	Projected	Budget
INCOME					
Beginning Balance 1/1	63,019	63,027	63,936	63,936	66,837
REVENUE					
92.341.000 Interest	8	910	380	2,901	2,500
92.351.000 Perpetual Care Donation	<u>0</u>	<u>0</u>	<u>0</u>	<u>0</u>	<u>0</u>
Revenue Total	8	910	380	2,901	2,500
TOTAL INCOME	63,027	63,936	64,316	66,837	69,337
EXPENDITURES					
92.492.010 Title Insurance	0	0	0	0	0
92.492.100 Maintenance	0	0	5,000	0	5,000
92.492.200 Capital Expense	<u>0</u>	<u>0</u>	<u>0</u>	<u>0</u>	<u>0</u>
TOTAL EXPENDITURES	0	0	5,000	0	5,000
BALANCE	63,027	63,936	59,316	66,837	64,337

2024 BUDGET
95 DRUG ENFORCEMENT

	2021	2022	2023	2023	2024
	Actual	Actual	Budget	Projected	Budget
INCOME					
Beginning Balance 1/1	2,570	2,570	2,607	2,607	2,733
REVENUE					
95.341.000 Interest	0	37	20	126	110
95.350.000 Equitable Sharing Funds	0	0	0	0	0
95.380.000 Miscellaneous	<u>0</u>	<u>0</u>	<u>0</u>	<u>0</u>	<u>0</u>
Revenue Total	0	37	20	126	110
TOTAL INCOME	2,570	2,607	2,627	2,733	2,843
 EXPENDITURES					
95.410.191 Uniforms	0	0	0	0	0
95.410.741 Police Vehicle	0	0	0	0	0
95.410.500 Public Safety Supplies	<u>0</u>	<u>0</u>	<u>0</u>	<u>0</u>	<u>0</u>
TOTAL EXPENDITURES	0	0	0	0	0
 BALANCE	2,570	2,607	2,627	2,733	2,843

2024 BUDGET

96 RESERVE FUND

		2021	2022	2023	2023	2024
		Actual	Actual	Budget	Projected	Budget
INCOME						
	Beginning Balance 1/1	583,386	583,653	593,733	593,733	624,239
REVENUE						
96.341.000	Interest	267	10,080	8,000	30,506	28,000
96.392.000	Transfer from Other Funds	<u>0</u>	<u>0</u>	<u>0</u>	<u>0</u>	<u>0</u>
	Revenue Total	267	10,080	8,000	30,506	28,000
	TOTAL INCOME	583,653	593,733	601,733	624,239	652,239
EXPENDITURES						
96.493.000	Transfer to Other Funds	<u>0</u>	<u>0</u>	<u>0</u>	<u>0</u>	<u>0</u>
	TOTAL EXPENDITURES	0	0	0	0	0
BALANCE		583,653	593,733	601,733	624,239	652,239

2024 BUDGET

97 FIRE DEPARTMENT APPARATUS

	2021	2022	2023	2023	2024
	Actual	Actual	Budget	Projected	Budget
INCOME					
Beginning Balance 1/1	374,594	367,914	676,621	676,621	667,658
REVENUE					
97.341.000 Interest	154	9,117	4,500	30,397	28,000
97.370.000 Loan Proceeds-Huntington	0	249,590	0	0	0
97.380.000 Miscellaneous Receipts	0	0	0	0	0
97.392.007 Transfer from Capital	0	0	0	0	0
97.392.010 Transfer from General	<u>50,000</u>	<u>50,000</u>	<u>50,000</u>	<u>50,000</u>	<u>50,000</u>
Revenue Total	50,154	308,707	54,500	80,397	78,000
TOTAL	424,747	676,621	731,121	757,018	745,658
 EXPENDITURES					
97.411.240 Fire Protection Equipment	0	0	36,000	36,000	0
97.411.250 Fire Rescue Payment	56,833	0	0	0	0
97.411.250 F-600 Pumper Payment	<u>0</u>	<u>0</u>	<u>50,000</u>	<u>53,361</u>	<u>53,361</u>
TOTAL	56,833	0	86,000	89,361	53,361
 BALANCE	367,914	676,621	645,121	667,658	692,297

2024 BUDGET

98 INSURANCE DIVIDEND FUND

	2021	2022	2023	2023	2024
	Actual	Actual	Budget	Projected	Budget
INCOME					
Beginning Balance 1/1	1,113,036	1,240,245	1,376,470	1,376,470	1,513,049
REVEUE					
98.341.000 Interest	357	21,337	15,000	68,223	65,000
98.391.100 Dividends Workers Compensation	74,923	63,019	64,000	19,769	15,000
98.391.200 Dividends Property & Liability	<u>51,928</u>	<u>51,869</u>	<u>50,000</u>	<u>48,587</u>	<u>45,000</u>
Revenue Total	127,209	136,225	129,000	136,579	125,000
TOTAL	1,240,245	1,376,470	1,505,470	1,513,049	1,638,049
EXPENDITURES					
98.401.000 Safety Awareness Program	0	0	0	0	0
98.492.010 Transfer to General	0	0	0	0	0
98.493.000 Transfer to Other Funds (Storm)	<u>0</u>	<u>0</u>	<u>117,269</u>	<u>0</u>	<u>380,000</u>
TOTAL	0	0	117,269	0	380,000
BALANCE	1,240,245	1,376,470	1,388,201	1,513,049	1,258,049



5-YEAR CAPITAL PLAN

Capital Fund Project Summary

Five-Year Capital Plan 2024 – 2028

The following is a brief summary of capital improvement projects planned for 2024, as well as projects expected for years 2025 – 2028. Important to note that some of the Borough's largest capital projects are located within the Storm Sewer Fund and the Bond Fund. Separation of these expenses are either required (Bond Fund) or recommended so as to track expenses associated with mandated programs such as the Municipal Storm Sewer System Program (MS4).

Road Paving Program – The Road Paving Program is budgeted for \$750,000 for 2024 and 2025 but slightly expanded for years 2026 - 2028. This higher budget is necessary to accommodate the cost of inflation associated with paving, in addition to the estimated miles of road which are recommended for paving this year and in the coming years. The Engineer's cost estimate for the 2024 Road Program exceeds budget; roads that are not able to be completed within the 2024 budget will be prioritized for the following year(s). Curb replacement, and storm sewer repairs are an additional expense which is included within the paving program. Borough staff works closely with the utility companies to develop a paving schedule that will minimize the extent to which newly paved roads are disturbed for utility infrastructure replacement projects. A summary of the proposed 2024 Road Paving Program is provided within this Budget.

Carlisle Social Hall Vestibule/Sidewalks – The Carlisle Social Hall entrance is in need of renovations and as such, an ADA compliant vestibule will be added to the front entrance. The vestibule will minimize the extent to which the interior space is exposed to the elements and also provide space for coat storage. A Gaming and Economic Development Fund Grant application has been submitted for this project; application status is pending.

Greentree Road Sidewalks – Sidewalks along Greentree Road are critical for the safety of pedestrian traffic. With the addition of this project to the 2024 Budget, the Borough continues the commitment to the completion of a sidewalk program that was initiated several years ago. Planned for 2024 are sidewalks on both sides of Greentree Road from Crestmont Drive to McMonagle Avenue. Additional sidewalk projects will be added to the budget as grant funding becomes available.

Wilson Park Pool Reconstruction – This project is identified in the Bond Fund and for 2024, it is also included in the Capital Fund. When Bond funds were secured in 2021, the goal was to complete renovations of the pool, which were estimated to cost 1 million dollars. Since that time, through exploratory work performed on the pool by an Aquatic Architect, and it was determined that renovation is not the most cost-effective option and full reconstruction is recommended. Reconstruction of the pool is estimated to cost between 4 and 4.4 million

dollars. While this is a significant expense, this investment will provide a pool facility that will have a life expectancy of 20+ years; the life expectancy of the pool after renovation would be 4-6 years at best, and then require another large capital investment. This project has been placed into the Capital Fund due to the application for a Local Share Account Grant (LSA) in the amount of 1 million dollars. Since grant funds cannot be comingled with Bond funds, any funds received and associated expenses will be accounted for in the Capital Fund. The timeline for completion of this project will be further discussed once all potential funding sources are finalized.

Borough Building ADA Restroom Renovation – The second-floor restrooms are in need of renovation to conform with the requirements of the ADA. This project is applicable to the men’s and women’s restrooms.

ADA Curb Ramps – The Borough continues work on ADA accessible curb ramps throughout the Greentree Road corridor. As this is a heavily traveled route for pedestrians, upgrades are essential and expected to be fully complete by 2026. Community Development Block Grant (CDBG) applications have been submitted for the two planned projects, one of which has been awarded and one is pending approval. CDBG Grant applications will be submitted for all future Ramp replacement projects.

Park Improvements – The Parks Improvements line item was created to provide general funding for Borough Park improvements/upgrades. As the Borough has multiple parks, each year staff will identify a park(s) in need of renovation. For 2024, improvements are recommended to Rook Park. The improvements planned for this parklet include new playground equipment, fencing and potentially a new play surface. Other parks will receive minor updates as needed and funding is available. Staff will look to secure grant funding for this project, as well as future park improvement projects.

Borough Building/Carlisle Social Hall HVAC – HVAC replacements are an ongoing project as the existing systems are in excess of 15 years old and most are well beyond their useful life. Staged replacements will enable staff to complete these replacements at both the Borough Building and the Carlisle Social Hall without a large capital outlay in any given year.

Facility Camera System – The existing camera system is in need of replacement so as to provide updated storage capabilities and better-quality video. Replacement locations include the Borough Building, the Public Works Complex and the pool/park facilities.

IT Hardware/Software – Hardware and software upgrades will be made as warranted, which from year to year is not a significant cost, however in 2028 an update to the server is budgeted, as the current server will be at the end of the projected useful life.

Public Works Equipment/Vehicle – Many of the vehicles in the Public Works fleet have exceeded their expected useful life, thanks to careful maintenance by staff. Replacements are budgeted as the need to replace a vehicle is expected; however, purchases are only made when it is the most cost-effective option over repairs. In 2024 it is recommended a new dump truck

be purchased to replace vehicle 106 which is a year 2000 small dump. In 2026 it is recommended an F-550 be purchased to replace vehicle 101 which is a year 2007 F-550.

Police Vehicle Equipment – Police vehicles are scheduled for replacement at approximately 100,000 miles, which is typically by the fifth year. Vehicle replacements are staged so that the Department maintains an inventory of vehicles of varying age/mileage. This is an important practice so as to minimize the impact of mechanical failures on departmental operations and also evenly allocate new vehicle purchases across future years. A fifth vehicle was added to the fleet in 2023, so a replacement will not be needed for 2024.

CAPITAL BUDGET - 5 YEAR PLAN 2024 - 2028

GRANT REVENUES:	2024	2025	2026	2027	2028
CDBG Year 49 - ADA Curb Ramps -Awarded	\$ 23,349				
CDBG Year 50 - ADA ramps/sidewalks - pending	\$ 44,000				
GEDGF Grant - Carlisle Social Hall - Vestibule - pending	\$ 150,000				
Sidewalks Greentree Road - MTF Grant - pending	\$ 708,000				
Wilson Park Pool Reconstruction - Local Share Account Grant -	\$ 1,000,000				
EXPENSES:					
Public Facilities:					
Carlisle Social Hall - Vestibule/sidewalks	\$ 150,000				
Wilson Park Pool Reconstruction*	\$ 1,000,000				
ADA Restroom Upgrade - Borough Building	\$ 75,000				
Borough Building HVAC	\$ 30,000	\$ 18,000	\$ 18,000	\$ 18,000	
Carlisle Social Hall - HVAC	\$ -		\$ 45,000		
Facility Camera System	\$ 7,500				
Park Improvements	\$ 175,000	\$ 100,000	\$ 100,000	\$ 100,000	\$ 100,000
Infrastructure:					
Sidewalks Greentree Road	\$ 708,000				
ADA Curb Ramps - CDBG 49/50	\$ 82,800	\$ 35,000	\$ 35,000		
Road Paving Program	\$ 750,000	\$ 750,000	\$ 775,000	\$ 800,000	\$ 800,000
Vehicles and Equipment:					
IT Hardware/Software	\$ 3,500	\$ 3,500	\$ 4,000	\$ 4,000	\$ 18,000
Public Works Vehicles/Equipment	\$ 131,874		\$ 80,000		\$ 80,000
Police Vehicle/Equipment	\$ -	\$ 70,000	\$ 70,000	\$ 75,000	\$ 75,000
<i>*Partial expenditure of total estimated project cost of 4 million; project will budgeted/completed as funding is</i>					



GTVFC ANNUAL REPORT

Green Tree Volunteer Fire Company

Green Tree Borough
825 Poplar Street
Pittsburgh, PA 15220

To: Judy Miller, Borough Manager
From: Donald R. Gaupp, Fire Chief
Date: November 13, 2023
Subject: 2023 Fire Company Annual Report

The members of the Green Tree Volunteer Fire Company responded to 250 calls ranging from Good intent, fire alarms, vehicle accidents, physical rescues, structure and vehicle fires. Attached is a detailed breakdown from Emergency Reporting Software on all of the calls.

Our members completed approximately 1800 hours of training throughout the year. Trainings and classes were held in station and through the Community College of Allegheny County, Allegheny County Fire Academy, South Hills Area Council of Governments, and other agencies throughout the Commonwealth.

A continuous goal of ours is to bring more training in-house to encourage more involvement of our members to stay active. We are improving these numbers by taking advantage of our weekly Tuesday night trainings with classes such as Search and Rescue, Ventilation, Basic Vehicle Rescue, Hazardous Materials Refresher, CPR, and First Aid. These classes helped practice skills that we use on scene and gave us the opportunity to work alongside our mutual aid companies involving many different skills and scenarios.

We are received Motorola APX 6000 handheld radio's from Allegheny County and the extra one's the Fire Company purchased back in August. We are training our members on the radios and are in the process of mounting the chargers in the apparatus. Our goal is to have everything up and going at the beginning of the New Year.

In September we received our 19 new MSA G1 SCBA's from our federal grant. We also received the additional 11 we purchased through the Fire Company and our budget. They additional SCBA's where needed to fill the other riding positions on our apparatus. Our Company is working on getting all our members trained on the new units and are trying to have them put into service at the beginning of the New Year.

We put in for a State grant last year for some new Thermal Imaging Cameras (TIC) that helps us see better in fires. We received the grant and were able to purchase 6 SEEK TICs with it that were put in service in October. This year we put in for the State grant for a drone and a couple more SEEK TICs. The drone is going to be a joint effort with the Green Tree PD. This will assist both departments with multiple usages it can do.

If you have any questions or would like me to give you more information, please do not hesitate to get into touch with me. Thank you for your continued support.

A handwritten signature in black ink, appearing to read "Donald R. Gaupp". The signature is written in a cursive style with some stylized flourishes.

Donald R. Gaupp
Fire Chief

Green Tree Volunteer Fire Co.

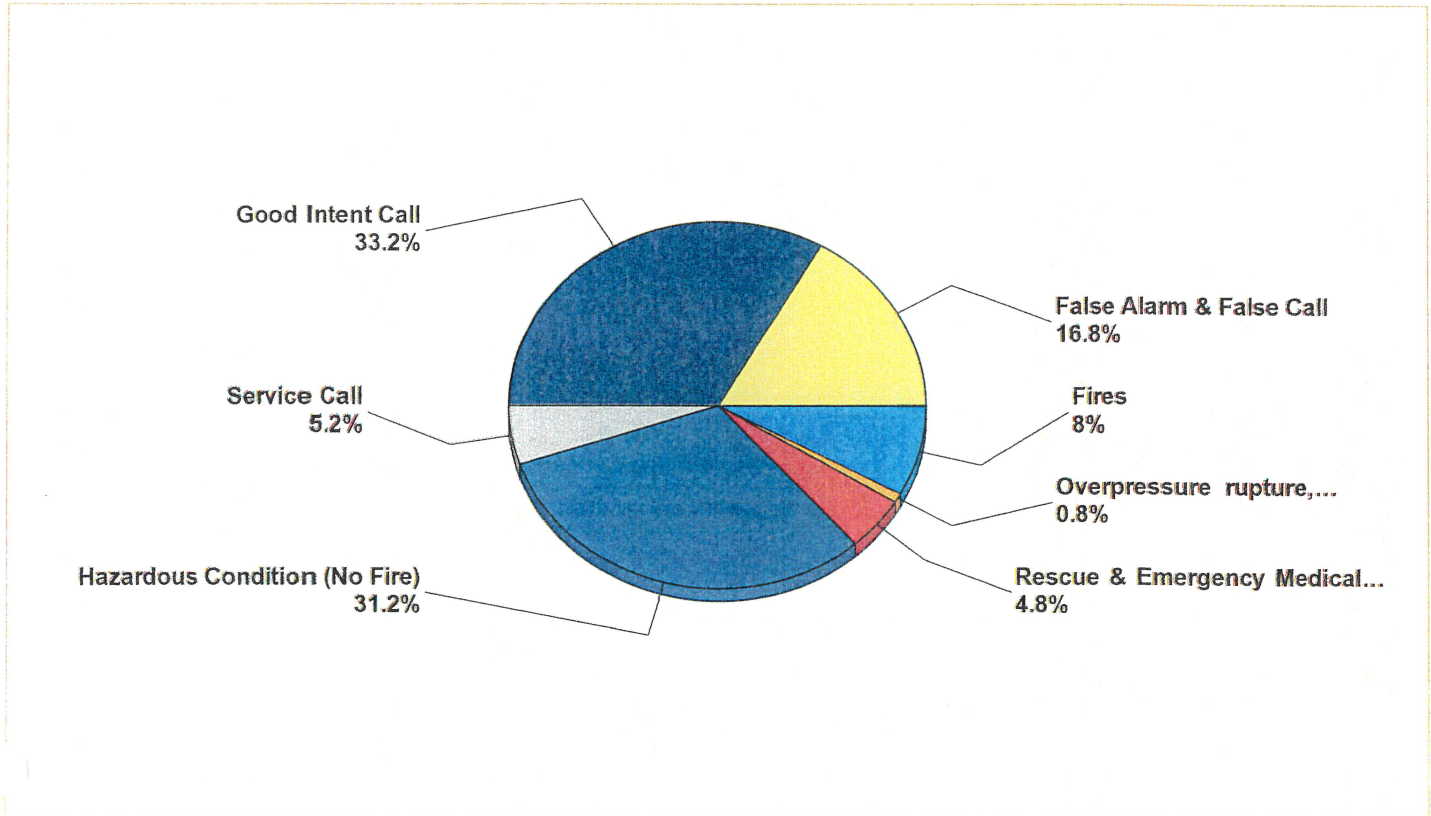
Green Tree, PA

This report was generated on 11/6/2023 7:25:28 PM



Breakdown by Major Incident Types for Date Range

Z (s): All Zones | Start Date: 01/01/2022 | End Date: 12/31/2022



MAJOR INCIDENT TYPE	# INCIDENTS	% of TOTAL
Fires	20	8%
Overpressure rupture, explosion, overheating - no fire	2	0.8%
Rescue & Emergency Medical Service	12	4.8%
Hazardous Condition (No Fire)	78	31.2%
Service Call	13	5.2%
Good Intent Call	83	33.2%
False Alarm & False Call	42	16.8%
TOTAL	250	100%

Only REVIEWED and/or LOCKED IMPORTED incidents are included. Summary results for a major incident type are not displayed if the count is zero.



Detailed Breakdown by Incident Type

INCIDENT TYPE	# INCIDENTS	% of TOTAL
111 - Building fire	4	1.6%
113 - Cooking fire, confined to container	2	0.8%
114 - Chimney or flue fire, confined to chimney or flue	1	0.4%
115 - Trash or rubbish fire, contained	1	0.4%
130 - Mobile property (vehicle) fire, other	1	0.4%
131 - Passenger vehicle fire	8	3.2%
140 - Natural vegetation fire, other	1	0.4%
142 - Brush or brush-and-grass mixture fire	1	0.4%
150 - Outside rubbish fire, other	1	0.4%
251 - Excessive heat, scorch burns with no ignition	2	0.8%
311 - Medical assist, assist EMS crew	2	0.8%
322 - Motor vehicle accident with injuries	9	3.6%
351 - Extrication of victim(s) from building/structure	1	0.4%
400 - Hazardous condition, other	3	1.2%
412 - Gas leak (natural gas or LPG)	5	2%
424 - Carbon monoxide incident	5	2%
440 - Electrical wiring/equipment problem, other	6	2.4%
442 - Overheated motor	1	0.4%
444 - Power line down	4	1.6%
445 - Arcing, shorted electrical equipment	2	0.8%
460 - Accident, potential accident, other	17	6.8%
463 - Vehicle accident, general cleanup	35	14%
500 - Service Call, other	1	0.4%
511 - Lock-out	1	0.4%
520 - Water problem, other	6	2.4%
531 - Smoke or odor removal	1	0.4%
550 - Public service assistance, other	1	0.4%
551 - Assist police or other governmental agency	2	0.8%
560 - Cover assignment, standby, moveup	1	0.4%
600 - Good intent call, other	8	3.2%
611 - Dispatched & cancelled en route	65	26%
622 - No incident found on arrival at dispatch address	4	1.6%
650 - Steam, other gas mistaken for smoke, other	2	0.8%
651 - Smoke scare, odor of smoke	2	0.8%
652 - Steam, vapor, fog or dust thought to be smoke	2	0.8%
710 - Malicious, mischievous false call, other	3	1.2%
730 - System malfunction, other	2	0.8%
731 - Sprinkler activation due to malfunction	2	0.8%
733 - Smoke detector activation due to malfunction	3	1.2%
735 - Alarm system sounded due to malfunction	1	0.4%
736 - CO detector activation due to malfunction	1	0.4%
740 - Unintentional transmission of alarm, other	2	0.8%
741 - Sprinkler activation, no fire - unintentional	5	2%
743 - Smoke detector activation, no fire - unintentional	7	2.8%
744 - Detector activation, no fire - unintentional	5	2%
745 - Alarm system activation, no fire - unintentional	9	3.6%
746 - Carbon monoxide detector activation, no CO	2	0.8%
TOTAL INCIDENTS:	250	100%

Only REVIEWED and/or LOCKED IMPORTED incidents are included. Summary results for a major incident type are not displayed if the count is zero.

