

2023 Data and Statistics

Annual Report

Working in partnership with our community protecting lives and property while enforcing laws impartially.



Des Moines Police Department

(515) 283-4811 (non-emergency)

25 E 1st Street

Des Moines, IA 50309

DSM.city/DMPD





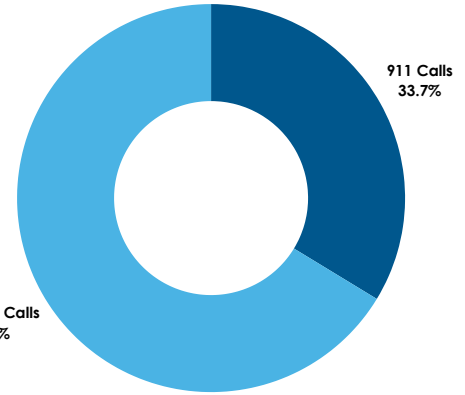
Des Moines Police Department

2023 Data and Statistics



Administrative Services Division

Dispatch Phone Calls Received



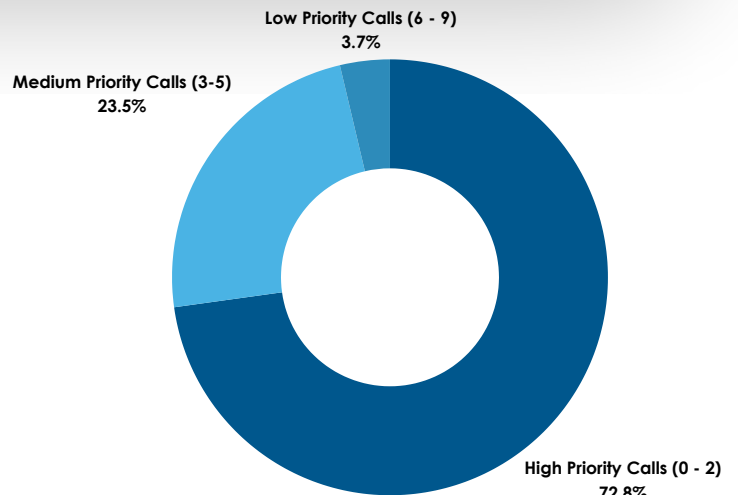
2023 Police Calls For Service By Priority Level

Service Calls by Day and Time (24 Hour)

	01	02	03	04	05	06	07	08	09	10	11	12	13	14	15	16	17	18	19	20	21	22	23	24
Sunday	1302	1128	975	710	539	473	493	586	803	931	1074	1220	1276	1345	1433	1479	1492	1461	1516	1476	1324	1425	1226	1080
Monday	900	710	625	465	391	452	593	883	1243	1465	1553	1604	1647	1678	1733	1832	1820	1789	1675	1431	1317	1338	1234	1062
Tuesday	894	764	605	503	377	440	613	901	1237	1532	1505	1562	1626	1729	1799	1923	1902	1807	1620	1446	1334	1338	1324	1112
Wednesday	916	736	589	432	395	393	626	981	1271	1518	1587	1605	1625	1741	1762	1982	1881	1812	1653	1476	1298	1281	1202	1072
Thursday	928	731	633	505	423	457	610	873	1189	1411	1563	1585	1569	1653	1714	1839	1764	1702	1528	1395	1333	1323	1178	1054
Friday	881	769	637	504	423	420	615	865	1225	1448	1589	1610	1688	1729	1717	1854	1853	1705	1601	1540	1434	1546	1507	1314
Saturday	1162	966	861	670	486	393	460	627	856	1050	1290	1360	1458	1433	1373	1434	1525	1427	1503	1429	1422	1683	1628	1382

Priority Levels are assigned to calls at dispatch. Priority 0-2 are the highest priority call levels including fights, crimes in progress, hold up alarms, accidents with unknown injuries and fire support calls.

- 360** Priority 0
- 83,532** Priority 1
- 64,164** Priority 2
- 26,484** Priority 3
- 18,827** Priority 4
- 2,429** Priority 5
- 5,600** Priority 6
- 144** Priority 7
- 131** Priority 8
- 1,625** Priority 9





Des Moines Police Department

2023 Data and Statistics



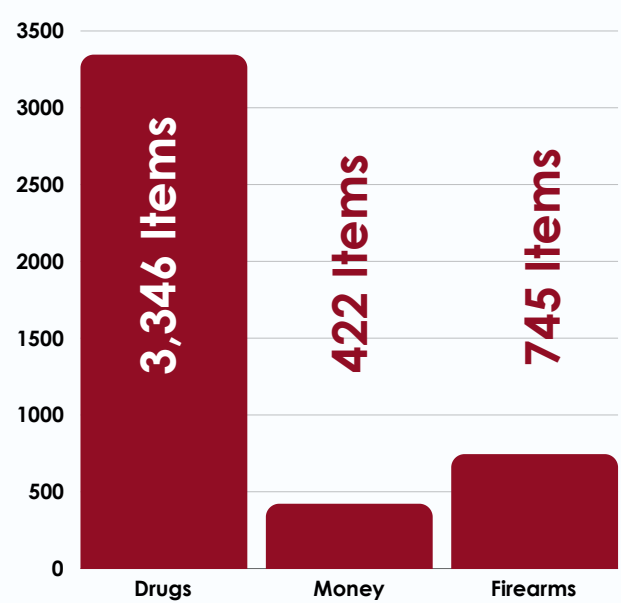
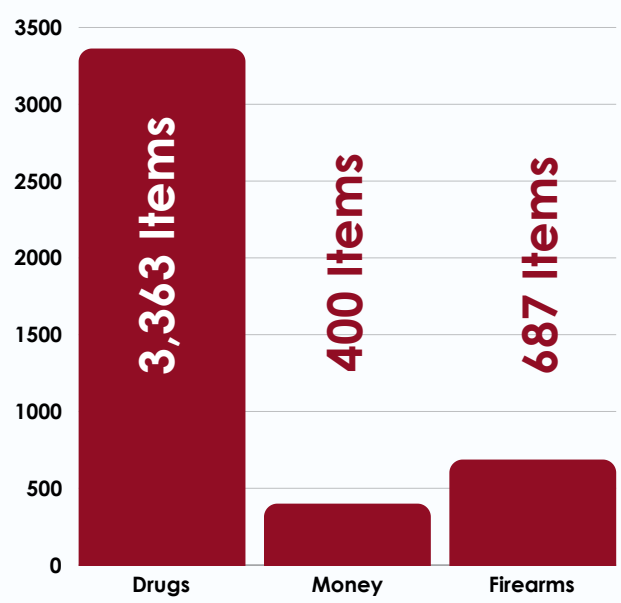
Mobile Crisis Response Team and C.A.R.E. Program



Property and Evidence Section

18,667
Property and Evidence Items Logged in 2023

18,224
Property and Evidence Items Disposed of in 2023





Des Moines Police Department

2023 Data and Statistics



Operations Division: Traffic Data

11,406

Total Traffic Tickets
Written by Officers

7,693

Total Written Warnings

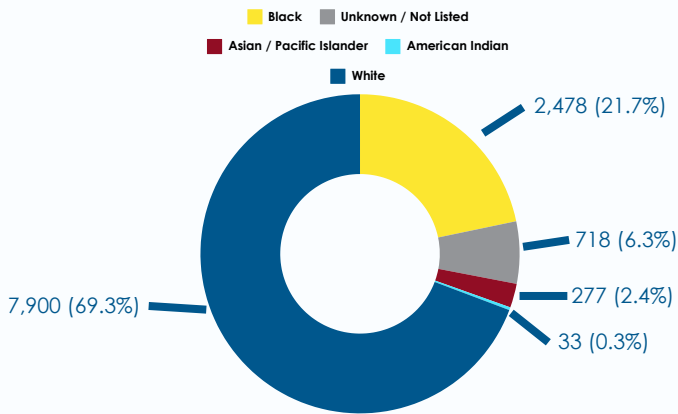
466

OWI Arrests

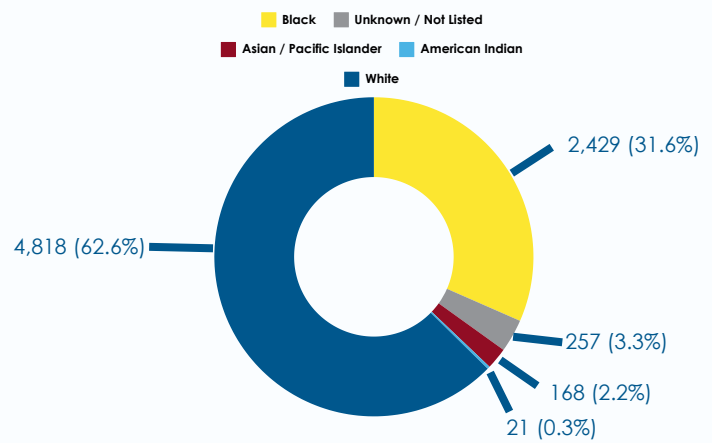
19

Fatal Accidents
Resulting in 20 fatalities

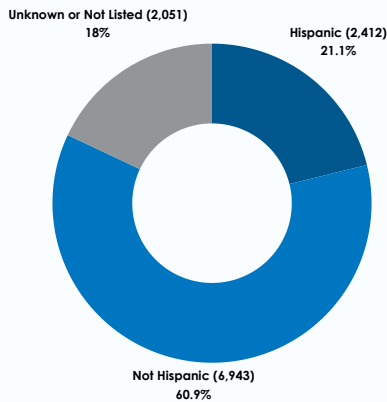
Traffic Tickets By Race



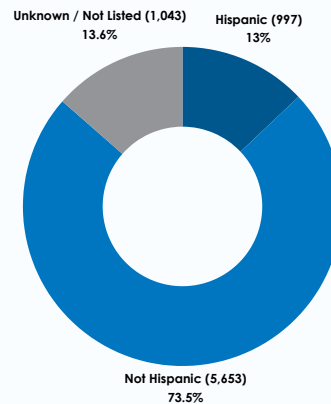
Written Warnings By Race



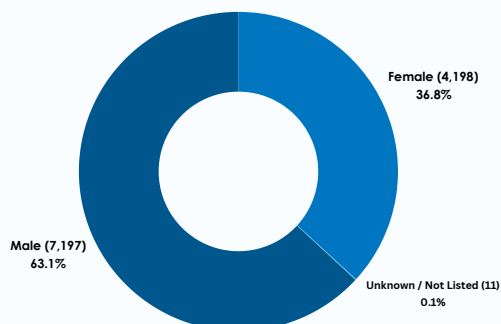
Traffic Tickets By Ethnicity



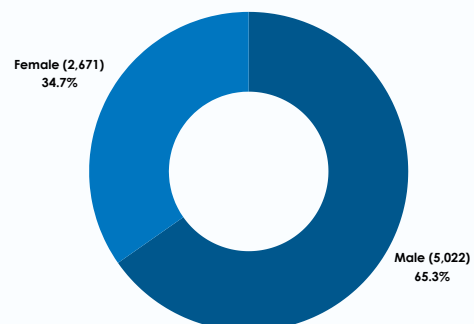
Written Warnings By Ethnicity



Traffic Tickets By Gender



Written Warnings By Gender

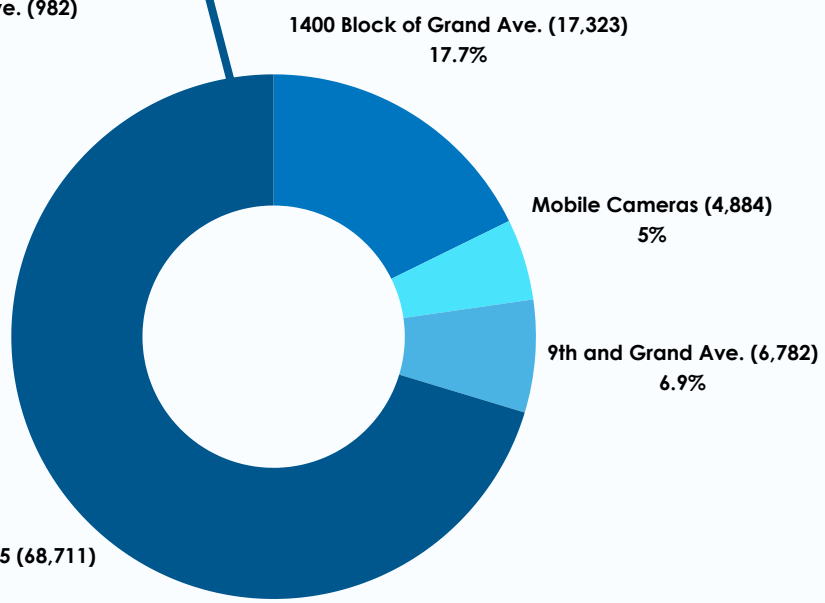
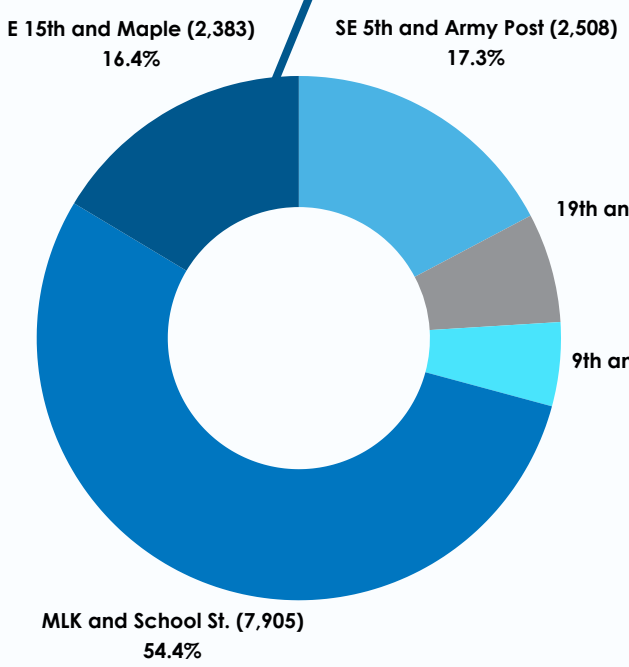
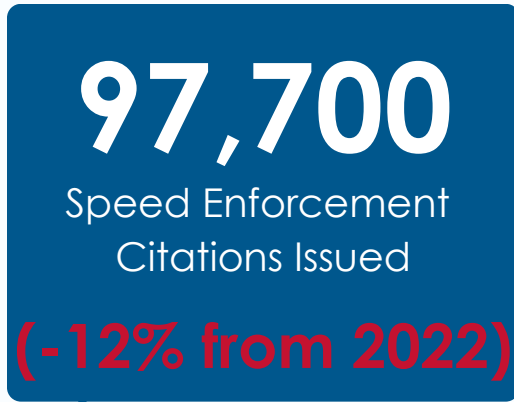
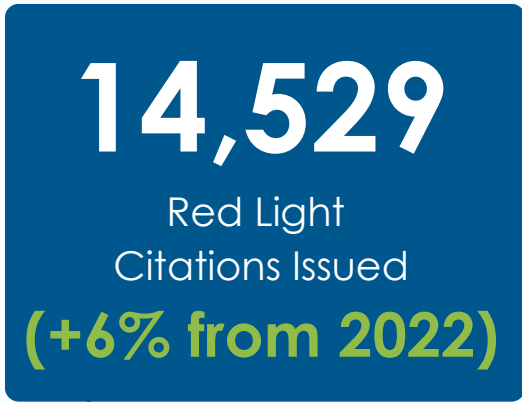




Operations Division: Traffic Data

2023 Automatic Traffic Enforcement (ATE) Data

Citations Issued





Des Moines Police Department

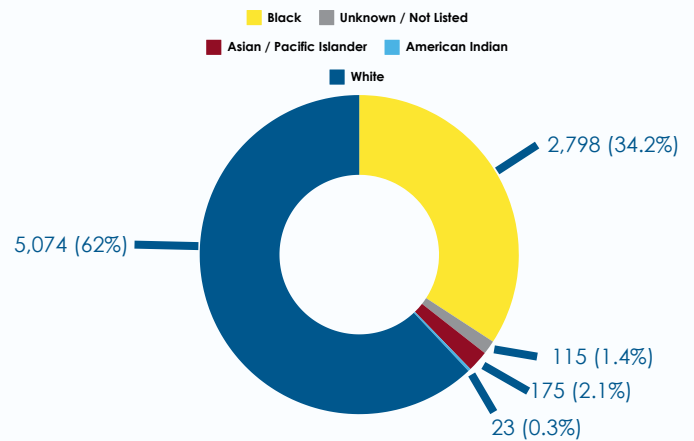
2023 Data and Statistics



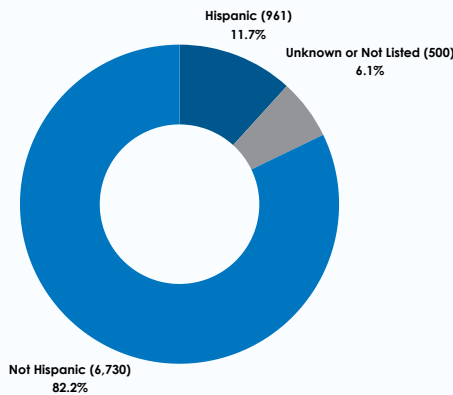
2023 Arrest Data

8,191
Total Arrests

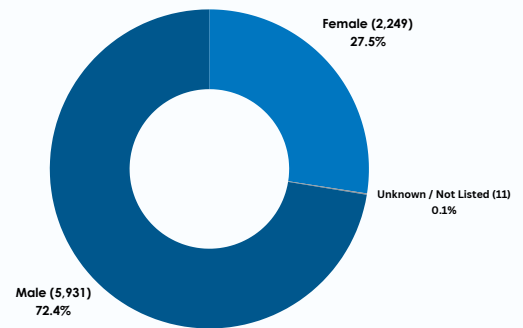
Arrests By Race



Arrests By Ethnicity



Arrests By Gender



Personnel and Training Section

43

Police Officers Hired
40 Graduated

23

Non-Sworn
Employees Hired

97

Background Investigations
Conducted

38,638.75

Training Hours
Logged



Des Moines Police Department

2023 Data and Statistics



Investigations Division: Detectives

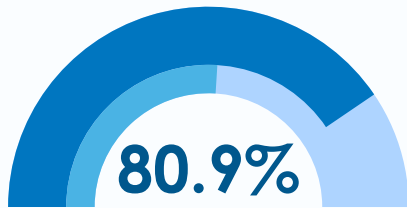
Crimes Cleared in 2023

DMPD Clearance Percentage

National Clearance Percentage (2019)

Aggravated Assault

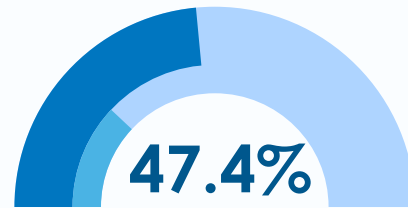
**1,202 Reported Cases



*28.6% above national clearance average

Arson

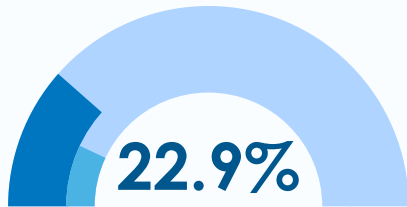
78 Reported Cases (Up 4% from 2022)



*23.6% above national clearance average

Burglary

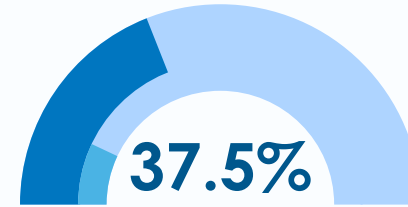
1,238 Reported Cases (Down 0.24% from 2022)



*8.8% above national clearance average

Motor Vehicle Theft

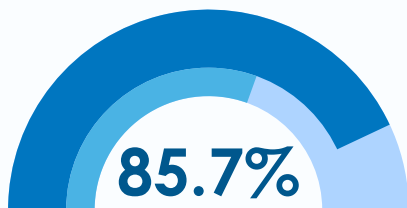
1,364 Reported Cases (Up 25.25% from 2022)



*23.7% above national clearance average

Murder

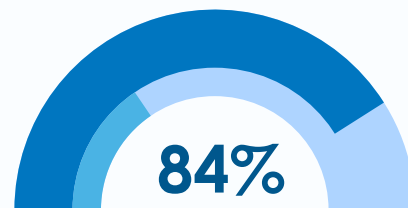
14 Reported Cases (Down 6.67% from 2022)



*24.3% above national clearance average

Rape

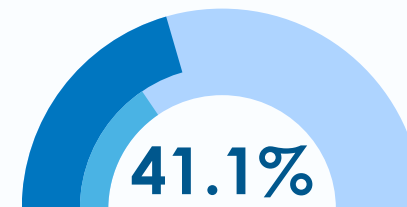
163 Reported Cases (Up 5.84% from 2022)



*51.1% above national clearance average

Robbery

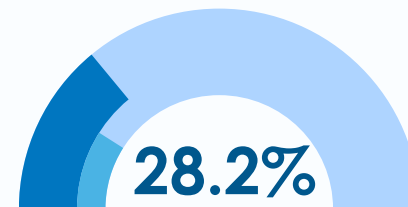
202 Reported Cases (Down 15.48% from 2022)



*10.6% above national clearance average

Theft/Larceny

4,935 Reported Cases (Up 15.95% from 2022)



*9.8% above national clearance average

*All percentages represent DMPD cases cleared compared to national cases cleared average

**2022 Comparative data not available for this crime classification due to data reporting changes



Investigations Division: Narcotics Control

Drugs Seized in 2023

Drug Type	Pounds	Approximate Street Value
Methamphetamine	123	\$2,451,636
Marijuana	189	\$1,284,255
Fentanyl	11	\$747,450
Cocaine / Cocaine Base	13	\$500,565
Heroin	2.42	\$156,765
Wax / Butane Honey	5.20	\$94,224
MDMA	0.31	\$11,796
Psilocybin Mushrooms	0.64	\$2,899