

Des Moines Police Department Annual Reporting

November 4, 2024
City of Des Moines





Des Moines Police Department 2023 Data and Statistics Annual Report

The Des Moines Police Department is committed to data transparency with the public and City stakeholders to strengthen community trust and provide a strategic vision for the agency.

Recent initiatives within DMPD, coupled with a roadmap provided by the Public Works and 21CP reports, have broadened our data collection methods, enhanced data analysis, and produced methods of data delivery for public consumption.

Data Transparency

DMPD has taken steps since 2022 to better collect, analyze, and share departmental data. These initiatives were driven by recommendations set forth by Public Works, LLC and 21CP Solutions, as well as accreditation standards required by CALEA.



Public Works, LLC

- 2.5.1, 2.5.2, 2.5.3 – Data collection on all stops
- 2.5.4 – Expansion of Crime/Offense data
- 3.5.4 – Analysis of stop data prepared in an annual report shared with the public
- 4.5.1 – produce a comprehensive “Annual State of Policing and Public Safety Report”
- 4.5.2 – Develop an interactive Open Data Portal

21CP Solutions

- #1 – Complete all recommendations from the Public Works report regarding data on stops
- #2 – Use data analysts to build feedback structures to analyze and report out data trends on stops
- #6 – Reengage community members who are particularly concerned about the issues of stops and searches
- #9 – Maximize transparency by publishing data and reports on its website

CALEA, Inc.

- Analyses required of various data sets
- Data collection for annual CALEA Information Management Reporting (CIMRS)

Combined Effort

Producing clean and effective data has been the product of many efforts

Community Stakeholders

A desire from community stakeholders for accurate and transparent data

Assessors

Taking the recommendations from Public Works, 21CP, and CALEA standards and putting them into action

Department Personnel

Ensuring all personnel understand the importance of data integrity and receive the training necessary to capture, extract, and analyze good data

External Support

Support from technology vendors and departments outside of the PD to move toward our transparency goals

Public Safety Technology

Meet the new team

Brian Freeman

Deputy Chief Information Officer

Joe Walters

Enterprise Data Engineer

Dumindu Jayasekera

Enterprise Data Scientist

- Driving improvements in the ability of the DMPD to capture, curate, and standardize data quality
- Building a centralized enterprise data analytics and reporting platform for authoritative data sets
- Improving quality of public service by enabling data-driven decisions

Goals of the Annual Report

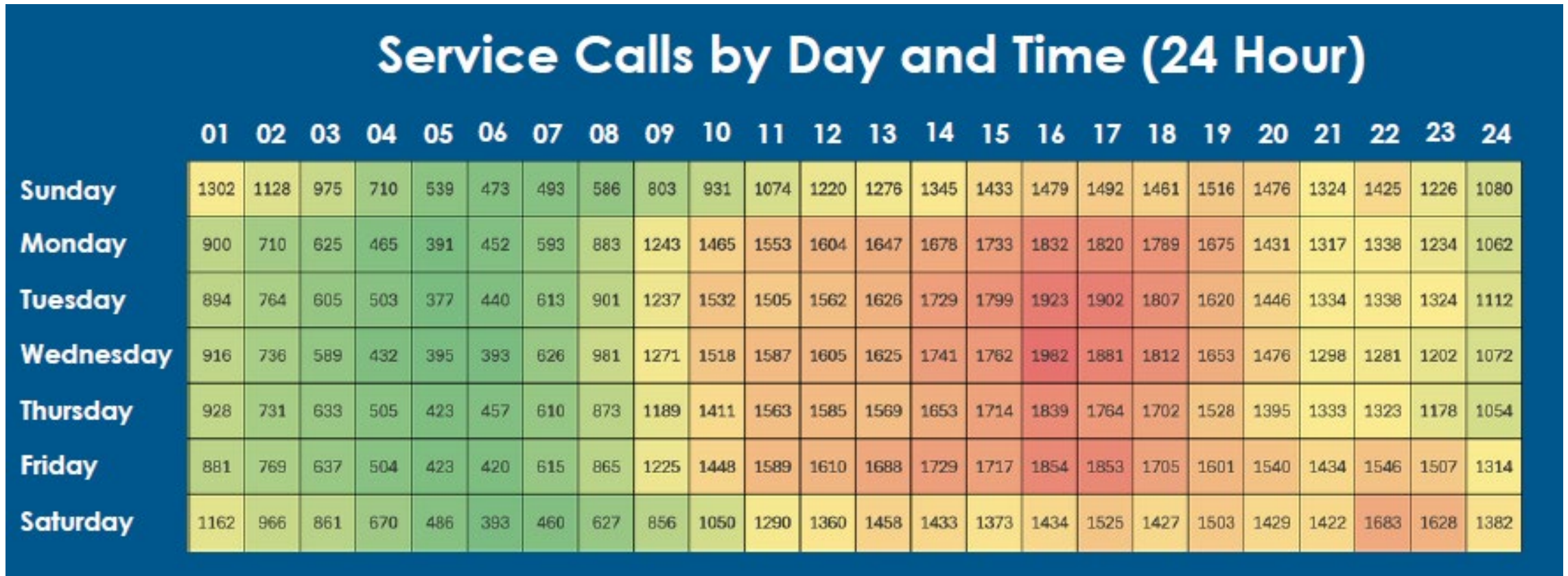
2023 DMPD Annual Report

- Offer insights into departmental operations and provide accountability through transparency
- Strengthen the trust the relationship between the department and community
 - Outline priorities and areas for future improvement

Data-Driven Decision-Making

Making good data work for the department

Service Calls heat mapping



Traffic Data

2023 Annual Report Data

11,406

Total Traffic Tickets
Written by Officers

7,693

Total Warnings
Written by Officers

466

OWI Arrests

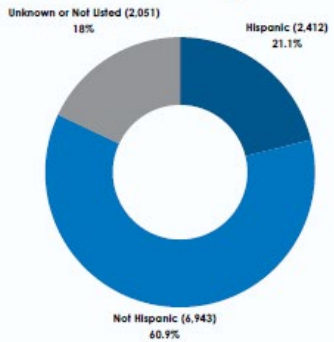
19

Fatal Accidents
Resulting in 20 fatalities

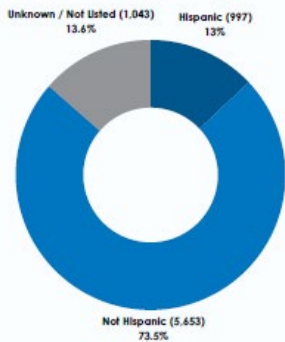
Traffic Citation Data

Breakdown of citation data

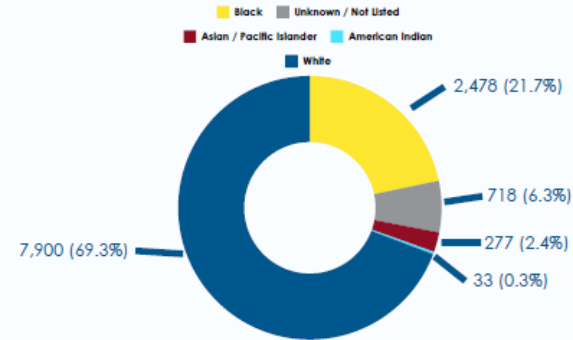
Traffic Tickets By Ethnicity



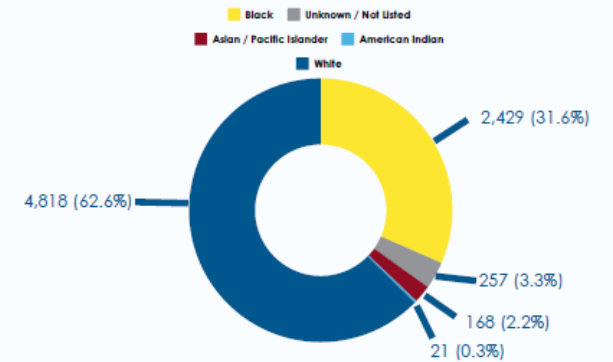
Written Warnings By Ethnicity



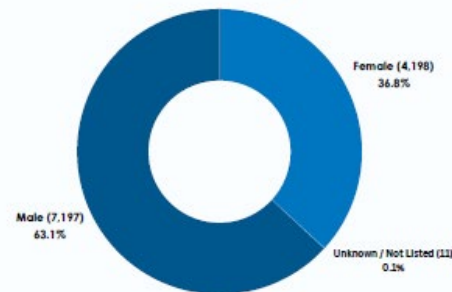
Traffic Tickets By Race



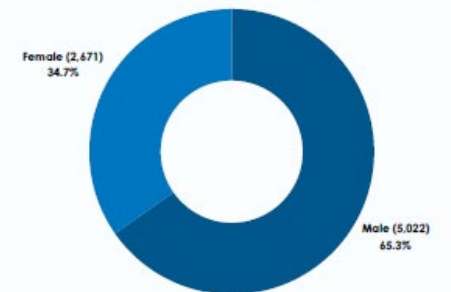
Written Warnings By Race



Traffic Tickets By Gender



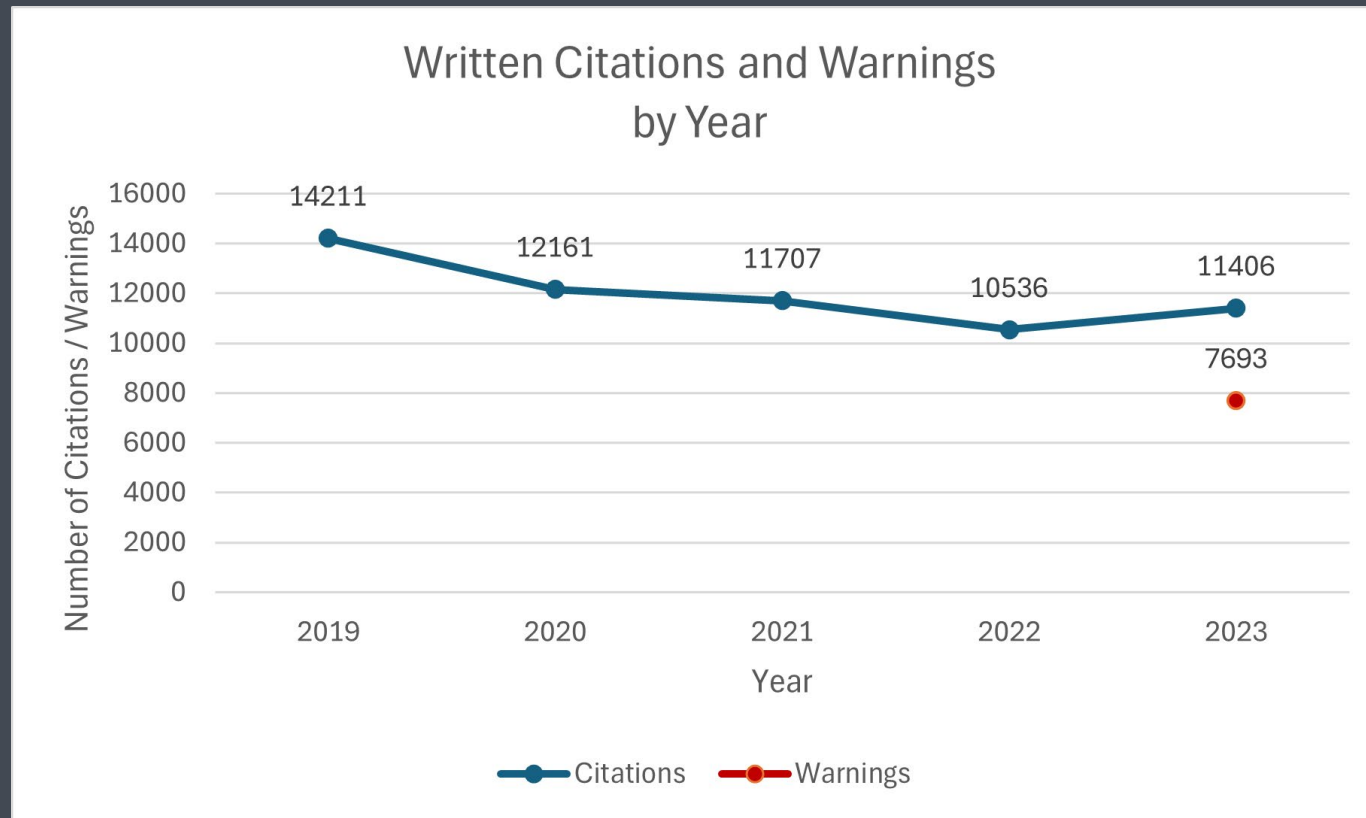
Written Warnings By Gender



Traffic Citation Yearly Analysis

How has new warning procedures changed the landscape of citations?

- Trends show that enforcement is not altered, but it gives officers another tool to gain road safety compliance.
- Allows method to track important demographics of every traffic stop.



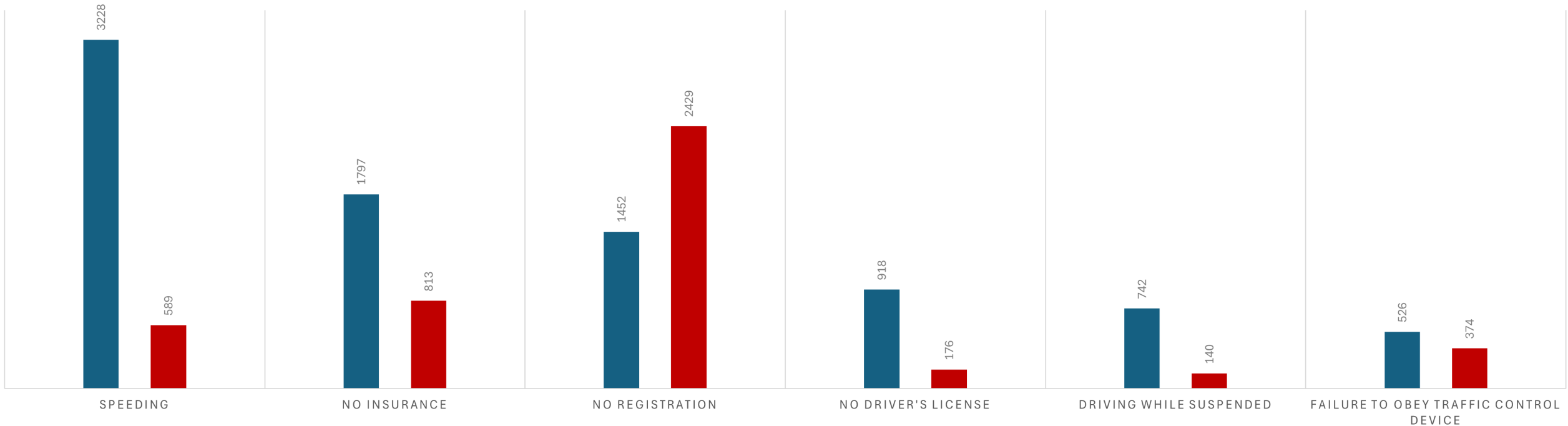
*Written warnings not in effect until 10/19/22

Traffic Citation Data

Top Violations

TOP CITATIONS/WARNINGS - TRACS 2023 BY TOP 6 COMBINED CITATIONS

■ Tickets ■ Warnings

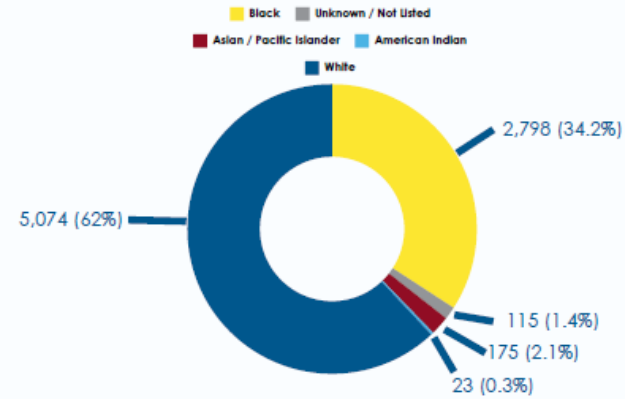


Arrest Data

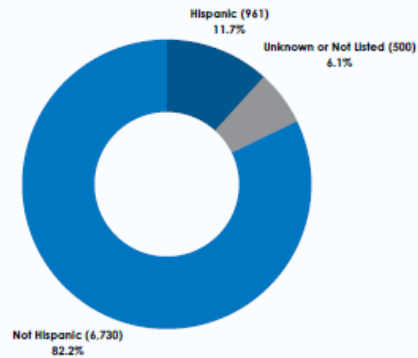
Breakdown of arrest data

8,191
Total Arrests

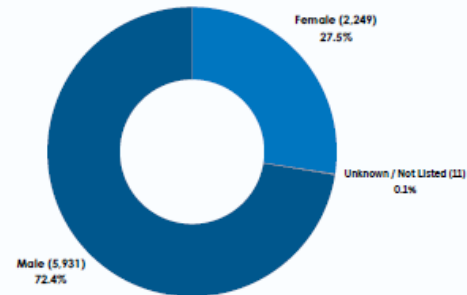
Arrests By Race



Arrests By Ethnicity



Arrests By Gender



DMPD Crime Clearance Rate

DMPD continues to clear crimes well above the national average

Crimes Cleared in 2023

DMPD Clearance Percentage

National Clearance Percentage (2019)

Aggravated Assault

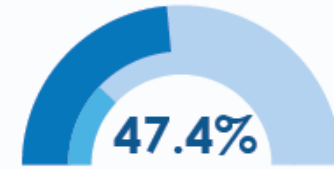
**1,202 Reported Cases



*28.6% above national clearance average

Arson

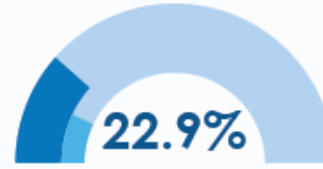
78 Reported Cases (Up 4% from 2022)



*23.6% above national clearance average

Burglary

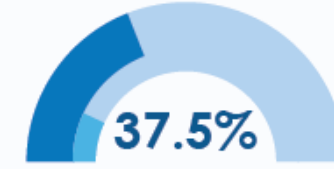
1,238 Reported Cases (Down 0.24% from 2022)



*8.8% above national clearance average

Motor Vehicle Theft

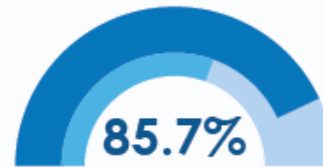
1,364 Reported Cases (Up 25.25% from 2022)



*23.7% above national clearance average

Murder

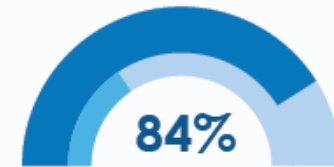
14 Reported Cases (Down 6.67% from 2022)



*24.3% above national clearance average

Rape

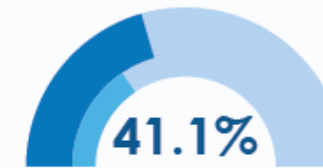
163 Reported Cases (Up 5.84% from 2022)



*51.1% above national clearance average

Robbery

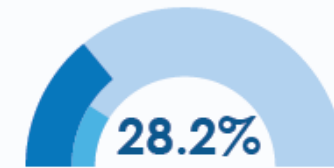
202 Reported Cases (Down 15.48% from 2022)



*10.6% above national clearance average

Theft/Larceny

4,935 Reported Cases (Up 15.95% from 2022)

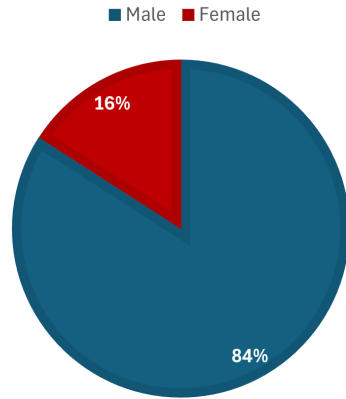


*9.8% above national clearance average

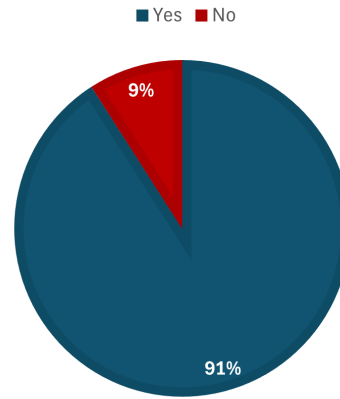
Narcan data

The impact of Narcan administration since 2023*

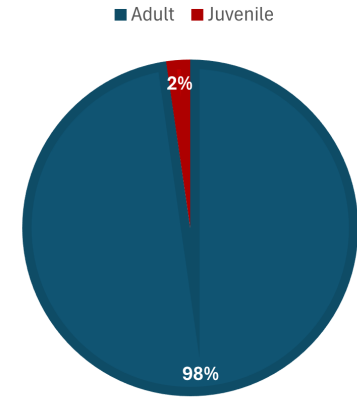
NARCAN USE BASED ON GENDER 2023



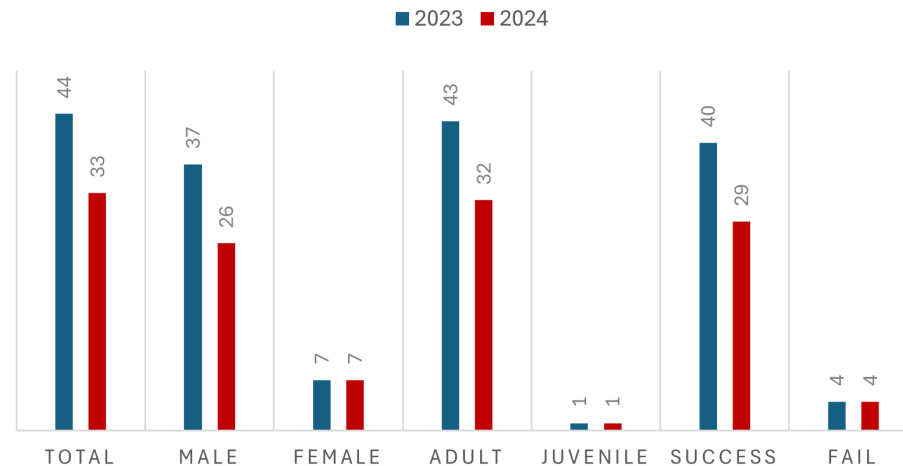
NARCAN SUCCESS RATE 2023



NARCAN USE BASED ON AGE 2023



NARCAN COMPARISON 2023 - 2024

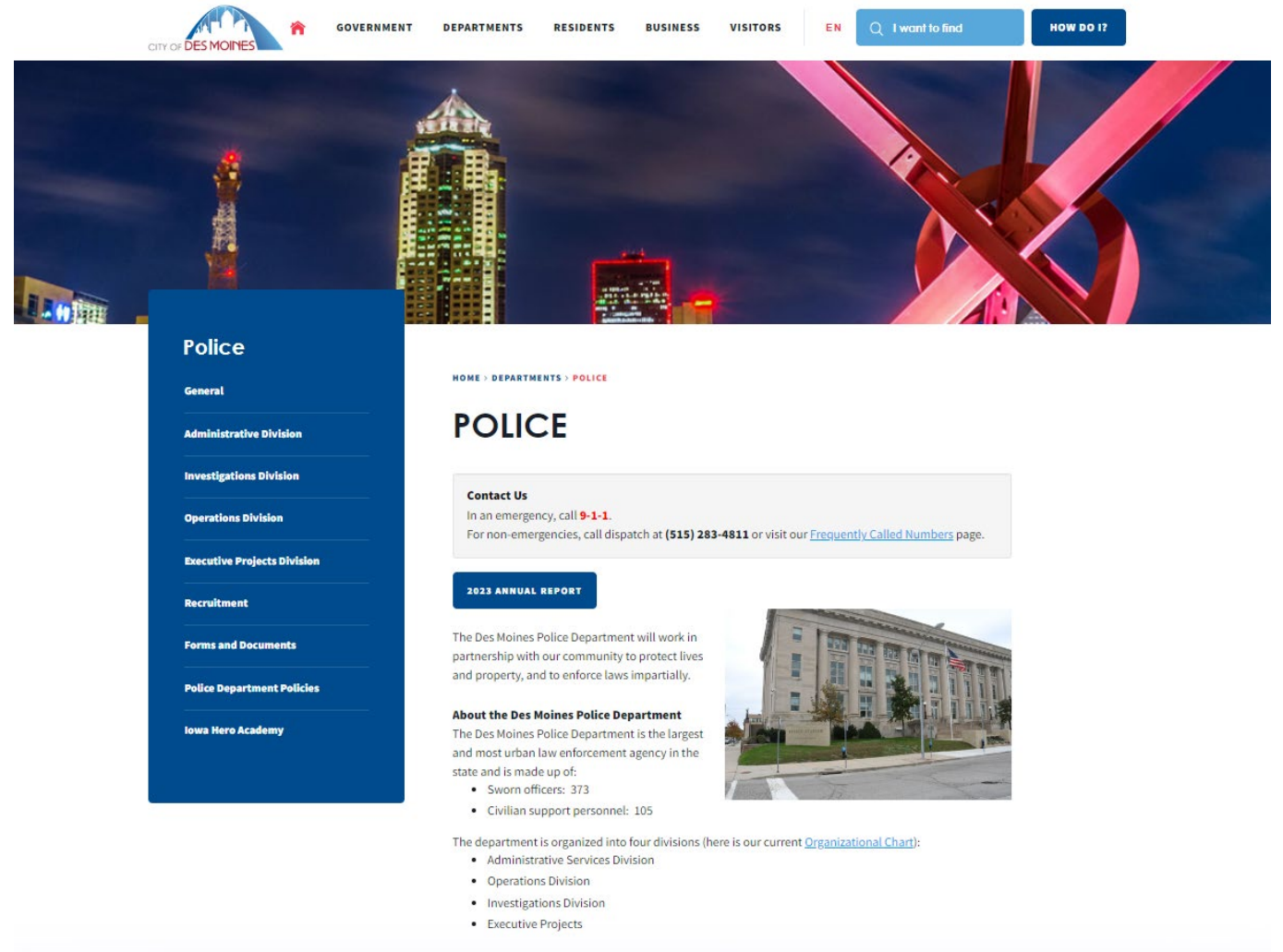


*The administration of Narcan began March of 2023, and full comparative data is not yet available

Access the 2023 Annual Report

Available on the Des Moines Police Department homepage

DMPD 2023 Annual Report will be made easily accessible on the department's homepage with a clickable link



Looking Ahead

Future initiatives of reporting and transparency

- Comprehensive “Annual State of Policing Report” for 2024 data in accordance with Public Works, LLC recommendations
- CALEA Information Management Reporting System (CIMRS) beginning 2025 with CALEA annual reports
- Justice Counts dashboard (expected early 2025)
- Open Data Portal for public access
- Continued compilation of topic specific reports
- Deeper analyses into crime specifics, trends, neighborhoods, etc.

QUESTIONS?



25 E 1st Street
Des Moines, IA 50309



bjodonnell@dmgov.org



(515) – 283 – 4887



THANK YOU