



Clovis Fire Department

Standard #1.1

FIRE APPARATUS ACCESS



Purpose

Allow emergency vehicles to approach a building as close as practical to employ the tools, equipment, staffing necessary for fire control and rescue operations, and emergency medical services delivery.

General

Approved fire apparatus access roads shall be provided for every facility, building or portion of a building hereafter constructed or moved into the City of Clovis. The fire apparatus access road shall extend to within 200 feet of all building openings.

Plans Required

Fire apparatus access requirements including required fire lanes, turn radius, and approved drive surfaces shall be determined by the Clovis Fire Department during site plan review. A scaled drawing with dimensions shall be submitted to the Clovis Fire Department for review and approval.

Specifications

Fire apparatus access shall be determined by measuring from “base of curb” to “base of curb” for roadways that have curbs. When roadways do not have curbs, the measurements shall be from the edge of the roadway surface (approved all weather surface).

Every building shall be accessible to Fire Department apparatus by way of an approved access roadway with an all-weather driving surface.

Fire apparatus access shall be designed to support a gross vehicle weight of 75,000 pounds.

Fire apparatus access shall have an unobstructed vertical clearance of thirteen feet six inches. Vertical clearances or widths shall be increased when, in the opinion of the Fire Chief, vertical clearances or widths are not adequate to provide fire apparatus access.

Turning Radius

The minimum outside turning radius shall be 45 feet. The outside turning radius is the radius of the smallest circle inside of which the vehicle’s tires can turn. The measurement takes into account any front overhang due to the chassis, bumper extensions and/or aerial devices.

Angle of Grade

Access surfaces shall not exceed a 10 percent grade or contain any irregularity creating an angle of approach or departure in excess of 10 percent, except as approved by the Fire Chief.

Turnarounds

Roads that only have a single access and are over 150 feet in length shall be provided with approved turnarounds. Required turnarounds shall be located within one hundred fifty feet of the end of the roadway. Sections of the road requiring fire apparatus to back up shall not include any turns or bends (except required turnarounds).

Maximum (normal) length of single-entry road/driveway designs shall be five-hundred feet (500').

Cul-de-sac turnarounds, intermediate, and "T" and Hammerhead turnarounds shall have a minimum width of 20 feet and 150 feet in length (in the hammerhead). Each leg of the "T" needs to be a minimum of 60 feet.

Fire Lane Marking Requirement for Single Family Residences

Minimum access road width of 36 feet for single family residences.

Roads 36 feet or wider allow for parking on both sides of the street.

Exception: Streets with houses on only one side of the street. Roads 32 feet or greater or less than 36 feet in width require fire lane markings on one side of the street. Parking is allowed on one side of the street.

Streets with Median Islands

On each side of the median island, roads less than 26 feet to a minimum of 20 feet in width, no parking is allowed on each side of the street.

On each side of the median island, roads 26 feet or greater, parking is allowed on one side of the street.

Fire Lane Marking Requirement for Commercial and Multi-Family

Minimum access road with of 36 feet for commercial and multi-family.

Roads 26 feet to less than 32 feet in width require fire lane markings on both sides of the street. No parking is allowed on either side of the street.

Roads 32 feet to less than 36 feet in width require fire lane markings on one side of the street. Parking is allowed on one side of the street.

Roads 36 feet or wider allow for parking on both sides of the street.

Streets with Median Islands

On each side of the median island, roads less than 26 feet to a minimum of 20 feet in width, no parking is allowed on each side of the street.

On each side of the median island, roads 26 feet or greater, parking is allowed on one side of the street.

Fire Lane Marking Requirement for Areas Subject to Loading and Unloading with Truck Traffic

Minimum access road with of thirty feet for areas subject to loading and unloading or truck traffic.

Roads 30 feet to less than 36 feet in width require fire lane markings on both side of the street.

Roads 36 feet to less than 42 feet in width require fire lane markings on one side of the street. Parking is allowed on one side of the street.

Roads 42 feet or wider allow for parking on both sides of the street.

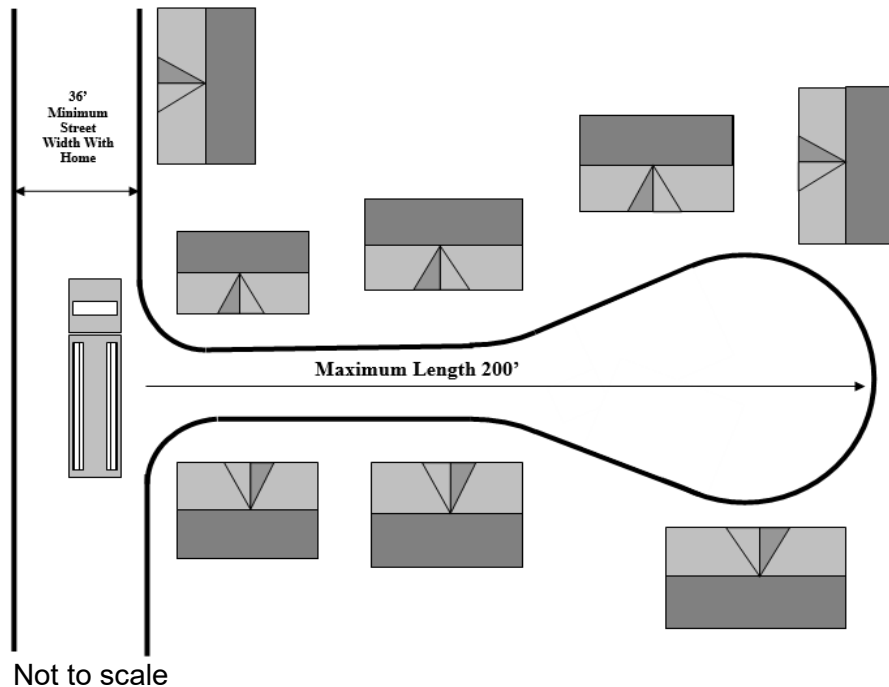
Fire Lane Marking Paid Standard

Curb striping shall be red paint manufactured by Ennis Flint. The paint is available in Fresno at Alert O Lite True Value. (559) 486-4570.

Reduced Street Lengths Requiring No Fire Apparatus Access for Single Family Homes

On residential streets with a maximum length of 400 feet that have two points of access or cul-de-sacs with a maximum length of 200 feet, fire apparatus access is not required. Streets meeting these criteria are not required to meet standard street widths for fire apparatus access. Streets adjacent to the reduced length streets must be a minimum of 36 feet in width. All other streets must provide a minimum of 20 feet of unobstructed width as outlined in this standard. Streets not required for fire apparatus access will need to meet the approved standards of other City of Clovis Departments such as Engineering and Solid Waste.

Maximum two hundred feet Length Cul-de-sacs Not Requiring Fire Department Apparatus Access.



Maximum four hundred feet Length Streets Not Requiring Fire Department Apparatus Access



Aerial Apparatus Ladder Access

Where buildings or portions of buildings are more than 30 feet in height (at the eaves), measured from natural grade, 26-foot driveways shall be located adjacent to at least one side of such building. When a building exceeds 150 feet in length or width, minimum lanes of 26 feet shall be provided adjacent to at least two sides of such buildings. Access driveways shall have curbs painted red and stenciled with **FIRE LANE** every 50 feet or approved **FIRE LANE** signs posted at 50-foot intervals. Driveways shall be aligned to accommodate the use of Fire Department aerial apparatus.

Access roads shall be provided with a minimum distance of fifteen feet from a building. The maximum allowable distance from the building is determined by the building's height and the maximum reach of the Clovis Fire Department's aerial ladder. The ladder reach is measured from its base, which is positioned 7 feet above ground level, the maximum extension of 90 feet at any angle.

Aerial apparatus access driveways shall be provided at opposite ends of the building to provide access to the corners of the building and accommodate a set up area outside of the potential building collapse zone.

All required common vehicular access shall maintain a minimum of 13 feet 6 inches of vertical clearance over the entire width of the access.

Approved Methods of Identification of Fire Lanes

When it is determined by the Clovis Fire Department that a fire lane designation is required on the access roadway, property methods within this standard shall be used for such identification.

Curbs Marking Fire Lanes – the standard for curb marking is illustrated below:



CURB LETTERING

NO PARKING FIRE LANE

Required fire lanes shall be designated by painting the curb red (top and side) and stenciling "Fire Lane" in 3-inch white letters every fifth feet. If no curb is present, paint a 6-inch minimum width red stripe at the edge of the roadway with "Fire Lane" in 3-inch white letters every 50 feet.

Fire Lane Sign

Signs marking fire lanes, as shown in Figure 1 (Page 6), may be required in addition to curbs marked as fire lanes. The signs shall be installed per Figure 3. Spacing of such signs to be within 5 feet of each end of curbed areas and spaced a maximum of 75 feet apart thereafter. Depending on the situation, additional signage may be required. Signs must face oncoming vehicular traffic.

Signs shall be 12" x 18" x 0.80" aluminum with white engineer grade reflective sheeting.

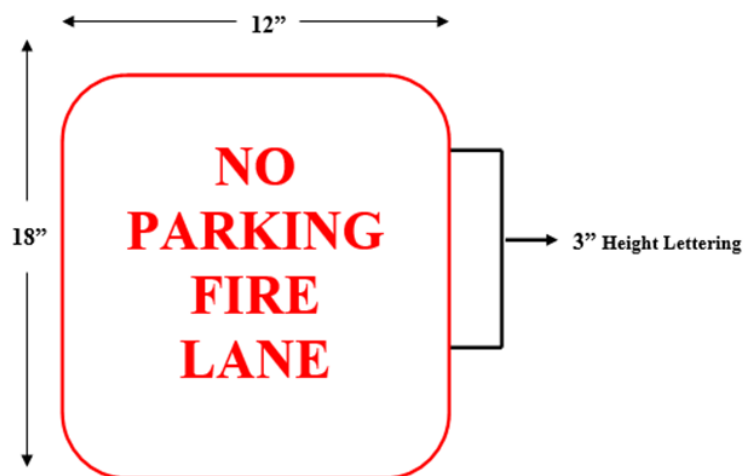


Figure 1

Driveway Entrance Sign

Commercial and multi-family complexes shall install the sign described in Figure 2 at each entrance. This sign may also be required on other projects when determined to be necessary by the fire department.

This sign in Figure 2 shall have radius corners with a 3/8" red border. It shall be 18" x 24" x 0.80" aluminum with engineer grade reflective sheeting.



Figure 2

Sign Installation

Signs may be mounted on existing posts, fences or buildings if the post, fence or building is no more than 24 inches from the curb or edge of road surface. Signs may be installed flush to the wall with fire department approval. See Figure 3 below.

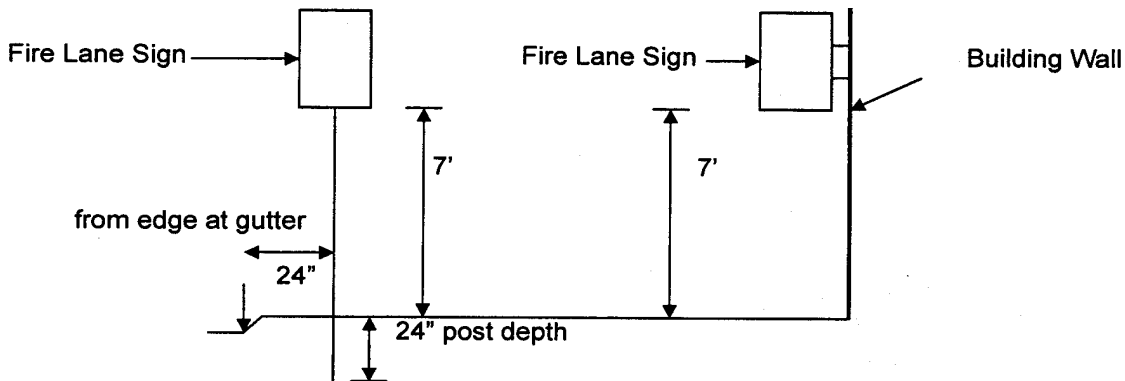


Figure 3

Maintenance

All signs and curb markings are to installed and maintained by the property owner.

Towing From Private Property

Owners are responsible for having vehicles that are parked in a fire lane on private property towed. In order for private property owners to legally cause vehicles to be removed (towed) from their property, such as an apartment complex or business parking lot, they must follow the requirements listed in the California Vehicle Code Section 22658. This is not done by the Clovis Fire Department or the Clovis Police Department.

Maximum Travel Distance to a Residential Occupancy from an Expressway, Arterial, or Collector Street

The maximum travel distance to a residence shall be no more than 2,000 feet from the entrance on expressway, arterial or collector street.