

**Official Certification of the
November 2, 2021 General Election**

I. Call to Order/Pledge of Allegiance

Chairman Ray Lembke called the meeting to order at 10:01 a.m. Director Hemmer-Haight led the Pledge of Allegiance.

II. Roll Call

Ray Lembke – Chair – Yes

Rick Combs – Absent

Gregg Conrad – Yes

Richard Grant – Yes

Also present were Director Stephanie Hemmer-Haight, Deputy Director Chris Dennison and Administrative Assistant Cherie Wilson.

III. Motion to Adopt the Agenda as Presented

2021-149 – Mr. Conrad made the motion to adopt the agenda as presented. Mr. Grant seconded the motion. Upon roll call:

Mr. Combs – Absent

Mr. Conrad – Yes

Mr. Grant – Yes

Mr. Lembke – Yes

IV. Other attendees: Brian Shrive and Julia Carney – Assistant County Prosecutors, Kenny Henning – SOS Liaison, Chris Hicks, Paul Kamphaus

V. Public participation: Each speaker limited to maximum five minutes to address the Board.

Mr. Hicks made a prepared statement regarding Central Committee appointments. There were no questions or comments. Mr. Kamphaus declined when asked if he wished to address the board.

VI. Final Test Deck Verification for the November 2, 2021 General Election

At 10:08 a.m., the board recessed while Mr. Conrad and Mr. Grant and observed the director, deputy director and assistant run the test deck through the DS850 ballot scanner. Since the computer room is a secure area, public attendees were permitted to observe through the glass window.

At 10:33 a.m., the board returned from recess. Mr. Conrad read the results from the newly run test deck report while Mr. Grant compared them to the control sheet. The board found the results matched and that the DS850 ballot scanner was counting accurately.

2021-150 – Mr. Grant made the motion to accept the results of the final test deck verification for the November 2021 General Election. Mr. Conrad seconded the motion. Upon roll call:

Mr. Combs – Absent

Mr. Conrad – Yes

Mr. Grant – Yes

Mr. Lembke – Yes

VII. Final Election Results

Director Hemmer-Haight circulated the Official Results for the board's review. She also presented the overlap worksheets that we will certify to the SOS for the races and issues for which Clermont is the most populous county. The board signed all of the required reporting and certification documents.

2021-151 – Mr. Conrad made the motion to certify the results of the November 2, 2021 General Election and provide the necessary reporting forms to the Secretary of State and other counties, offices, and divisions. Mr. Grant seconded the motion. Upon roll call:

Mr. Combs – Absent

Mr. Conrad – Yes

Mr. Grant – Yes

Mr. Lembke – Yes

VIII. Review Results to Determine Required Automatic Recounts (if any)

Director Hemmer-Haight reported that automatic recounts are required for the Municipal Court Clerk and the Jackson Township Trustee races. Based on our initial overlap calculations, we also expect the SOS to order automatic recounts for the Milford Charter Amendment (Clermont is the most populous county; Milford includes one Hamilton County precinct) and the Loveland School District Board of Education (Hamilton County is the most populous of the three counties for this race).

2021-152 – Mr. Conrad made the motion to set the recounts for Monday, November 29, 2021 at 9:00 a.m. Mr. Grant seconded the motion. Upon roll call:
Mr. Combs – Absent
Mr. Conrad – Yes
Mr. Grant – Yes
Mr. Lembke – Yes

Regular Board Meeting

IX. Approval of Minutes

- October 27, 2021 – Regular Monthly Board Meeting and Public Test

2021-153 – Mr. Grant made the motion to accept the minutes of the October 27, 2021 board meeting. Mr. Conrad seconded the motion. Upon roll call:
Mr. Combs – Absent
Mr. Conrad – Yes
Mr. Grant – Yes
Mr. Lembke – Yes

X. Approval of Bills as of November 19, 2021

Mr. Conrad asked if the part-time employee pay listed on the bills was within the range we expected for this election; Director Hemmer-Haight confirmed that it was.

2021-154 – Mr. Grant made the motion to approve payment of the bills as of November 19, 2021. Mr. Conrad seconded the motion. Upon roll call:
Mr. Combs – Absent
Mr. Conrad – Yes
Mr. Grant – Yes
Mr. Lembke – Yes

XI. Director's report

- Post-Election Audit

Director Hemmer-Haight proposed board meetings on November 29th and December 1st for the recount, and on Monday, December 6th to begin the audit. For the odd-year audit, the SOS has instructed us to audit the contested countywide race (Municipal Court Clerk) and two other races with the most coverage in the precincts we select for the countywide race. She also proposed December 15th for the audit certification and regular board meeting. Mr. Conrad suggested December 13th instead, followed by the holiday luncheon.

Director Hemmer-Haight reported that a UN-P1P voter had been issued two ballots on Election Day. The voter did not see the “spinning clock” on the DS200, got angry, and the PEO issued her another ballot. The board asked if the second ballot was issued as a provisional ballot. Unfortunately, the second ballot was also issued as a regular ballot, not a provisional. The PEO made a mistake that will definitely be addressed in subsequent training; we will remind PEOs to call the board and/or issue provisional ballots if any issues arise. The board decided against referring the voter to the prosecutor, since there was clearly a PEO mistake, and apparently the voter did not realize her first ballot counted.

XII. Deputy Director's report

Deputy Director Dennison had nothing further to add to the Director's report.

XIII. Upcoming Events and Meetings:

- Monday, November 29, 2021 at 9:00 a.m. – Tentative Start of Recount – If any
Recounts must be held within 6-10 days after the Declaration of the Official Results of the Election (November 25 (Thanksgiving) – November 29)
- Office Closed for Thanksgiving – Thursday, November 25 - Friday, November 26, 2021
- Wednesday, December 1 at 9:00 a.m. – Board Meets for Recount Certification
- Monday, December 6, 2021 at 9:00 a.m. – Post Election Audit Begins
Audits must be completed (no later than 14 days after the Certification of Recount of Election)
- Monday, December 13 at 10:00 a.m. – December Regular Board Meeting
 - * Certification of Post-Election Audit
 - * Holiday Party following meeting

- Office Closed – Christmas Holiday – Friday, December 24 – Monday, December 27
- Office Closed – New Year Holiday – Friday, December 31
- Thursday, January 12 - 14, 2022 OAE Winter Conference (virtual REO classes Jan 11)
- Tuesday, June 28 and Wednesday, June 29, 2022 – SOS Summer Conference

XIV. Motion to Adjourn

2021-155 – At 11:06 a.m., Mr. Grant made the motion to adjourn. Mr. Conrad seconded the motion.

Upon roll call:

Mr. Combs – Absent

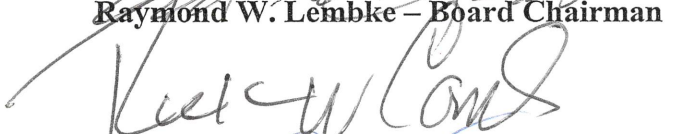
Mr. Conrad – Yes

Mr. Grant – Yes


Mr. Lembke – Yes



Raymond W. Lembke – Board Chairman



Rick W. Combs – Board Member



Gregg L. Conrad – Board Member



Rick Grant – Board Member

Date

12/13/2021

APPROVAL OF BILLS FOR BOARD MEETING

NOVEMBER 19, 2021

[illegible]

Cherie Wilson

From: Cherie Wilson
Sent: Wednesday, October 27, 2021 1:06 PM
To: 'legals@clermontsun.com'
Cc: 'bmilam@clermontsun.com'
Subject: Notice of upcoming board meetings
Attachments: 2021 Nov General Election meetings.docx

Good morning,

Please be advised and post as a PSA (no cost) the attachment regarding the upcoming board meetings for the November 2021 General election. Please let me know if you have any questions.

Thank you,

Cherie Wilson, Administrative Support Specialist
Clermont County Board of Elections
76 S. Riverside Dr.
Batavia, OH 45103
513-732-7485

Clermont County Board of Elections Notice of Board Meetings

The Clermont County Board of Elections has scheduled Board Meetings for

November 2, 2021 at 6:30 a.m. – General Election Day Board Meeting.

November 15, 2021 at 9:00 a.m. – Opening of the Official Canvass and review of provisional ballots.

November 19, 2021 at 10:00 a.m. – Certification of the November 2021 General Election and regular monthly board meeting for general purposes.

The meetings will be held at the Board Office, 76 S. Riverside Dr., Batavia, 45103.

Ray Lembke – Chairman
Stephanie Hemmer-Haight – Director

November 2, 2021 General Election
Official Certification of Results
Signature Form

We, the undersigned Members of the Board of Elections of County indicated below, do hereby certify that the Official Results of the Election (county specific and most-populous, if applicable) submitted to the Secretary of State's Office are valid and accurate, and the number of absentee voters reconciles with the number of absentee ballots cast and counted.


Clermont

County Name

IN WITNESS WHEREOF, we have subscribed our names officially on the date indicated below:

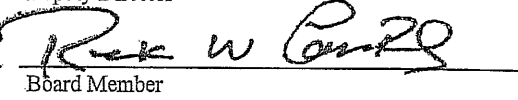
Nov 19, 2021


Today's Date



Director


Deputy Director


Board Member


Board Member


Board Member


Board Member

The Board must complete and sign, scan, and email the signed form to Results@OhioSoS.gov along with the Official Vote Total Summary Report with Group Detail.

Summary Results Report - Group Detail
2021 General Election
November 2, 2021

OFFICIAL RESULTS

Clermont County, Ohio

STATISTICS					
	TOTAL	Election Day	Absentee Mail	Absentee In-Person	Provisional
Election Day Precincts Reporting	168 of 168	168	0	0	0
Registered Voters - Total	143,902				
Ballots Cast - Total	34,286	28,600	3,380	2,052	254
Voter Turnout - Total	23.83%				

Summary Results Report - Group Detail
2021 General Election
November 2, 2021

OFFICIAL RESULTS

Clermont County, Ohio

For Judge of Municipal Court (1-1)
Vote For 1

	TOTAL	VOTE %	Election Day	Absentee Mail	Absentee In-Person	Provisional
Kevin Miles	22,249	100.00%	18,652	2,145	1,308	144
Overvotes	0		0	0	0	0
Undervotes	12,037		9,948	1,235	744	110
Precincts Reporting	168 of 168					

For Judge of Municipal Court (1-2)
Vote For 1

	TOTAL	VOTE %	Election Day	Absentee Mail	Absentee In-Person	Provisional
Jason Nagel	23,200	100.00%	19,506	2,191	1,352	151
Overvotes	0		0	0	0	0
Undervotes	11,086		9,094	1,189	700	103
Precincts Reporting	168 of 168					

For Clerk of Municipal Court
Vote For 1

	TOTAL	VOTE %	Election Day	Absentee Mail	Absentee In-Person	Provisional
Paul Kamphaus	10,021	33.63%	8,532	828	594	67
Tim Rudd	9,949	33.39%	8,355	923	588	83
Ralph Vilardo Jr.	9,826	32.98%	7,881	1,240	650	55
Overvotes	76		58	14	3	1
Undervotes	4,414		3,774	375	217	48
Precincts Reporting	168 of 168					

Summary Results Report - Group Detail
2021 General Election
November 2, 2021

OFFICIAL RESULTS

Clermont County, Ohio

For Member of Council at Large City of Loveland
Vote For 4

	TOTAL	VOTE %	Election Day	Absentee Mail	Absentee In-Person	Provisional
Tim Butler	386	20.73%	359	17	7	3
John Hart	313	16.81%	289	16	8	0
Neal Oury	303	16.27%	290	5	7	1
Kip Ping	298	16.00%	280	10	7	1
Ted Phelps	292	15.68%	269	14	8	1
Kim Lukens	178	9.56%	166	8	3	1
Dave Stanton	92	4.94%	86	2	3	1
Overvotes	0		0	0	0	0
Undervotes	598		541	32	13	12
Precincts Reporting	3 of 3					

For Member of Council at Large City of Milford
Vote For 3

	TOTAL	VOTE %	Election Day	Absentee Mail	Absentee In-Person	Provisional
Lisa Evans	909	36.58%	759	100	46	4
Janet Cooper	797	32.07%	658	96	40	3
Kim Chamberland	779	31.35%	633	102	39	5
Overvotes	0		0	0	0	0
Undervotes	2,561		2,228	206	106	21
Precincts Reporting	7 of 7					

Summary Results Report - Group Detail
2021 General Election
November 2, 2021

OFFICIAL RESULTS

Clermont County, Ohio

For Member of Council Batavia Village
Vote For 4

	TOTAL	VOTE %	Election Day	Absentee Mail	Absentee In-Person	Provisional
C. Scott Runck	217	25.35%	158	17	40	2
Kathy Turner	188	21.96%	139	17	31	1
David Pryor	158	18.46%	114	11	33	0
Jason Gipson	150	17.52%	114	10	25	1
Robert P. Handra	143	16.71%	102	14	26	1
Overvotes	0		0	0	0	0
Undervotes	292		205	11	73	3
Precincts Reporting	1 of 1					

For Member of Council Bethel Village
Vote For 4

	TOTAL	VOTE %	Election Day	Absentee Mail	Absentee In-Person	Provisional
Stephanie Ross	198	24.00%	177	16	5	0
Ron Dunn	190	23.03%	165	20	5	0
Brenda Woodward	170	20.61%	149	16	5	0
Bryan Coogan	168	20.36%	152	13	3	0
Write-In: Alan Ausman	96	11.64%	82	7	6	1
Write-In Totals	99	12.00%	85	7	6	1
Not Assigned	3	0.36%	3	0	0	0
Overvotes	0		0	0	0	0
Undervotes	479		388	48	40	3
Precincts Reporting	2 of 2					

Summary Results Report - Group Detail
2021 General Election
November 2, 2021

OFFICIAL RESULTS

Clermont County, Ohio

For Member of Council Chilo Village
Vote For 4

	TOTAL	VOTE %	Election Day	Absentee Mail	Absentee In-Person	Provisional
Karl Corbett	12	37.50%	8	4	0	0
Ronnia Gittinger	11	34.38%	8	3	0	0
Billy Stevenson Jr.	9	28.12%	5	4	0	0
Overvotes	0		0	0	0	0
Undervotes	16		11	5	0	0
Precincts Reporting	1 of 1					

For Member of Council Felicity Village
Vote For 4

	TOTAL	VOTE %	Election Day	Absentee Mail	Absentee In-Person	Provisional
Arthea Tremper	58	36.71%	51	5	1	1
Owen Wagner	55	34.81%	48	4	2	1
Anita Wagner	45	28.48%	39	3	2	1
Overvotes	0		0	0	0	0
Undervotes	154		134	12	7	1
Precincts Reporting	1 of 1					

For Member of Board of Trustees of Public Affairs Felicity Village
Vote For 1

	TOTAL	VOTE %	Election Day	Absentee Mail	Absentee In-Person	Provisional
No Valid Petition Filed	0		0	0	0	0
Overvotes	0		0	0	0	0
Undervotes	78		68	6	3	1
Precincts Reporting	1 of 1					

Summary Results Report - Group Detail
2021 General Election
November 2, 2021

OFFICIAL RESULTS

Clermont County, Ohio

For Member of Council Moscow Village
Vote For 4

	TOTAL	VOTE %	Election Day	Absentee Mail	Absentee In-Person	Provisional
Todd English	38	20.88%	31	3	0	4
Jo Caudill	36	19.78%	28	2	0	6
Cindy Gorth	36	19.78%	30	1	0	5
Lisa Nicholls	30	16.48%	26	0	0	4
Cheryl Richards	27	14.84%	25	0	0	2
Danny Ray Freeman	15	8.24%	11	0	1	3
Overvotes	0		0	0	0	0
Undervotes	62		53	6	3	0
Precincts Reporting	1 of 1					

For Member of Council Neville Village
Vote For 4

	TOTAL	VOTE %	Election Day	Absentee Mail	Absentee In-Person	Provisional
Cory Spears	5	100.00%	5	0	0	0
Overvotes	0		0	0	0	0
Undervotes	35		35	0	0	0
Precincts Reporting	1 of 1					

Summary Results Report - Group Detail
2021 General Election
November 2, 2021

OFFICIAL RESULTS

Clermont County, Ohio

For Member of Council New Richmond Village
Vote For 4

	TOTAL	VOTE %	Election Day	Absentee Mail	Absentee In-Person	Provisional
Ryan M. Woodruff	291	20.62%	266	16	8	1
Dennis Dalton	247	17.51%	232	8	5	2
Mary Allen	215	15.24%	189	14	11	1
Jon Tharpe	210	14.88%	193	10	7	0
Tonja Simmons	170	12.05%	151	12	6	1
Write-In: Nick Wolf	144	10.21%	132	5	7	0
Minta Colvin	131	9.28%	119	7	2	3
Write-In Totals	147	10.42%	134	5	7	1
Not Assigned	3	0.21%	2	0	0	1
Overvotes	8		8	0	0	0
Undervotes	413		388	8	10	7
Precincts Reporting	2 of 2					

For Member of Council Owensville Village
Vote For 4

	TOTAL	VOTE %	Election Day	Absentee Mail	Absentee In-Person	Provisional
Mike Perry	124	55.11%	108	10	2	4
Mable Sheppard	101	44.89%	93	5	2	1
Overvotes	0		0	0	0	0
Undervotes	611		543	45	12	11
Precincts Reporting	1 of 1					

Summary Results Report - Group Detail
2021 General Election
November 2, 2021

OFFICIAL RESULTS

Clermont County, Ohio

For Member of Council Williamsburg Village
Vote For 4

	TOTAL	VOTE %	Election Day	Absentee Mail	Absentee In-Person	Provisional
Mark Herren	219	17.72%	197	14	5	3
Tim Wood	206	16.67%	182	12	9	3
George Seip	182	14.72%	155	18	7	2
Randy Mercer	181	14.64%	155	13	12	1
Gary Collier	174	14.08%	150	12	11	1
Ryshel Bowling	164	13.27%	139	16	8	1
Joseph W. Martin	110	8.90%	103	2	4	1
Overvotes	0		0	0	0	0
Undervotes	500		459	29	12	0
Precincts Reporting	2 of 2					

For Township Trustees Batavia Township
Vote For 2

	TOTAL	VOTE %	Election Day	Absentee Mail	Absentee In-Person	Provisional
James Sauls Jr.	1,380	51.88%	1,032	151	194	3
Rex A. Parsons	1,280	48.12%	928	146	200	6
Overvotes	0		0	0	0	0
Undervotes	1,440		1,092	145	198	5
Precincts Reporting	17 of 17					

Summary Results Report - Group Detail
2021 General Election
November 2, 2021

OFFICIAL RESULTS

Clermont County, Ohio

For Township Trustees Franklin Township
Vote For 2

	TOTAL	VOTE %	Election Day	Absentee Mail	Absentee In-Person	Provisional
Terry A. Wilson	464	36.28%	398	38	25	3
Doug Utter	337	26.35%	303	18	12	4
Chris Smith	331	25.88%	290	27	12	2
Jerry Manning	147	11.49%	129	11	6	1
Overvotes	2		0	0	0	2
Undervotes	187		158	20	9	0
Precincts Reporting	4 of 4					

For Township Trustees Goshen Township
Vote For 2

	TOTAL	VOTE %	Election Day	Absentee Mail	Absentee In-Person	Provisional
Lisa Allen	1,104	43.35%	931	127	38	8
Dan Hodges	1,091	42.83%	929	125	31	6
Dillon Blevins	352	13.82%	328	13	9	2
Overvotes	18		14	2	0	2
Undervotes	821		676	95	44	6
Precincts Reporting	12 of 12					

For Township Trustees Jackson Township
Vote For 2

	TOTAL	VOTE %	Election Day	Absentee Mail	Absentee In-Person	Provisional
Joe Speeg	353	36.77%	320	14	17	2
Harold S. Herron	305	31.77%	271	15	15	4
JJ Johnson	302	31.46%	272	15	12	3
Overvotes	0		0	0	0	0
Undervotes	220		191	12	12	5
Precincts Reporting	3 of 3					

Summary Results Report - Group Detail
2021 General Election
November 2, 2021

OFFICIAL RESULTS

Clermont County, Ohio

For Township Trustees Miami Township
Vote For 2

	TOTAL	VOTE %	Election Day	Absentee Mail	Absentee In-Person	Provisional
Mary Wolff	6,349	40.62%	5,322	736	252	39
Mark Schulte	5,761	36.86%	4,949	553	229	30
Karl Schultz	3,520	22.52%	2,921	418	156	25
Overvotes	12		10	2	0	0
Undervotes	7,220		6,246	623	281	70
Precincts Reporting	37 of 37					

For Township Trustees Monroe Township
Vote For 2

	TOTAL	VOTE %	Election Day	Absentee Mail	Absentee In-Person	Provisional
Tom Peck	610	37.84%	525	44	38	3
Dwain Forder Sr.	398	24.69%	346	25	27	0
Lindsey Aranyos	369	22.89%	313	29	23	4
Linda McKinley	235	14.58%	173	39	21	2
Overvotes	6		2	4	0	0
Undervotes	308		251	31	21	5
Precincts Reporting	6 of 6					

For Township Trustees Ohio Township
Vote For 2

	TOTAL	VOTE %	Election Day	Absentee Mail	Absentee In-Person	Provisional
Rick L. Hinson	497	54.92%	448	28	18	3
Emily C. Niehaus	408	45.08%	368	26	14	0
Overvotes	0		0	0	0	0
Undervotes	583		532	18	26	7
Precincts Reporting	5 of 5					

Summary Results Report - Group Detail
2021 General Election
November 2, 2021

OFFICIAL RESULTS

Clermont County, Ohio

For Township Trustees Pierce Township
Vote For 2

	TOTAL	VOTE %	Election Day	Absentee Mail	Absentee In-Person	Provisional
Nick Kelly	1,380	37.91%	1,130	149	95	6
Pete Kambelos	1,337	36.73%	1,090	151	87	9
Linda Spitzmiller	572	15.71%	461	61	48	2
Renee Gerber	351	9.64%	289	33	27	2
Overvotes	14		12	2	0	0
Undervotes	546		448	40	55	3
Precincts Reporting	12 of 12					

For Township Trustees Stonelick Township
Vote For 2

	TOTAL	VOTE %	Election Day	Absentee Mail	Absentee In-Person	Provisional
Edward Cooper	702	53.96%	589	61	44	8
Naomi Stahl	599	46.04%	488	58	44	9
Overvotes	0		0	0	0	0
Undervotes	755		659	45	38	13
Precincts Reporting	6 of 6					

For Township Trustees Tate Township
Vote For 2

	TOTAL	VOTE %	Election Day	Absentee Mail	Absentee In-Person	Provisional
Gary Reed	940	36.70%	789	92	53	6
John Wilson	932	36.39%	795	93	36	8
Ron Shouse	546	21.32%	473	45	25	3
Write-In: Greg Schuler	88	3.44%	85	1	2	0
Write-In Totals	143	5.58%	136	2	2	3
Not Assigned	55	2.15%	51	1	0	3
Overvotes	4		4	0	0	0
Undervotes	503		437	36	24	6
Precincts Reporting	7 of 7					

Summary Results Report - Group Detail
2021 General Election
November 2, 2021

OFFICIAL RESULTS

Clermont County, Ohio

For Township Trustees Union Township
Vote For 2

	TOTAL	VOTE %	Election Day	Absentee Mail	Absentee In-Person	Provisional
Joe Dills	3,611	29.72%	2,941	363	286	21
John Becker	2,733	22.49%	2,155	355	206	17
John K. McGraw	2,365	19.46%	1,866	275	206	18
Bob McGee	1,854	15.26%	1,480	199	160	15
Chad Quick	1,588	13.07%	1,144	262	169	13
Overvotes	52		36	12	4	0
Undervotes	1,899		1,482	218	177	22
Precincts Reporting	38 of 38					

For Township Trustees Washington Township
Vote For 2

	TOTAL	VOTE %	Election Day	Absentee Mail	Absentee In-Person	Provisional
Dennis R. Cooper	219	52.02%	181	25	6	7
David Peters	202	47.98%	170	22	5	5
Overvotes	0		0	0	0	0
Undervotes	223		175	29	17	2
Precincts Reporting	3 of 3					

For Township Trustees Wayne Township
Vote For 2

	TOTAL	VOTE %	Election Day	Absentee Mail	Absentee In-Person	Provisional
Harold Grosnickle	453	34.09%	415	25	10	3
Teresa Marie Hinnars	388	29.19%	338	32	17	1
Bill Christie	244	18.36%	221	15	8	0
Loren Harris	244	18.36%	219	17	6	2
Overvotes	0		0	0	0	0
Undervotes	245		213	13	17	2
Precincts Reporting	3 of 3					

Summary Results Report - Group Detail
2021 General Election
November 2, 2021

OFFICIAL RESULTS

Clermont County, Ohio

For Township Trustees Williamsburg Township
Vote For 2

	TOTAL	VOTE %	Election Day	Absentee Mail	Absentee In-Person	Provisional
Bari Henning	670	51.46%	594	27	44	5
Gary Jordan	632	48.54%	557	31	39	5
Overvotes	0		0	0	0	0
Undervotes	622		553	34	27	8
Precincts Reporting	5 of 5					

For Member of Governing Board of Educational Service Center Clermont County ESC
Vote For 3

	TOTAL	VOTE %	Election Day	Absentee Mail	Absentee In-Person	Provisional
Jim Napier	9,571	37.17%	7,927	944	632	68
Sharon Averwater	8,352	32.44%	6,750	919	634	49
Mariann Strosnider	7,823	30.39%	6,295	885	599	44
Overvotes	0		0	0	0	0
Undervotes	23,937		19,672	2,205	1,873	187
Precincts Reporting	110 of 110					

For Member of Governing Board of Educational Service Center Brown County ESC
Vote For 3

	TOTAL	VOTE %	Election Day	Absentee Mail	Absentee In-Person	Provisional
Betty A. Burwinkel	0		0	0	0	0
James Castle	0		0	0	0	0
Kenneth L. Snider	0		0	0	0	0
Overvotes	0		0	0	0	0
Undervotes	0		0	0	0	0
Precincts Reporting	1 of 1					

Summary Results Report - Group Detail
2021 General Election
November 2, 2021

OFFICIAL RESULTS

Clermont County, Ohio

For Member of Governing Board of Educational Service Center (UTE 12-31-23) Brown
Vote For 1

	TOTAL	VOTE %	Election Day	Absentee Mail	Absentee In-Person	Provisional
Jim Ferguson	0		0	0	0	0
Overvotes	0		0	0	0	0
Undervotes	0		0	0	0	0
Precincts Reporting	1 of 1					

For Member of Governing Board of Educational Service Center Hamilton County ESC
Vote For 3

	TOTAL	VOTE %	Election Day	Absentee Mail	Absentee In-Person	Provisional
Melody Ellen Staudt Dargis	0		0	0	0	0
Bill Ferguson Jr.	0		0	0	0	0
Sandy Harrod	0		0	0	0	0
Kristine Heeg	0		0	0	0	0
Overvotes	0		0	0	0	0
Undervotes	0		0	0	0	0
Precincts Reporting	2 of 2					

For Member of Governing Board of Educational Service Center Southern Ohio ESC Sub-
Vote For 1

	TOTAL	VOTE %	Election Day	Absentee Mail	Absentee In-Person	Provisional
Richard Peck	162	100.00%	157	1	3	1
Overvotes	0		0	0	0	0
Undervotes	75		72	1	0	2
Precincts Reporting	1 of 1					

Summary Results Report - Group Detail
2021 General Election
November 2, 2021

OFFICIAL RESULTS

Clermont County, Ohio

For Member of Governing Board of Educational Service Center Warren County ESC
Vote For 3

	TOTAL	VOTE %	Election Day	Absentee Mail	Absentee In-Person	Provisional
Fred M. Anness	5	38.46%	5	0	0	0
Nona Cress	4	30.77%	4	0	0	0
Jiles Farley	4	30.77%	4	0	0	0
Joia Franks	0	0.00%	0	0	0	0
Overvotes	0		0	0	0	0
Undervotes	8		8	0	0	0
Precincts Reporting	1 of 1					

For Member of Board of Education Batavia LSD
Vote For 3

	TOTAL	VOTE %	Election Day	Absentee Mail	Absentee In-Person	Provisional
Barb Bruner	845	37.64%	594	107	142	2
Tim Wilson	734	32.69%	521	93	119	1
Kyle C. Nicolaus	666	29.67%	477	84	104	1
Overvotes	0		0	0	0	0
Undervotes	1,661		1,147	187	325	2
Precincts Reporting	12 of 12					

For Member of Board of Education Bethel-Tate LSD
Vote For 3

	TOTAL	VOTE %	Election Day	Absentee Mail	Absentee In-Person	Provisional
Tiffany Riddle	952	25.83%	823	83	37	9
Jamie Jeffers	881	23.91%	777	62	35	7
William Shula	694	18.83%	600	63	26	5
Melanie R. Jasontek Rubenstein	652	17.69%	552	61	32	7
David R. Brannock	506	13.73%	423	56	25	2
Overvotes	9		9	0	0	0
Undervotes	941		791	74	67	9
Precincts Reporting	10 of 10					

Summary Results Report - Group Detail
2021 General Election
November 2, 2021

OFFICIAL RESULTS

Clermont County, Ohio

For Member of Board of Education Blanchester LSD
Vote For 3

	TOTAL	VOTE %	Election Day	Absentee Mail	Absentee In-Person	Provisional
Kathy Gephart	129	37.72%	123	1	3	2
Mike Williams	112	32.75%	108	1	3	0
Jeremy Kaehler	101	29.53%	96	1	3	1
Overvotes	0		0	0	0	0
Undervotes	369		360	3	0	6
Precincts Reporting	1 of 1					

For Member of Board of Education (UTE 12-31-23) Blanchester LSD
Vote For 1

	TOTAL	VOTE %	Election Day	Absentee Mail	Absentee In-Person	Provisional
No Valid Petition Filed	0		0	0	0	0
Overvotes	0		0	0	0	0
Undervotes	237		229	2	3	3
Precincts Reporting	1 of 1					

For Member of Board of Education Clermont Northeastern LSD
Vote For 2

	TOTAL	VOTE %	Election Day	Absentee Mail	Absentee In-Person	Provisional
Jon Stahl	917	24.49%	791	65	54	7
Becki Johnson	820	21.90%	690	66	56	8
Danny Ilhardt	714	19.07%	596	67	46	5
Mike Mantel	674	18.00%	591	44	33	6
Noah Pennington	620	16.56%	529	46	39	6
Overvotes	32		22	2	6	2
Undervotes	637		533	66	32	6
Precincts Reporting	14 of 14					

Summary Results Report - Group Detail
2021 General Election
November 2, 2021

OFFICIAL RESULTS

Clermont County, Ohio

For Member of Board of Education Felicity-Franklin LSD
Vote For 3

	TOTAL	VOTE %	Election Day	Absentee Mail	Absentee In-Person	Provisional
Randy McElfresh	638	51.83%	543	66	23	6
Yvonne Baker	527	42.81%	451	54	18	4
Write-In: Sabrina Schnarrenberg	46	3.74%	36	1	9	0
Write-In Totals	66	5.36%	53	4	9	0
Not Assigned	20	1.62%	17	3	0	0
Overvotes	0		0	0	0	0
Undervotes	1,460		1,254	140	58	8
Precincts Reporting	7 of 7					

For Member of Board of Education Forest Hills LSD
Vote For 3

	TOTAL	VOTE %	Election Day	Absentee Mail	Absentee In-Person	Provisional
Rachel Baker	0		0	0	0	0
Bob Bibb	0		0	0	0	0
Wendy Strickler Biederman	0		0	0	0	0
Michelle L. Easton	0		0	0	0	0
Forest T. Heis	0		0	0	0	0
Sara Jonas	0		0	0	0	0
Katie Stewart	0		0	0	0	0
Overvotes	0		0	0	0	0
Undervotes	0		0	0	0	0
Precincts Reporting	2 of 2					

Summary Results Report - Group Detail
2021 General Election
November 2, 2021

OFFICIAL RESULTS

Clermont County, Ohio

For Member of Board of Education (UTE 12-31-23) Forest Hills LSD
Vote For 1

	TOTAL	VOTE %	Election Day	Absentee Mail	Absentee In-Person	Provisional
Andrea Granieri	0		0	0	0	0
Linda Marie Hausfeld	0		0	0	0	0
Amy Richardson	0		0	0	0	0
Overvotes	0		0	0	0	0
Undervotes	0		0	0	0	0
Precincts Reporting	2 of 2					

For Member of Board of Education Goshen LSD
Vote For 3

	TOTAL	VOTE %	Election Day	Absentee Mail	Absentee In-Person	Provisional
Bill Herrera	1,060	25.66%	912	107	33	8
Deborah S. Gray	1,039	25.15%	913	92	27	7
John Gray	976	23.63%	852	93	28	3
Lindsey Barrial	385	9.32%	320	48	11	6
Liz Daniels	358	8.67%	297	45	13	3
Amy Bush	313	7.58%	246	51	14	2
Overvotes	15		15	0	0	0
Undervotes	573		456	68	45	4
Precincts Reporting	15 of 15					

Summary Results Report - Group Detail
2021 General Election
November 2, 2021

OFFICIAL RESULTS

Clermont County, Ohio

For Member of Board of Education Little Miami LSD
Vote For 2

	TOTAL	VOTE %	Election Day	Absentee Mail	Absentee In-Person	Provisional
Bobbi Grice	4	40.00%	4	0	0	0
Wayne R. Siebert	3	30.00%	3	0	0	0
Brady Hood	2	20.00%	2	0	0	0
Mary Elmer	1	10.00%	1	0	0	0
Benjamin Stephen	0	0.00%	0	0	0	0
Overvotes	0		0	0	0	0
Undervotes	4		4	0	0	0
Precincts Reporting	1 of 1					

For Member of Board of Education Loveland CSD
Vote For 3

	TOTAL	VOTE %	Election Day	Absentee Mail	Absentee In-Person	Provisional
Eric L. Schwetschenau	1,320	16.31%	1,125	130	58	7
Jonathan Eilert	1,314	16.23%	1,100	154	53	7
Al Joram	1,090	13.47%	987	60	35	8
Eileen Washburn	1,052	13.00%	871	114	61	6
Colette Boyko	1,023	12.64%	927	61	30	5
Elizabeth Mason	1,004	12.40%	900	68	31	5
Elliot Grossman	802	9.91%	677	82	39	4
Anna Bunker	489	6.04%	407	57	22	3
Overvotes	12		12	0	0	0
Undervotes	627		506	78	31	12
Precincts Reporting	11 of 11					

Summary Results Report - Group Detail
2021 General Election
November 2, 2021

OFFICIAL RESULTS

Clermont County, Ohio

For Member of Board of Education (UTE 12-31-23) Loveland CSD
Vote For 1

	TOTAL	VOTE %	Election Day	Absentee Mail	Absentee In-Person	Provisional
Kevin M. Dougherty	1,770	100.00%	1,514	177	72	7
Overvotes	0		0	0	0	0
Undervotes	1,141		990	91	48	12
Precincts Reporting	11 of 11					

For Member of Board of Education Milford Exempted VSD
Vote For 3

	TOTAL	VOTE %	Election Day	Absentee Mail	Absentee In-Person	Provisional
Jerry Combs	5,087	16.65%	4,536	340	178	33
Melissa Hendricks Nolan	4,932	16.14%	4,374	356	165	37
Emily Mason	4,930	16.14%	4,031	618	236	45
Bea Norris	4,813	15.75%	4,289	311	179	34
Christopher Hamm	4,277	14.00%	3,497	537	205	38
Jara Bonner	3,533	11.56%	2,784	531	191	27
James Rhodes	1,743	5.70%	1,413	235	86	9
Joe Krimmer	1,239	4.06%	1,021	162	48	8
Overvotes	36		30	6	0	0
Undervotes	5,983		4,841	756	335	51
Precincts Reporting	40 of 40					

Summary Results Report - Group Detail
2021 General Election
November 2, 2021

OFFICIAL RESULTS

Clermont County, Ohio

For Member of Board of Education New Richmond Exempted VSD
Vote For 3

	TOTAL	VOTE %	Election Day	Absentee Mail	Absentee In-Person	Provisional
Todd W. Wells	1,496	28.44%	1,293	110	83	10
Amy Story	1,292	24.56%	1,104	103	78	7
Jonathan Zimmerman	1,284	24.41%	1,127	79	69	9
Kristin H. Bennett	1,189	22.60%	1,030	86	65	8
Overvotes	6		6	0	0	0
Undervotes	1,870		1,560	147	131	32
Precincts Reporting	16 of 16					

For Member of Board of Education West Clermont LSD
Vote For 3

	TOTAL	VOTE %	Election Day	Absentee Mail	Absentee In-Person	Provisional
Michele Delaney	4,436	34.18%	3,552	498	356	30
Ryan Patton	4,351	33.53%	3,486	497	336	32
Jim Rudy	4,191	32.29%	3,354	469	337	31
Overvotes	0		0	0	0	0
Undervotes	10,770		8,616	1,164	927	63
Precincts Reporting	55 of 55					

For Member of Board of Education Williamsburg LSD
Vote For 3

	TOTAL	VOTE %	Election Day	Absentee Mail	Absentee In-Person	Provisional
Jeff Cummins	646	24.49%	572	35	32	7
Brandon Lindsey	613	23.24%	538	24	42	9
Daniel Knapke	588	22.29%	513	31	37	7
Kevin Burroughs	450	17.06%	396	25	25	4
R. Josh Clifton	341	12.93%	297	16	24	4
Overvotes	6		6	0	0	0
Undervotes	719		660	22	32	5
Precincts Reporting	7 of 7					

Summary Results Report - Group Detail
2021 General Election
November 2, 2021

OFFICIAL RESULTS

Clermont County, Ohio

For Member of Board of Education Western Brown LSD
Vote For 2

	TOTAL	VOTE %	Election Day	Absentee Mail	Absentee In-Person	Provisional
Heather Daugherty	0		0	0	0	0
Lynette Garrett	0		0	0	0	0
Jennifer Patrick	0		0	0	0	0
Overvotes	0		0	0	0	0
Undervotes	0		0	0	0	0
Precincts Reporting	1 of 1					

City of Milford charter
Vote For 1

	TOTAL	VOTE %	Election Day	Absentee Mail	Absentee In-Person	Provisional
Yes	692	50.18%	557	95	35	5
No	687	49.82%	611	43	30	3
Overvotes	0		0	0	0	0
Undervotes	303		258	30	12	3
Precincts Reporting	7 of 7					

City of Milford parks
Vote For 1

	TOTAL	VOTE %	Election Day	Absentee Mail	Absentee In-Person	Provisional
For the Tax Levy	845	51.49%	711	86	42	6
Against the Tax Levy	796	48.51%	682	76	33	5
Overvotes	3		0	2	1	0
Undervotes	38		33	4	1	0
Precincts Reporting	7 of 7					

Summary Results Report - Group Detail
2021 General Election
November 2, 2021

OFFICIAL RESULTS

Clermont County, Ohio

Milford City B Nation Kitchen & Bar
Vote For 1

	TOTAL	VOTE %	Election Day	Absentee Mail	Absentee In-Person	Provisional
Yes	222	81.62%	178	33	8	3
No	50	18.38%	46	3	1	0
Overvotes	0		0	0	0	0
Undervotes	4		4	0	0	0
Precincts Reporting	1 of 1					

Village of Owensville
Vote For 1

	TOTAL	VOTE %	Election Day	Absentee Mail	Absentee In-Person	Provisional
No	143	69.08%	127	11	1	4
Yes	64	30.92%	57	4	3	0
Overvotes	0		0	0	0	0
Undervotes	2		2	0	0	0
Precincts Reporting	1 of 1					

Village of Williamsburg
Vote For 1

	TOTAL	VOTE %	Election Day	Absentee Mail	Absentee In-Person	Provisional
For the Tax Levy	251	59.34%	212	24	12	3
Against the Tax Levy	172	40.66%	163	4	5	0
Overvotes	0		0	0	0	0
Undervotes	11		10	1	0	0
Precincts Reporting	2 of 2					

Summary Results Report - Group Detail
2021 General Election
November 2, 2021

OFFICIAL RESULTS

Clermont County, Ohio

Franklin Township
Vote For 1

	TOTAL	VOTE %	Election Day	Absentee Mail	Absentee In-Person	Provisional
For the Tax Levy	471	65.42%	399	45	23	4
Against the Tax Levy	249	34.58%	227	11	9	2
Overvotes	0		0	0	0	0
Undervotes	14		13	1	0	0
Precincts Reporting	4 of 4					

Goshen Township A - Loveland Express
Vote For 1

	TOTAL	VOTE %	Election Day	Absentee Mail	Absentee In-Person	Provisional
Yes	120	68.18%	104	11	2	3
No	56	31.82%	41	12	3	0
Overvotes	0		0	0	0	0
Undervotes	6		5	1	0	0
Precincts Reporting	1 of 1					

Miami Township L Miamiville Trailyard
Vote For 1

	TOTAL	VOTE %	Election Day	Absentee Mail	Absentee In-Person	Provisional
Yes	225	84.59%	203	14	7	1
No	41	15.41%	41	0	0	0
Overvotes	0		0	0	0	0
Undervotes	1		1	0	0	0
Precincts Reporting	1 of 1					

Summary Results Report - Group Detail
2021 General Election
November 2, 2021

OFFICIAL RESULTS

Clermont County, Ohio

Union Township F Casey's General Store
Vote For 1

	TOTAL	VOTE %	Election Day	Absentee Mail	Absentee In-Person	Provisional
Yes	173	75.55%	127	24	20	2
No	56	24.45%	38	6	11	1
Overvotes	0		0	0	0	0
Undervotes	1		1	0	0	0
Precincts Reporting	1 of 1					

Union Township I Mt Carmel Brewing Co
Vote For 1

	TOTAL	VOTE %	Election Day	Absentee Mail	Absentee In-Person	Provisional
Yes	101	72.66%	85	5	9	2
No	38	27.34%	31	5	1	1
Overvotes	0		0	0	0	0
Undervotes	1		1	0	0	0
Precincts Reporting	1 of 1					

Milford Exempted Village School District
Vote For 1

	TOTAL	VOTE %	Election Day	Absentee Mail	Absentee In-Person	Provisional
For the Bond Issue	6,534	54.20%	5,454	739	285	56
Against the Bond Issue	5,521	45.80%	4,705	528	252	36
Overvotes	1		0	1	0	0
Undervotes	135		113	16	4	2
Precincts Reporting	40 of 40					