

**I. Call to Order/Pledge of Allegiance**

Chairman Ray Lembke called the meeting to order at 9:00 a.m. Mr. Combs led the Pledge of Allegiance.

**II. Roll Call**

Ray Lembke – Chair – Yes

Rick Combs – Yes

Gregg Conrad – Yes

Richard Grant – Yes

Also present were Director Julia Carney, Deputy Director Chris Dennison and Becky Rudd – Clerk taking record.

**III. Approval of Agenda**

**2019-153** – Mr. Grant made the motion to Approve the Agenda as Presented with the removal of item #V. Mr. Conrad seconded the motion. Upon roll call:

Mr. Combs – Yes

Mr. Conrad – Yes

Mr. Grant – Yes

Mr. Lembke – Yes

**IV. Other Attendees – None**

**VI. Determination of Absentee Ballots**

Director Carney advised the Board of the absentee ballots that required Board review.

4 – received after November 5, 2019 (postmarked on or after November 5, 2019)

2 – dropped off in person in the office on 11-13-2019

3 – undeliverable returned

22 – refused nursing home ballots

3 – 11-S forms not returned

34 – to be rejected or not counted

1. Rejected Absentee Ballots

**2019-154** – Mr. Combs made the motion to reject and not count the 34 absentee ballots that should not be counted for reasons previously discussed. Mr. Conrad seconded the motion. Upon roll call:

Mr. Combs – Yes

Mr. Conrad – Yes

Mr. Grant – Yes

Mr. Lembke – Yes

**2019-155** – Mr. Conrad made the motion to reject the additional 16 absentee ballots which have been identified as having a postmark of November 5, 2019 or later. Mr. Combs seconded the motion.

Upon roll call:

Mr. Combs – Yes

Mr. Conrad – Yes

Mr. Grant – Yes

Mr. Lembke – Yes

2. Accepted Absentee Ballots

**2019-156** – Mr. Combs made the motion to accept and count 176 absentee ballots, consisting of 170 that were received after Election Day but postmarked on or before November 4, 2019, 3 UOCAVAs received after Election Day but postmarked on or before November 4, 2019 and 3 absentee ballots that lacked appropriate information on the envelope but for which the voter timely returned the properly completed 11-S form. Mr. Grant seconded the motion. Upon roll call:

Mr. Combs – Yes

Mr. Conrad – Yes

Mr. Grant – Yes

Mr. Lembke – Yes

## **VII. Determination of Provisional Ballots**

Director Carney reviewed the provisional ballots with the Board.

- 1 – no ballot in envelope – don't know if it went in the DS200
- 1 – voter already received a ballot, put in DS200 and stated that she didn't get the ballot
- 2 – no ID on envelope
- 1 – new address in another county
- 6 – voted wrong precinct/wrong location
- 18 – not registered in Ohio

At 9:32 a.m., the Board recessed.

At 9:44 a.m., the Board returned from recess.

### **1. Rejected Provisional Ballots**

**2019-157** – Mr. Conrad made the motion to reject and not count the 29 provisional ballots that were identified. Mr. Combs seconded the motion. Upon roll call:

Mr. Combs – Yes  
Mr. Conrad – Yes  
Mr. Grant – Yes  
Mr. Lembke – Yes

### **2. Accepted Provisional Ballots**

**2019-158** – Mr. Conrad made the motion to accept and remake 17 provisional ballots, that were identified as voted in the correct polling location but the wrong precinct, to the correct precinct and add them to the count.

Mr. Combs seconded the motion. Upon roll call:

Mr. Combs – Yes  
Mr. Conrad – Yes  
Mr. Grant – Yes  
Mr. Lembke – Yes

**2019-159** – Mr. Grant made the motion to accept the 322 valid provisional ballots and add them to the count. Mr. Combs seconded the motion. Upon roll call:

Mr. Combs – Yes  
Mr. Conrad – Yes  
Mr. Grant – Yes  
Mr. Lembke – Yes

## **VIII. Board to Direct the Office Staff to Proceed with Official Canvass**

**2019-160** – Mr. Combs made the motion for the staff to proceed with the Official Canvass. Mr. Conrad seconded the motion. Upon roll call:

Mr. Combs – Yes  
Mr. Conrad – Yes  
Mr. Grant – Yes  
Mr. Lembke – Yes

## **IX. Motion to Pay Poll Workers**

### **1. Motion to pay the Poll Workers (excluding Deborah A. Cook)**

**2019-161** – Mr. Combs made the motion to pay the poll workers except Deborah A. Cook. Mr. Grant seconded the motion. Upon discussion, Mr. Conrad asked if only three poll workers show up to work are we still dividing the fourth poll worker's pay between the other three. Director Carney stated we do not because the State says we pay per day, she does not find any authority to pay them additional money.

Upon roll call:

Mr. Combs – Yes  
Mr. Conrad – Yes  
Mr. Grant – Yes  
Mr. Lembke – Yes

**2019-162** – Mr. Combs made the motion to pay Deborah A. Cook to work the polls for the November 5, 2019 election. Mr. Conrad seconded the motion. Upon discussion, Mr. Conrad asked if there were two Deborah Cooks. Mr. Lembke stated there was and both are in Pierce Township. Upon roll call:

Mr. Combs – Yes  
Mr. Conrad – Yes  
Mr. Grant – Yes  
Mr. Lembke – Abstain

At 10:21 a.m., the Board recessed  
At 10:24 a.m., the Board returned from recess.

**X. Next Meeting Dates:**

November 25, 2019 at 10:00 a.m. – Official Certification and Regular Board Meeting,  
December 5, 2019 at 10:00 a.m. – Begin recount or audit,  
December 18, 2019 at 4:00 p.m. – Filing deadline for the March 17, 2020 Primary Election,  
December 23, 2019 at 10:00 a.m. – Meeting to Certify Candidates & Issues to the March 17, 2020 Primary Election Ballot.

Mr. Combs inquired about central committee candidates running on the March ballot. The Democrat candidates will be on the ballot for 2 year terms. He also asked about the mail house issue. Deputy Director Dennison stated that we have given them our intent for the primary and general elections. On December 4, the absentee staff will go to Montgomery County and tour the process.

Mr. Conrad stated that he read a comment on Facebook regarding a negative sounding remark involving this office, and feels it is best to keep these matters in-house. Mr. Combs is angered by negative comments regarding this office and wants those to know how he feels about the situation. Chairman Lembke believes everyone has to be careful about what is put out on the public domain.

**XI. Motion to Recess until Monday, November 25 at 10:00 a.m. to complete the Official Canvass for the November 5, 2019 General Election**

**2019-163** – At 10:33 a.m., Mr. Combs made the motion to recess until November 25, 2019. Mr. Conrad seconded the motion. Upon roll call:

Mr. Combs – Yes  
Mr. Conrad – Yes  
Mr. Grant – Yes  
Mr. Lembke – Yes

**Certification of November 5, 2019 General Election & Regular Board Meeting  
November 25, 2019 at 10:00 a.m.**

**I. Call Meeting to Order / Pledge of Allegiance**

At 10:03 a.m., Chairman Lembke called the meeting to order. Mr. Conrad led the Pledge of Allegiance.

**II. Roll Call**

Ray Lembke – Chair – Yes  
Rick Combs – Yes  
Gregg Conrad – Yes  
Rick Grant – Yes

Also present were Director Julia Carney, Deputy Director Chris Dennison and Becky Rudd – Clerk taking record.

### **III. Adoption of the Agenda**

**2019-164** – Mr. Combs made the motion to adopt the agenda as presented. Mr. Conrad seconded the motion. Upon roll call:

Mr. Combs – Yes

Mr. Conrad – Yes

Mr. Grant – Yes

Mr. Lembke – Yes

### **IV. Other Attendees** – Tim Rosser, Tara Kelley, Gary Kelley, Ed McCoy, Rex Parsons, Paola Suro.

### **V. Final Test Deck Verification for the General Election – November 5, 2019**

Mr. Grant read from the control sheet while Mr. Conrad compared the results to the newly run report. They found the report to match and that the scanner/computer was counting accurately.

**2019-165** – Mr. Combs made the motion to accept the results of the Test Deck. Mr. Conrad seconded the motion. Upon roll call:

Mr. Combs – Yes

Mr. Conrad – Yes

Mr. Grant – Yes

Mr. Lembke – Yes

### **VI. Final Election Results – Certify Results of the November 5, 2019 General Election**

Director Carney gave the Board the official results.

**2019-166** – Mr. Grant made the motion to certify the results of the November 5, 2019 General Election. Mr. Combs seconded the motion. Upon roll call:

Mr. Combs – Yes

Mr. Conrad – Yes

Mr. Grant – Yes

Mr. Lembke – Yes

### **VII. Review Races to determine required Automatic Recounts, if any**

Director Carney advised the Board the Williamsburg Village Council race qualified for an automatic recount. The Board set the date for the Automatic Recount for December 9, 2019 at 10:00 a.m.

### **VIII. Approval of Minutes of October 23, 2019**

**2019-167** – Mr. Conrad made the motion to approve the minutes of October 23, 2019. Mr. Combs seconded the motion. Upon roll call:

Mr. Combs – Yes

Mr. Conrad – Yes

Mr. Grant – Yes

Mr. Lembke – Yes

### **IX. Approval of Bills as of November 25, 2019**

**2019-168** – Mr. Grant made the motion to approve the bills as of November 25, 2019. Mr. Conrad seconded the motion. Upon discussion, Mr. Combs inquired about the Amazon entry, 2-Cisco Catalyst. Director Carney stated they were the plugs for our new server and came out of the grant monies. Mr. Combs also asked about the off-site storage space thinking it was \$3,000 a month. Director Carney clarified it was \$3,300. Upon roll call:

Mr. Combs – Yes

Mr. Conrad – Yes

Mr. Grant – Yes

Mr. Lembke – Yes

### **X. Director's Report**

Director Carney advised the Board that we have been busy finalizing this election and candidates filing for the March Primary. She and Deputy Director Dennison will be going to Columbus on December 6 for a mandatory training with the Secretary of State regarding cyber security.

### **XI. Deputy Director's Report**

The poll worker training manual must be sent to the Secretary of State by January 10, 2020, we have been working on it with updates for the primary election. The training schedule should be the same. We are training all positions at the same time and will have classes for the new PEOs, so far the feedback has been positive but we don't have the surveys mailed out yet.

We are scheduled to tour the Seachange mail house and Montgomery County BOE on December 4, the absentee staff is going but not sure about our legal counsel.

Chairman Lembke asked when the Boards email accounts become active. Director Carney advised it won't be active until the first of the year because of pricing. He also inquired about a requested recount. Director Carney stated a person has until five days after today to request a recount; it is \$60 per precinct.

The Board signed the Official Election Certification.

### **XII. Meeting Dates**

December 9, 2019 at 10:00 a.m. – Williamsburg Village Council Member recount,  
December 23, 2019 at 10:00 a.m. – Certification of Candidate and Issue Petitions to the  
March 17, 2020 Presidential Primary Ballot and Regular Monthly Board Meeting.

### **XIII. Adjournment**

2019-169 – At 10:36 a.m., Mr. Combs made the motion to adjourn. Mr. Grant seconded the motion.  
Upon roll call:


Mr. Combs – Yes

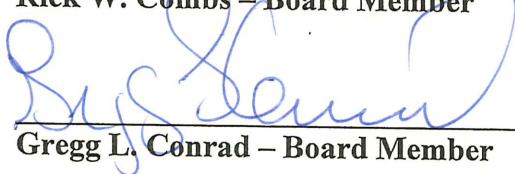
Mr. Conrad – Yes

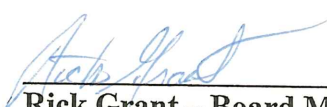
Mr. Grant – Yes

Mr. Lembke – Yes

  
Raymond W. Lembke – Board Chairman

  
Rick W. Combs – Board Member

  
Gregg L. Conrad – Board Member

  
Rick Grant – Board Member

Date 12.23.2019

**Rudd, Rebecca**

---

**From:** Rudd, Rebecca  
**Sent:** Friday, November 8, 2019 11:48 AM  
**To:** clermont sun  
**Subject:** bd mtg notice  
**Attachments:** 2019 nov -cert 11-18 & reg mtg 11-25.docx

Good Morning,

Please be advised and post as a PSA (no cost) the attachment regarding upcoming meetings for the Clermont County Board of Elections. Please let me know if you have any questions.  
Thank you,

Becky Rudd  
Clermont County Board of Elections  
76 S. Riverside Dr.  
Batavia, Ohio 45103  
513-732-7275

**Notice of Meetings  
Clermont County Board of Elections  
76 S. Riverside Dr.  
Batavia, OH 45103  
513-732-7275**

The Clermont County Board of Elections has scheduled Board Meetings for the following dates:

**November 18, 2019 at 9:00 a.m. – Opening of Canvass.**

**November 25, 2019 at 10:00 a.m. – Certification of the November 5, 2019  
General Election & Regular Monthly Board Meeting.**

**Julia Carney – Director**

Summary Results Report - Group Detail  
2019 General  
November 5, 2019

OFFICIAL RESULTS  
  
Clermont County

Statistics	TOTAL	Election Day	Absentee Mail	Absentee In-Person	Provisional
Election Day Precincts Reporting	167 of 167	167	0	0	0
Registered Voters - Total	135,763				
Ballots Cast - Total	33,049	28,367	2,840	1,503	339
Voter Turnout - Total	24.34%				

Summary Results Report - Group Detail  
2019 General  
November 5, 2019

OFFICIAL RESULTS  
  
Clermont County

For Member of Council-at-Large - Loveland							
Vote For 3							
	TOTAL	VOTE %		Election Day	Absentee Mail	Absentee In-Person	Provisional
Pat Ahr	254	10.23%	<div></div>	210	28	15	1
Kathy Bailey	675	27.18%	<div></div>	572	78	18	7
Andy Bateman	591	23.80%	<div></div>	505	66	16	4
Kent G. Blair	495	19.94%	<div></div>	419	61	9	6
Cory O'Donnell	222	8.94%	<div></div>	179	26	17	0
Angela L. Settell	246	9.91%	<div></div>	194	37	14	1
<b>Total Votes Cast</b>	<b>2,483</b>	<b>100.00%</b>	<div></div>	<b>2,079</b>	<b>296</b>	<b>89</b>	<b>19</b>
Overvotes	6			0	6	0	0
Undervotes	793			690	76	19	8
Precincts Reporting	2 of 2						

For Member of Council-at-Large - Milford							
Vote For 4							
	TOTAL	VOTE %		Election Day	Absentee Mail	Absentee In-Person	Provisional
Ted Haskins	673	25.30%	<div></div>	601	53	15	4
Kyle Mitchell	628	23.61%	<div></div>	559	45	20	4
Benjamin E. Redman	602	22.63%	<div></div>	533	50	14	5
Sandra K. Russell	757	28.46%	<div></div>	669	59	21	8
<b>Total Votes Cast</b>	<b>2,660</b>	<b>100.00%</b>	<div></div>	<b>2,362</b>	<b>207</b>	<b>70</b>	<b>21</b>
Overvotes	0			0	0	0	0
Undervotes	2,356			2,110	149	58	39
Precincts Reporting	7 of 7						

For Mayor - Amelia							
Vote For 1							
	TOTAL	VOTE %		Election Day	Absentee Mail	Absentee In-Person	Provisional
Renee Gerber	878	69.19%	<div></div>	726	20	113	19
Todd Hart	391	30.81%	<div></div>	300	42	41	8
<b>Total Votes Cast</b>	<b>1,269</b>	<b>100.00%</b>	<div></div>	<b>1,026</b>	<b>62</b>	<b>154</b>	<b>27</b>
Overvotes	0			0	0	0	0
Undervotes	83			69	6	7	1
Precincts Reporting	3 of 3						

For Member of Council - Amelia							
Vote For 2							
	TOTAL	VOTE %		Election Day	Absentee Mail	Absentee In-Person	Provisional
Clayton Fite	302	13.98%	<div></div>	232	31	32	7
Don Gates	742	34.34%	<div></div>	598	24	108	12
Tim Rosser	725	33.55%	<div></div>	586	26	101	12
Regina Rumke	392	18.14%	<div></div>	310	29	43	10
<b>Total Votes Cast</b>	<b>2,161</b>	<b>100.00%</b>	<div></div>	<b>1,726</b>	<b>110</b>	<b>284</b>	<b>41</b>
Overvotes	4			4	0	0	0
Undervotes	539			460	26	38	15
Precincts Reporting	3 of 3						



Summary Results Report - Group Detail  
2019 General  
November 5, 2019

OFFICIAL RESULTS  
  
Clermont County

For Mayor - Batavia  
Vote For 1

	TOTAL	VOTE %		Election Day	Absentee Mail	Absentee In-Person	Provisional
John Thebout	182	100.00%	<div></div>	156	10	12	4
<b>Total Votes Cast</b>	<b>182</b>	<b>100.00%</b>	<div></div>	<b>156</b>	<b>10</b>	<b>12</b>	<b>4</b>
Overvotes	0			0	0	0	0
Undervotes	68			54	2	12	0
Precincts Reporting	1 of 1						

For Member of Council - Batavia  
Vote For 2

	TOTAL	VOTE %		Election Day	Absentee Mail	Absentee In-Person	Provisional
Diana M. Cole	131	36.80%	<div></div>	112	7	10	2
Jason Garrison	137	38.48%	<div></div>	112	10	12	3
Joseph L. Greener	88	24.72%	<div></div>	72	6	7	3
<b>Total Votes Cast</b>	<b>356</b>	<b>100.00%</b>	<div></div>	<b>296</b>	<b>23</b>	<b>29</b>	<b>8</b>
Overvotes	0			0	0	0	0
Undervotes	144			124	1	19	0
Precincts Reporting	1 of 1						

For Mayor - Bethel  
Vote For 1

	TOTAL	VOTE %		Election Day	Absentee Mail	Absentee In-Person	Provisional
ay Noble	237	100.00%	<div></div>	209	15	6	7
<b>Total Votes Cast</b>	<b>237</b>	<b>100.00%</b>	<div></div>	<b>209</b>	<b>15</b>	<b>6</b>	<b>7</b>
Overvotes	0			0	0	0	0
Undervotes	76			63	9	4	0
Precincts Reporting	2 of 2						

For Member of Council - Bethel  
Vote For 2

	TOTAL	VOTE %		Election Day	Absentee Mail	Absentee In-Person	Provisional
Dawn Hollifield	190	47.38%	<div></div>	162	17	5	6
Lucy Shepherd	211	52.62%	<div></div>	182	16	9	4
<b>Total Votes Cast</b>	<b>401</b>	<b>100.00%</b>	<div></div>	<b>344</b>	<b>33</b>	<b>14</b>	<b>10</b>
Overvotes	0			0	0	0	0
Undervotes	225			200	15	6	4
Precincts Reporting	2 of 2						

For Mayor - Chilo  
Vote For 1

	TOTAL	VOTE %		Election Day	Absentee Mail	Absentee In-Person	Provisional
Marie Stevenson	12	100.00%	<div></div>	11	1	0	0
<b>Total Votes Cast</b>	<b>12</b>	<b>100.00%</b>	<div></div>	<b>11</b>	<b>1</b>	<b>0</b>	<b>0</b>
Overvotes	0			0	0	0	0
Undervotes	4			4	0	0	0
Precincts Reporting	1 of 1						

Summary Results Report - Group Detail  
2019 General  
November 5, 2019

OFFICIAL RESULTS  
  
Clermont County

For Member of Council - Chilo  
Vote For 2

	TOTAL	VOTE %	Election Day	Absentee Mail	Absentee In-Person	Provisional
Ronnia Gittinger	9	31.03% <div></div>	9	0	0	0
Norma McMath	10	34.48% <div></div>	9	1	0	0
Billy Stevenson III	10	34.48% <div></div>	9	1	0	0
<b>Total Votes Cast</b>	<b>29</b>	<b>100.00%</b> <div></div>	<b>27</b>	<b>2</b>	<b>0</b>	<b>0</b>
Overvotes	0		0	0	0	0
Undervotes	3		3	0	0	0
Precincts Reporting	1 of 1					

For Mayor - Felicity  
Vote For 1

	TOTAL	VOTE %	Election Day	Absentee Mail	Absentee In-Person	Provisional
Candidate Withdrew	25	28.74% <div></div>	21	1	1	2
Randy W. Myers	62	71.26% <div></div>	50	7	3	2
<b>Total Votes Cast</b>	<b>87</b>	<b>100.00%</b> <div></div>	<b>71</b>	<b>8</b>	<b>4</b>	<b>4</b>
Overvotes	1		1	0	0	0
Undervotes	5		5	0	0	0
Precincts Reporting	1 of 1					

For Member of Council - Felicity  
Vote For 2

	TOTAL	VOTE %	Election Day	Absentee Mail	Absentee In-Person	Provisional
Dave Ausman	51	34.00% <div></div>	45	3	1	2
Kelly Ausman	46	30.67% <div></div>	40	1	2	3
Nancy Davis	53	35.33% <div></div>	41	7	3	2
<b>Total Votes Cast</b>	<b>150</b>	<b>100.00%</b> <div></div>	<b>126</b>	<b>11</b>	<b>6</b>	<b>7</b>
Overvotes	0		0	0	0	0
Undervotes	36		28	5	2	1
Precincts Reporting	1 of 1					

For Member of Board of Trustees of Public Affairs - Felicity  
Vote For 2

	TOTAL	VOTE %	Election Day	Absentee Mail	Absentee In-Person	Provisional
No Valid Petition Filed	0		0	0	0	0
<b>Total Votes Cast</b>	<b>0</b>		<b>0</b>	<b>0</b>	<b>0</b>	<b>0</b>
Overvotes	0		0	0	0	0
Undervotes	186		154	16	8	8
Precincts Reporting	1 of 1					

Summary Results Report - Group Detail  
2019 General  
November 5, 2019

OFFICIAL RESULTS  
  
Clermont County

For Mayor - Moscow  
Vote For 1

	TOTAL	VOTE %	Election Day	Absentee Mail	Absentee In-Person	Provisional
Tim Suter	35	100.00%	29	3	2	1
<b>Total Votes Cast</b>	<b>35</b>	<b>100.00%</b>	<b>29</b>	<b>3</b>	<b>2</b>	<b>1</b>
Overvotes	0		0	0	0	0
Undervotes	0		0	0	0	0
Precincts Reporting	1 of 1					

For Member of Council - Moscow  
Vote For 2

	TOTAL	VOTE %	Election Day	Absentee Mail	Absentee In-Person	Provisional
Debra Roark	31	51.67%	27	3	0	1
Phil Turner	29	48.33%	23	3	2	1
<b>Total Votes Cast</b>	<b>60</b>	<b>100.00%</b>	<b>50</b>	<b>6</b>	<b>2</b>	<b>2</b>
Overvotes	0		0	0	0	0
Undervotes	10		8	0	2	0
Precincts Reporting	1 of 1					

For Mayor - Neville  
Vote For 1

	TOTAL	VOTE %	Election Day	Absentee Mail	Absentee In-Person	Provisional
No Valid Petition Filed	0		0	0	0	0
<b>Total Votes Cast</b>	<b>0</b>		<b>0</b>	<b>0</b>	<b>0</b>	<b>0</b>
Overvotes	0		0	0	0	0
Undervotes	16		8	8	0	0
Precincts Reporting	1 of 1					

For Clerk-Treasurer - Neville  
Vote For 1

	TOTAL	VOTE %	Election Day	Absentee Mail	Absentee In-Person	Provisional
No Valid Petition Filed	0		0	0	0	0
<b>Total Votes Cast</b>	<b>0</b>		<b>0</b>	<b>0</b>	<b>0</b>	<b>0</b>
Overvotes	0		0	0	0	0
Undervotes	16		8	8	0	0
Precincts Reporting	1 of 1					

For Member of Council - Neville  
Vote For 2

	TOTAL	VOTE %	Election Day	Absentee Mail	Absentee In-Person	Provisional
No Valid Petition Filed	0		0	0	0	0
<b>Total Votes Cast</b>	<b>0</b>		<b>0</b>	<b>0</b>	<b>0</b>	<b>0</b>
Overvotes	0		0	0	0	0
Undervotes	32		16	16	0	0
Precincts Reporting	1 of 1					

Summary Results Report - Group Detail  
2019 General  
November 5, 2019

OFFICIAL RESULTS  
  
Clermont County

For Mayor - New Richmond  
Vote For 1

	TOTAL	VOTE %	Election Day	Absentee Mail	Absentee In-Person	Provisional
Ramona Carr	244	44.12% <div><div></div></div>	222	9	12	1
Glenn Ewing	309	55.88% <div><div></div></div>	286	12	7	4
<b>Total Votes Cast</b>	<b>553</b>	<b>100.00%</b> <div><div></div></div>	<b>508</b>	<b>21</b>	<b>19</b>	<b>5</b>
Overvotes	0		0	0	0	0
Undervotes	4		4	0	0	0
Precincts Reporting	2 of 2					

For Member of Council - New Richmond  
Vote For 2

	TOTAL	VOTE %	Election Day	Absentee Mail	Absentee In-Person	Provisional
Minta Colvin	216	23.30% <div><div></div></div>	198	11	5	2
Richard Feldkamp	368	39.70% <div><div></div></div>	338	11	17	2
Larry Prues	343	37.00% <div><div></div></div>	317	11	11	4
<b>Total Votes Cast</b>	<b>927</b>	<b>100.00%</b> <div><div></div></div>	<b>853</b>	<b>33</b>	<b>33</b>	<b>8</b>
Overvotes	0		0	0	0	0
Undervotes	187		171	9	5	2
Precincts Reporting	2 of 2					

For Mayor - Newtonsville  
Vote For 1

	TOTAL	VOTE %	Election Day	Absentee Mail	Absentee In-Person	Provisional
Write-In Totals	18	100.00% <div><div></div></div>	13	1	3	1
Write-In: Undeclared	10	55.56% <div><div></div></div>	7	1	1	1
Write-In: Kevin Pringle	8	44.44% <div><div></div></div>	6	0	2	0
Not Assigned	0	0.00% <div><div></div></div>	0	0	0	0
<b>Total Votes Cast</b>	<b>18</b>	<b>100.00%</b> <div><div></div></div>	<b>13</b>	<b>1</b>	<b>3</b>	<b>1</b>
Overvotes	0		0	0	0	0
Undervotes	88		72	4	8	4
Precincts Reporting	1 of 1					

For Member of Council - Newtonsville  
Vote For 2

	TOTAL	VOTE %	Election Day	Absentee Mail	Absentee In-Person	Provisional
Write-In Totals	17	100.00% <div><div></div></div>	14	0	2	1
Write-In: Gina Maiorana	10	58.82% <div><div></div></div>	7	0	2	1
Write-In: Undeclared	7	41.18% <div><div></div></div>	7	0	0	0
Not Assigned	0	0.00% <div><div></div></div>	0	0	0	0
<b>Total Votes Cast</b>	<b>17</b>	<b>100.00%</b> <div><div></div></div>	<b>14</b>	<b>0</b>	<b>2</b>	<b>1</b>
Overvotes	0		0	0	0	0
Undervotes	195		156	10	20	9
Precincts Reporting	1 of 1					

Summary Results Report - Group Detail  
2019 General  
November 5, 2019

OFFICIAL RESULTS  
  
Clermont County

For Mayor - Owensville  
Vote For 1

	TOTAL	VOTE %		Election Day	Absentee Mail	Absentee In-Person	Provisional
Rick McEvoy	72	100.00%	<div></div>	62	8	0	2
<b>Total Votes Cast</b>	<b>72</b>	<b>100.00%</b>	<div></div>	<b>62</b>	<b>8</b>	<b>0</b>	<b>2</b>
Overvotes	0			0	0	0	0
Undervotes	12			9	3	0	0
Precincts Reporting	1 of 1						

For Member of Council - Owensville  
Vote For 2

	TOTAL	VOTE %		Election Day	Absentee Mail	Absentee In-Person	Provisional
Joseph Bailey	73	100.00%	<div></div>	62	9	0	2
<b>Total Votes Cast</b>	<b>73</b>	<b>100.00%</b>	<div></div>	<b>62</b>	<b>9</b>	<b>0</b>	<b>2</b>
Overvotes	0			0	0	0	0
Undervotes	95			80	13	0	2
Precincts Reporting	1 of 1						

For Mayor - Williamsburg  
Vote For 1

	TOTAL	VOTE %		Election Day	Absentee Mail	Absentee In-Person	Provisional
Ryshel Bowling	185	48.68%	<div></div>	167	8	10	0
Mary Ann Lefker	195	51.32%	<div></div>	170	10	14	1
<b>Total Votes Cast</b>	<b>380</b>	<b>100.00%</b>	<div></div>	<b>337</b>	<b>18</b>	<b>24</b>	<b>1</b>
Overvotes	0			0	0	0	0
Undervotes	5			3	2	0	0
Precincts Reporting	2 of 2						

For Clerk-Treasurer - Williamsburg  
Vote For 1

	TOTAL	VOTE %		Election Day	Absentee Mail	Absentee In-Person	Provisional
Michael G. Murray	296	100.00%	<div></div>	262	14	20	0
<b>Total Votes Cast</b>	<b>296</b>	<b>100.00%</b>	<div></div>	<b>262</b>	<b>14</b>	<b>20</b>	<b>0</b>
Overvotes	0			0	0	0	0
Undervotes	89			78	6	4	1
Precincts Reporting	2 of 2						

Summary Results Report - Group Detail  
2019 General  
November 5, 2019

OFFICIAL RESULTS  
  
Clermont County

For Member of Council - Williamsburg  
Vote For 2

	TOTAL	VOTE %		Election Day	Absentee Mail	Absentee In-Person	Provisional
Michael J. Brandenburg	95	14.33%	<div></div>	86	4	5	0
James King	123	18.55%	<div></div>	101	7	15	0
Steve Maham	206	31.07%	<div></div>	179	10	16	1
Joseph W. Martin	118	17.80%	<div></div>	108	7	3	0
Anthony Percy	121	18.25%	<div></div>	108	6	6	1
Total Votes Cast	663	100.00%	<div></div>	582	34	45	2
Overvotes	2			2	0	0	0
Undervotes	105			96	6	3	0
Precincts Reporting	2 of 2						

For Township Trustee - Batavia Township  
Vote For 1

	TOTAL	VOTE %		Election Day	Absentee Mail	Absentee In-Person	Provisional
Randy Perry	2,274	100.00%	<div></div>	1,841	182	209	42
Total Votes Cast	2,274	100.00%	<div></div>	1,841	182	209	42
Overvotes	0			0	0	0	0
Undervotes	590			465	51	64	10
Precincts Reporting	16 of 16						

For Fiscal Officer - Batavia Township  
Vote For 1

	TOTAL	VOTE %		Election Day	Absentee Mail	Absentee In-Person	Provisional
Jennifer Haley	2,269	100.00%	<div></div>	1,826	189	212	42
Total Votes Cast	2,269	100.00%	<div></div>	1,826	189	212	42
Overvotes	0			0	0	0	0
Undervotes	595			480	44	61	10
Precincts Reporting	16 of 16						

For Township Trustee - Franklin Township  
Vote For 1

	TOTAL	VOTE %		Election Day	Absentee Mail	Absentee In-Person	Provisional
Robert Griffith	360	54.14%	<div></div>	313	26	17	4
Sabrina Schnarrenberg	305	45.86%	<div></div>	274	19	8	4
Total Votes Cast	665	100.00%	<div></div>	587	45	25	8
Overvotes	0			0	0	0	0
Undervotes	6			6	0	0	0
Precincts Reporting	4 of 4						

Summary Results Report - Group Detail  
2019 General  
November 5, 2019

OFFICIAL RESULTS  
  
Clermont County

For Fiscal Officer - Franklin Township

	TOTAL	VOTE %		Election Day	Absentee Mail	Absentee In-Person	Provisional
Kathy Jarman	578	100.00%	<div></div>	515	34	21	8
<b>Total Votes Cast</b>	<b>578</b>	<b>100.00%</b>	<div></div>	<b>515</b>	<b>34</b>	<b>21</b>	<b>8</b>
Overvotes	0			0	0	0	0
Undervotes	93			78	11	4	0
Precincts Reporting	4 of 4						

For Township Trustee - Goshen Township

	TOTAL	VOTE %		Election Day	Absentee Mail	Absentee In-Person	Provisional
Bob Hausermann	2,040	67.89%	<div></div>	1,800	170	44	26
Bill Pitman	965	32.11%	<div></div>	807	116	33	9
<b>Total Votes Cast</b>	<b>3,005</b>	<b>100.00%</b>	<div></div>	<b>2,607</b>	<b>286</b>	<b>77</b>	<b>35</b>
Overvotes	2			2	0	0	0
Undervotes	254			204	32	10	8
Precincts Reporting	12 of 12						

For Fiscal Officer - Goshen Township

	TOTAL	VOTE %		Election Day	Absentee Mail	Absentee In-Person	Provisional
Laura Engled	2,493	100.00%	<div></div>	2,181	225	55	32
<b>otal Votes Cast</b>	<b>2,493</b>	<b>100.00%</b>	<div></div>	<b>2,181</b>	<b>225</b>	<b>55</b>	<b>32</b>
Overvotes	0			0	0	0	0
Undervotes	768			632	93	32	11
Precincts Reporting	12 of 12						

For Township Trustee - Jackson Township

	TOTAL	VOTE %		Election Day	Absentee Mail	Absentee In-Person	Provisional
Bill Wiederhold	331	100.00%	<div></div>	301	15	14	1
<b>Total Votes Cast</b>	<b>331</b>	<b>100.00%</b>	<div></div>	<b>301</b>	<b>15</b>	<b>14</b>	<b>1</b>
Overvotes	0			0	0	0	0
Undervotes	16			14	2	0	0
Precincts Reporting	3 of 3						

For Fiscal Officer - Jackson Township

	TOTAL	VOTE %		Election Day	Absentee Mail	Absentee In-Person	Provisional
Darrell C. Hawkins	308	100.00%	<div></div>	281	15	12	0
<b>Total Votes Cast</b>	<b>308</b>	<b>100.00%</b>	<div></div>	<b>281</b>	<b>15</b>	<b>12</b>	<b>0</b>
Overvotes	0			0	0	0	0
Undervotes	39			34	2	2	1
Precincts Reporting	3 of 3						

Summary Results Report - Group Detail  
2019 General  
November 5, 2019

OFFICIAL RESULTS  
  
Clermont County

For Township Trustee - Miami Township  
Vote For 1

	TOTAL	VOTE %		Election Day	Absentee Mail	Absentee In-Person	Provisional
Ken Tracy	6,449	100.00%	<div></div>	5,439	748	218	44
<b>Total Votes Cast</b>	<b>6,449</b>	<b>100.00%</b>	<div></div>	<b>5,439</b>	<b>748</b>	<b>218</b>	<b>44</b>
Overvotes	0			0	0	0	0
Undervotes	1,896			1,524	291	68	13
Precincts Reporting	37 of 37						

For Fiscal Officer - Miami Township  
Vote For 1

	TOTAL	VOTE %		Election Day	Absentee Mail	Absentee In-Person	Provisional
Eric C. Ferry	6,338	100.00%	<div></div>	5,342	741	214	41
<b>Total Votes Cast</b>	<b>6,338</b>	<b>100.00%</b>	<div></div>	<b>5,342</b>	<b>741</b>	<b>214</b>	<b>41</b>
Overvotes	0			0	0	0	0
Undervotes	2,007			1,621	298	72	16
Precincts Reporting	37 of 37						

For Township Trustee - Monroe Township  
Vote For 1

	TOTAL	VOTE %		Election Day	Absentee Mail	Absentee In-Person	Provisional
Darlene Jowers	769	100.00%	<div></div>	683	46	34	6
<b>Total Votes Cast</b>	<b>769</b>	<b>100.00%</b>	<div></div>	<b>683</b>	<b>46</b>	<b>34</b>	<b>6</b>
Overvotes	0			0	0	0	0
Undervotes	115			91	22	2	0
Precincts Reporting	6 of 6						

For Fiscal Officer - Monroe Township  
Vote For 1

	TOTAL	VOTE %		Election Day	Absentee Mail	Absentee In-Person	Provisional
Write-In Totals	523	100.00%	<div></div>	473	27	21	2
Write-In: Candice Forder	441	84.32%	<div></div>	405	22	12	2
Write-In: Undeclared	53	10.13%	<div></div>	44	4	5	0
Write-In: Thea Kellum	19	3.63%	<div></div>	17	1	1	0
Write-In: Marie Drew	10	1.91%	<div></div>	7	0	3	0
Not Assigned	0	0.00%	<div></div>	0	0	0	0
<b>Total Votes Cast</b>	<b>523</b>	<b>100.00%</b>	<div></div>	<b>473</b>	<b>27</b>	<b>21</b>	<b>2</b>
Overvotes	0			0	0	0	0
Undervotes	361			301	41	15	4
Precincts Reporting	6 of 6						



Summary Results Report - Group Detail  
2019 General  
November 5, 2019

OFFICIAL RESULTS  
  
Clermont County

For Township Trustee - Ohio Township

Vote For 1	TOTAL	VOTE %	Election Day	Absentee Mail	Absentee In-Person	Provisional
Frank J. Renn	501	49.12% <div></div>	465	18	14	4
Keith Vogelsang	519	50.88% <div></div>	478	16	21	4
<b>Total Votes Cast</b>	<b>1,020</b>	<b>100.00%</b> <div></div>	<b>943</b>	<b>34</b>	<b>35</b>	<b>8</b>
Overvotes	1		1	0	0	0
Undervotes	25		24	1	0	0
Precincts Reporting	5 of 5					

For Fiscal Officer - Ohio Township

Vote For 1	TOTAL	VOTE %	Election Day	Absentee Mail	Absentee In-Person	Provisional
Bill Gilpin	876	100.00% <div></div>	814	25	31	6
<b>Total Votes Cast</b>	<b>876</b>	<b>100.00%</b> <div></div>	<b>814</b>	<b>25</b>	<b>31</b>	<b>6</b>
Overvotes	0		0	0	0	0
Undervotes	170		154	10	4	2
Precincts Reporting	5 of 5					

For Township Trustee - Pierce Township

Vote For 1	TOTAL	VOTE %	Election Day	Absentee Mail	Absentee In-Person	Provisional
Allen M. Freeman	1,912	90.96% <div></div>	1,643	102	138	29
Write-In Totals	190	9.04% <div></div>	142	30	16	2
Write-In: Karen Rebori	150	7.14% <div></div>	107	27	14	2
Write-In: Undeclared	40	1.90% <div></div>	35	3	2	0
Not Assigned	0	0.00% <div></div>	0	0	0	0
<b>Total Votes Cast</b>	<b>2,102</b>	<b>100.00%</b> <div></div>	<b>1,785</b>	<b>132</b>	<b>154</b>	<b>31</b>
Overvotes	1		1	0	0	0
Undervotes	401		341	17	36	7
Precincts Reporting	12 of 12					

For Fiscal Officer - Pierce Township

Vote For 1	TOTAL	VOTE %	Election Day	Absentee Mail	Absentee In-Person	Provisional
Debbie Schwey	2,023	100.00% <div></div>	1,713	124	154	32
<b>Total Votes Cast</b>	<b>2,023</b>	<b>100.00%</b> <div></div>	<b>1,713</b>	<b>124</b>	<b>154</b>	<b>32</b>
Overvotes	0		0	0	0	0
Undervotes	481		414	25	36	6
Precincts Reporting	12 of 12					

Summary Results Report - Group Detail  
2019 General  
November 5, 2019

OFFICIAL RESULTS  
  
Clermont County

For Township Trustee - Stonelick Township							
Vote For 1							
	TOTAL	VOTE %		Election Day	Absentee Mail	Absentee In-Person	Provisional
Dave Pennington	558	100.00%		476	47	30	5
<b>Total Votes Cast</b>	<b>558</b>	<b>100.00%</b>		<b>476</b>	<b>47</b>	<b>30</b>	<b>5</b>
Overvotes	0			0	0	0	0
Undervotes	90			79	5	4	2
Precincts Reporting	6 of 6						

For Fiscal Officer - Stonelick Township							
Vote For 1							
	TOTAL	VOTE %		Election Day	Absentee Mail	Absentee In-Person	Provisional
Tracey Sumner	557	100.00%		476	47	29	5
<b>Total Votes Cast</b>	<b>557</b>	<b>100.00%</b>		<b>476</b>	<b>47</b>	<b>29</b>	<b>5</b>
Overvotes	0			0	0	0	0
Undervotes	91			79	5	5	2
Precincts Reporting	6 of 6						

For Township Trustee - Tate Township							
Vote For 1							
	TOTAL	VOTE %		Election Day	Absentee Mail	Absentee In-Person	Provisional
Howard S. Daugherty	634	46.18%		559	37	30	8
Bob Redden	739	53.82%		661	41	30	7
<b>Total Votes Cast</b>	<b>1,373</b>	<b>100.00%</b>		<b>1,220</b>	<b>78</b>	<b>60</b>	<b>15</b>
Overvotes	3			3	0	0	0
Undervotes	64			60	1	2	1
Precincts Reporting	7 of 7						

For Fiscal Officer - Tate Township							
Vote For 1							
	TOTAL	VOTE %		Election Day	Absentee Mail	Absentee In-Person	Provisional
Kathy Brannock	1,133	100.00%		1,011	60	51	11
<b>Total Votes Cast</b>	<b>1,133</b>	<b>100.00%</b>		<b>1,011</b>	<b>60</b>	<b>51</b>	<b>11</b>
Overvotes	0			0	0	0	0
Undervotes	307			272	19	11	5
Precincts Reporting	7 of 7						

For Township Trustee - Union Township							
Vote For 1							
	TOTAL	VOTE %		Election Day	Absentee Mail	Absentee In-Person	Provisional
Matthew B. Beamer	2,376	36.22%		2,085	162	104	25
Michael Logue	4,184	63.78%		3,658	299	192	35
<b>Total Votes Cast</b>	<b>6,560</b>	<b>100.00%</b>		<b>5,743</b>	<b>461</b>	<b>296</b>	<b>60</b>
Overvotes	1			1	0	0	0
Undervotes	131			112	10	8	1
Precincts Reporting	38 of 38						

Summary Results Report - Group Detail  
2019 General  
November 5, 2019

OFFICIAL RESULTS  
  
Clermont County

For Fiscal Officer - Union Township

	TOTAL	VOTE %	Election Day	Absentee Mail	Absentee In-Person	Provisional
Ronald B. Campbell	5,216	100.00% <div></div>	4,576	352	235	53
<b>Total Votes Cast</b>	<b>5,216</b>	<b>100.00%</b> <div></div>	<b>4,576</b>	<b>352</b>	<b>235</b>	<b>53</b>
Overvotes	0		0	0	0	0
Undervotes	1,476		1,280	119	69	8
Precincts Reporting	38 of 38					

For Township Trustee - Washington Township

	TOTAL	VOTE %	Election Day	Absentee Mail	Absentee In-Person	Provisional
Ron Rudd	278	100.00% <div></div>	216	43	17	2
<b>Total Votes Cast</b>	<b>278</b>	<b>100.00%</b> <div></div>	<b>216</b>	<b>43</b>	<b>17</b>	<b>2</b>
Overvotes	0		0	0	0	0
Undervotes	36		30	5	1	0
Precincts Reporting	3 of 3					

For Fiscal Officer - Washington Township

	TOTAL	VOTE %	Election Day	Absentee Mail	Absentee In-Person	Provisional
Sheila Dufau	269	100.00% <div></div>	213	40	14	2
<b>Total Votes Cast</b>	<b>269</b>	<b>100.00%</b> <div></div>	<b>213</b>	<b>40</b>	<b>14</b>	<b>2</b>
Overvotes	0		0	0	0	0
Undervotes	45		33	8	4	0
Precincts Reporting	3 of 3					

For Township Trustee - Wayne Township

	TOTAL	VOTE %	Election Day	Absentee Mail	Absentee In-Person	Provisional
Mike Mantel	189	21.07% <div></div>	172	9	7	1
Jason Ritter	394	43.92% <div></div>	362	14	14	4
Tony R. Schwab	314	35.01% <div></div>	281	20	8	5
<b>Total Votes Cast</b>	<b>897</b>	<b>100.00%</b> <div></div>	<b>815</b>	<b>43</b>	<b>29</b>	<b>10</b>
Overvotes	4		4	0	0	0
Undervotes	15		11	2	0	2
Precincts Reporting	4 of 4					

For Fiscal Officer - Wayne Township

	TOTAL	VOTE %	Election Day	Absentee Mail	Absentee In-Person	Provisional
Sandra J. Borchers	712	100.00% <div></div>	648	33	22	9
<b>Total Votes Cast</b>	<b>712</b>	<b>100.00%</b> <div></div>	<b>648</b>	<b>33</b>	<b>22</b>	<b>9</b>
Overvotes	0		0	0	0	0
Undervotes	204		182	12	7	3
Precincts Reporting	4 of 4					

Summary Results Report - Group Detail  
2019 General  
November 5, 2019

OFFICIAL RESULTS  
  
Clermont County

For Township Trustee - Williamsburg Township							
Vote For 1							
	TOTAL	VOTE %		Election Day	Absentee Mail	Absentee In-Person	Provisional
Guy N. Bainum	674	100.00%	<div></div>	610	24	37	3
<b>Total Votes Cast</b>	<b>674</b>	<b>100.00%</b>	<div></div>	<b>610</b>	<b>24</b>	<b>37</b>	<b>3</b>
Overvotes	0			0	0	0	0
Undervotes	95			87	2	5	1
Precincts Reporting	5 of 5						

For Fiscal Officer - Williamsburg Township							
Vote For 1							
	TOTAL	VOTE %		Election Day	Absentee Mail	Absentee In-Person	Provisional
Greg Carson	643	100.00%	<div></div>	580	25	36	2
<b>Total Votes Cast</b>	<b>643</b>	<b>100.00%</b>	<div></div>	<b>580</b>	<b>25</b>	<b>36</b>	<b>2</b>
Overvotes	0			0	0	0	0
Undervotes	126			117	1	6	2
Precincts Reporting	5 of 5						

For Member of Governing Board of Educational Service Center - Clermont							
Vote For 2							
	TOTAL	VOTE %		Election Day	Absentee Mail	Absentee In-Person	Provisional
Leo H. Bradley	10,993	49.50%	<div></div>	9,507	788	582	116
Donald A. Collins	11,217	50.50%	<div></div>	9,669	814	606	128
<b>Total Votes Cast</b>	<b>22,210</b>	<b>100.00%</b>	<div></div>	<b>19,176</b>	<b>1,602</b>	<b>1,188</b>	<b>244</b>
Overvotes	0			0	0	0	0
Undervotes	15,210			13,242	948	826	194
Precincts Reporting	110 of 110						

For Member of Governing Board of Educational Service Center - Hamilton							
Vote For 2							
	TOTAL	VOTE %		Election Day	Absentee Mail	Absentee In-Person	Provisional
Fred Hunt	0	0.00%	<div></div>	0	0	0	0
Tim Wagner	2	100.00%	<div></div>	2	0	0	0
<b>Total Votes Cast</b>	<b>2</b>	<b>100.00%</b>	<div></div>	<b>2</b>	<b>0</b>	<b>0</b>	<b>0</b>
Overvotes	0			0	0	0	0
Undervotes	4			4	0	0	0
Precincts Reporting	2 of 2						

For Member of Governing Board of Educational Service Center - Warren							
Vote For 2							
	TOTAL	VOTE %		Election Day	Absentee Mail	Absentee In-Person	Provisional
Jimmy Allen	5	41.67%	<div></div>	3	2	0	0
Sally J. Williams	7	58.33%	<div></div>	5	2	0	0
<b>Total Votes Cast</b>	<b>12</b>	<b>100.00%</b>	<div></div>	<b>8</b>	<b>4</b>	<b>0</b>	<b>0</b>
Overvotes	0			0	0	0	0
Undervotes	2			2	0	0	0
Precincts Reporting	1 of 1						

Summary Results Report - Group Detail  
2019 General  
November 5, 2019

OFFICIAL RESULTS  
  
Clermont County

For Member of Governing Board of Educational Service Center - Brown

	TOTAL	VOTE %	Election Day	Absentee Mail	Absentee In-Person	Provisional
Bryan Mount	0		0	0	0	0
No Valid Petition Filed	0		0	0	0	0
<b>Total Votes Cast</b>	<b>0</b>		<b>0</b>	<b>0</b>	<b>0</b>	<b>0</b>
Overvotes	0		0	0	0	0
Undervotes	0		0	0	0	0
Precincts Reporting	1 of 1					

For Member of Board of Education - Loveland City School District

	TOTAL	VOTE %	Election Day	Absentee Mail	Absentee In-Person	Provisional
Arthur R. Jarvis	2,690	47.34% <div></div>	2,141	439	89	21
Kathryn Lorenz	2,992	52.66% <div></div>	2,374	497	98	23
<b>Total Votes Cast</b>	<b>5,682</b>	<b>100.00%</b> <div></div>	<b>4,515</b>	<b>936</b>	<b>187</b>	<b>44</b>
Overvotes	0		0	0	0	0
Undervotes	5,236		4,167	794	221	54
Precincts Reporting	10 of 10					

For Member of Board of Education - Batavia Local School District

	TOTAL	VOTE %	Election Day	Absentee Mail	Absentee In-Person	Provisional
Michael Enriquez	763	28.93% <div></div>	617	44	90	12
Larence Klopstein	349	13.23% <div></div>	264	31	43	11
Bradley Webb	460	17.44% <div></div>	367	46	44	3
Dennis Wells	571	21.65% <div></div>	451	47	66	7
Tim Wilson	494	18.73% <div></div>	379	48	63	4
<b>Total Votes Cast</b>	<b>2,637</b>	<b>100.00%</b> <div></div>	<b>2,078</b>	<b>216</b>	<b>306</b>	<b>37</b>
Overvotes	10		10	0	0	0
Undervotes	391		318	26	42	5
Precincts Reporting	11 of 11					

For Member of Board of Education - Bethel-Tate Local School District

	TOTAL	VOTE %	Election Day	Absentee Mail	Absentee In-Person	Provisional
Chris Goodman	684	30.33% <div></div>	608	37	30	9
Brandy Pryor	752	33.35% <div></div>	679	37	26	10
Gary Shepherd	819	36.32% <div></div>	734	41	36	8
<b>Total Votes Cast</b>	<b>2,255</b>	<b>100.00%</b> <div></div>	<b>2,021</b>	<b>115</b>	<b>92</b>	<b>27</b>
Overvotes	0		0	0	0	0
Undervotes	659		579	39	36	5
Precincts Reporting	10 of 10					

Summary Results Report - Group Detail  
2019 General  
November 5, 2019

OFFICIAL RESULTS  
  
Clermont County

For Member of Board of Education - Blanchester Local School District  
Vote For 2

	TOTAL	VOTE %	Election Day	Absentee Mail	Absentee In-Person	Provisional
Todd Bandow	130	27.66% <div><div></div></div>	126	2	0	2
Dwayne Dearth	76	16.17% <div><div></div></div>	73	1	1	1
Barbara E. Deemer	101	21.49% <div><div></div></div>	99	0	2	0
John A. Panetta	163	34.68% <div><div></div></div>	157	3	2	1
<b>Total Votes Cast</b>	<b>470</b>	<b>100.00%</b> <div><div></div></div>	<b>455</b>	<b>6</b>	<b>5</b>	<b>4</b>
Overvotes	0		0	0	0	0
Undervotes	94		89	2	1	2
Precincts Reporting	1 of 1					

For Member of Board of Education - Clermont Northeastern Local School District  
Vote For 3

	TOTAL	VOTE %	Election Day	Absentee Mail	Absentee In-Person	Provisional
Brandon Apgar	750	19.32% <div><div></div></div>	644	65	36	5
Karen Crawford	856	22.05% <div><div></div></div>	738	71	42	5
Regina Jenkins	637	16.41% <div><div></div></div>	555	39	37	6
Julie Schmidt	781	20.12% <div><div></div></div>	668	53	51	9
Bryan Sexton	858	22.10% <div><div></div></div>	759	64	32	3
<b>Total Votes Cast</b>	<b>3,882</b>	<b>100.00%</b> <div><div></div></div>	<b>3,364</b>	<b>292</b>	<b>198</b>	<b>28</b>
Overvotes	3		3	0	0	0
Undervotes	1,116		959	77	54	26
Precincts Reporting	15 of 15					

For Member of Board of Education - Felicity-Franklin Local School District  
Vote For 2

	TOTAL	VOTE %	Election Day	Absentee Mail	Absentee In-Person	Provisional
Jennifer L. Broadwell	441	29.07% <div><div></div></div>	374	43	19	5
Andy M. Ninichuck	438	28.87% <div><div></div></div>	378	36	18	6
Billy Stevenson, Jr.	284	18.72% <div><div></div></div>	235	31	15	3
Donald Woodall	354	23.34% <div><div></div></div>	301	41	11	1
<b>Total Votes Cast</b>	<b>1,517</b>	<b>100.00%</b> <div><div></div></div>	<b>1,288</b>	<b>151</b>	<b>63</b>	<b>15</b>
Overvotes	4		4	0	0	0
Undervotes	187		162	21	3	1
Precincts Reporting	7 of 7					

For Member of Board of Education - Forest Hills Local School District  
Vote For 2

	TOTAL	VOTE %	Election Day	Absentee Mail	Absentee In-Person	Provisional
Leslie Rasmussen	1	25.00% <div><div></div></div>	1	0	0	0
Patty Taylor	1	25.00% <div><div></div></div>	1	0	0	0
Tommaso Turchiano	2	50.00% <div><div></div></div>	2	0	0	0
<b>Total Votes Cast</b>	<b>4</b>	<b>100.00%</b> <div><div></div></div>	<b>4</b>	<b>0</b>	<b>0</b>	<b>0</b>
Overvotes	0		0	0	0	0
Undervotes	2		2	0	0	0
Precincts Reporting	2 of 2					

Summary Results Report - Group Detail  
2019 General  
November 5, 2019

OFFICIAL RESULTS  
  
Clermont County

For Member of Board of Education - Goshen Local District  
Vote For 2

	TOTAL	VOTE %		Election Day	Absentee Mail	Absentee In-Person	Provisional
John Benthien	1,336	31.76% <div><div></div></div>		1,170	123	35	8
Julie Casey	1,737	41.29% <div><div></div></div>		1,528	149	40	20
Derrick Holmes	1,134	26.96% <div><div></div></div>		1,008	91	23	12
<b>Total Votes Cast</b>	<b>4,207</b>	<b>100.00%</b> <div><div></div></div>		<b>3,706</b>	<b>363</b>	<b>98</b>	<b>40</b>
Overvotes	2			2	0	0	0
Undervotes	1,773			1,552	139	58	24
Precincts Reporting	15 of 15						

(Unexpired Term) For Member of Board of Education - Goshen Local District  
Vote For 1

	TOTAL	VOTE %		Election Day	Absentee Mail	Absentee In-Person	Provisional
Deborah Gray	2,339	100.00% <div><div></div></div>		2,086	179	51	23
<b>Total Votes Cast</b>	<b>2,339</b>	<b>100.00%</b> <div><div></div></div>		<b>2,086</b>	<b>179</b>	<b>51</b>	<b>23</b>
Overvotes	0			0	0	0	0
Undervotes	652			544	72	27	9
Precincts Reporting	15 of 15						

For Member of Board of Education - Little Miami Local School District  
Vote For 3

	TOTAL	VOTE %		Election Day	Absentee Mail	Absentee In-Person	Provisional
Martin Hamlin	2	11.76% <div><div></div></div>		1	1	0	0
Justin Holman	3	17.65% <div><div></div></div>		3	0	0	0
Diane Horvath	6	35.29% <div><div></div></div>		5	1	0	0
Tony Niemesh	6	35.29% <div><div></div></div>		4	2	0	0
Write-In Totals	0	0.00% <div><div></div></div>		0	0	0	0
Not Assigned	0	0.00% <div><div></div></div>		0	0	0	0
<b>Total Votes Cast</b>	<b>17</b>	<b>100.00%</b> <div><div></div></div>		<b>13</b>	<b>4</b>	<b>0</b>	<b>0</b>
Overvotes	0			0	0	0	0
Undervotes	4			2	2	0	0
Precincts Reporting	1 of 1						

For Member of Board of Education - Milford Exempted Village School District  
Vote For 2

	TOTAL	VOTE %		Election Day	Absentee Mail	Absentee In-Person	Provisional
Emily Chesnut	3,707	34.49% <div><div></div></div>		3,201	367	111	28
Mike Durkee	1,811	16.85% <div><div></div></div>		1,583	151	66	11
Dave Meranda	3,608	33.57% <div><div></div></div>		3,238	248	102	20
James Rhodes	1,621	15.08% <div><div></div></div>		1,403	144	62	12
<b>Total Votes Cast</b>	<b>10,747</b>	<b>100.00%</b> <div><div></div></div>		<b>9,425</b>	<b>910</b>	<b>341</b>	<b>71</b>
Overvotes	8			8	0	0	0
Undervotes	1,747			1,469	202	51	25
Precincts Reporting	40 of 40						

Summary Results Report - Group Detail  
2019 General  
November 5, 2019

OFFICIAL RESULTS  
  
Clermont County

For Member of Board of Education - New Richmond Exempted Village School District						
Vote For 2						
	TOTAL	VOTE %	Election Day	Absentee Mail	Absentee In-Person	Provisional
Tim DuFau	1,627	42.28% <div><div></div></div>	1,471	75	70	11
Steve Hack	656	17.05% <div><div></div></div>	576	53	23	4
Robert Wooten	1,565	40.67% <div><div></div></div>	1,402	91	64	8
<b>Total Votes Cast</b>	<b>3,848</b>	<b>100.00%</b> <div><div></div></div>	<b>3,449</b>	<b>219</b>	<b>157</b>	<b>23</b>
Overvotes	4		4	0	0	0
Undervotes	822		719	57	29	17
Precincts Reporting	16 of 16					

For Member of Board of Education - West Clermont Local School District						
Vote For 2						
	TOTAL	VOTE %	Election Day	Absentee Mail	Absentee In-Person	Provisional
Tammy Brinkman	5,801	41.45% <div><div></div></div>	5,066	346	314	75
Michael Chumley	4,572	32.67% <div><div></div></div>	4,018	294	216	44
Tina Sanborn	3,623	25.89% <div><div></div></div>	3,071	280	220	52
<b>Total Votes Cast</b>	<b>13,996</b>	<b>100.00%</b> <div><div></div></div>	<b>12,155</b>	<b>920</b>	<b>750</b>	<b>171</b>
Overvotes	16		12	0	2	2
Undervotes	4,744		4,127	254	296	67
Precincts Reporting	55 of 55					

(Unexpired Term) Member of Board of Education - West Clermont Local School District						
Vote For 1						
	TOTAL	VOTE %	Election Day	Absentee Mail	Absentee In-Person	Provisional
Michele Delaney	4,615	55.30% <div><div></div></div>	4,062	280	212	61
Ryan Patton	3,731	44.70% <div><div></div></div>	3,224	233	230	44
<b>Total Votes Cast</b>	<b>8,346</b>	<b>100.00%</b> <div><div></div></div>	<b>7,286</b>	<b>513</b>	<b>442</b>	<b>105</b>
Overvotes	5		4	0	1	0
Undervotes	1,027		857	74	81	15
Precincts Reporting	55 of 55					

For Member of Board of Education - Williamsburg Local School District						
Vote For 2						
	TOTAL	VOTE %	Election Day	Absentee Mail	Absentee In-Person	Provisional
Sue Madsen	643	53.90% <div><div></div></div>	576	26	39	2
Charlie Maklem	550	46.10% <div><div></div></div>	492	21	37	0
<b>Total Votes Cast</b>	<b>1,193</b>	<b>100.00%</b> <div><div></div></div>	<b>1,068</b>	<b>47</b>	<b>76</b>	<b>2</b>
Overvotes	0		0	0	0	0
Undervotes	495		452	13	24	6
Precincts Reporting	7 of 7					



Summary Results Report - Group Detail  
2019 General  
November 5, 2019

OFFICIAL RESULTS  
  
Clermont County

For Member of Board of Education - Western Brown Local School District

Vote For 3

	TOTAL	VOTE %	Election Day	Absentee Mail	Absentee In-Person	Provisional
JoAnn Hilderbrandt	0		0	0	0	0
Scott Moore	0		0	0	0	0
RaeJean Mount	0		0	0	0	0
Brian Rhodes	0		0	0	0	0
<b>Total Votes Cast</b>	<b>0</b>		<b>0</b>	<b>0</b>	<b>0</b>	<b>0</b>
Overvotes	0		0	0	0	0
Undervotes	0		0	0	0	0
Precincts Reporting	1 of 1					

Tate Township - Tax Levy

Vote For 1

	TOTAL	VOTE %	Election Day	Absentee Mail	Absentee In-Person	Provisional
For the Tax Levy	563	50.49% <div><div></div></div>	501	32	24	6
Against the Tax Levy	552	49.51% <div><div></div></div>	503	19	27	3
<b>Total Votes Cast</b>	<b>1,115</b>	<b>100.00%</b> <div><div></div></div>	<b>1,004</b>	<b>51</b>	<b>51</b>	<b>9</b>
Overvotes	0		0	0	0	0
Undervotes	12		7	4	1	0
Precincts Reporting	5 of 5					

Liquor Option - Hoppy's Place - Batavia F

Vote For 1

	TOTAL	VOTE %	Election Day	Absentee Mail	Absentee In-Person	Provisional
Yes	135	65.53% <div><div></div></div>	122	7	4	2
No	71	34.47% <div><div></div></div>	58	10	3	0
<b>Total Votes Cast</b>	<b>206</b>	<b>100.00%</b> <div><div></div></div>	<b>180</b>	<b>17</b>	<b>7</b>	<b>2</b>
Overvotes	0		0	0	0	0
Undervotes	4		3	0	0	1
Precincts Reporting	1 of 1					

Blanchester Local School District - Income Tax

Vote For 1

	TOTAL	VOTE %	Election Day	Absentee Mail	Absentee In-Person	Provisional
For the Tax	65	23.13% <div><div></div></div>	63	2	0	0
Against the Tax	216	76.87% <div><div></div></div>	208	2	3	3
<b>Total Votes Cast</b>	<b>281</b>	<b>100.00%</b> <div><div></div></div>	<b>271</b>	<b>4</b>	<b>3</b>	<b>3</b>
Overvotes	0		0	0	0	0
Undervotes	1		1	0	0	0
Precincts Reporting	1 of 1					

Summary Results Report - Group Detail  
2019 General  
November 5, 2019

OFFICIAL RESULTS  
  
Clermont County

Forest Hills Local School District - Tax Levy							
Vote For 1							
	TOTAL	VOTE %		Election Day	Absentee Mail	Absentee In-Person	Provisional
FOR THE TAX LEVY	1	33.33%	<div></div>	1	0	0	0
AGAINST THE TAX LEVY	2	66.67%	<div></div>	2	0	0	0
<b>Total Votes Cast</b>	<b>3</b>	<b>100.00%</b>	<div></div>	<b>3</b>	<b>0</b>	<b>0</b>	<b>0</b>
Overvotes	0			0	0	0	0
Undervotes	0			0	0	0	0
Precincts Reporting	2 of 2						

Goshen Local School District - Bond Issue							
Vote For 1							
	TOTAL	VOTE %		Election Day	Absentee Mail	Absentee In-Person	Provisional
For the bond issue	1,293	43.40%	<div></div>	1,157	85	28	23
Against the bond issue	1,686	56.60%	<div></div>	1,466	163	49	8
<b>Total Votes Cast</b>	<b>2,979</b>	<b>100.00%</b>	<div></div>	<b>2,623</b>	<b>248</b>	<b>77</b>	<b>31</b>
Overvotes	0			0	0	0	0
Undervotes	12			7	3	1	1
Precincts Reporting	15 of 15						

Loveland City School District - Bond Issue and Tax Levies							
Vote For 1							
	TOTAL	VOTE %		Election Day	Absentee Mail	Absentee In-Person	Provisional
FOR THE BOND ISSUE AND TAX LEVIES	1,259	23.13%	<div></div>	955	258	34	12
AGAINST THE BOND ISSUE AND TAX LEVIES	4,185	76.87%	<div></div>	3,376	604	168	37
<b>Total Votes Cast</b>	<b>5,444</b>	<b>100.00%</b>	<div></div>	<b>4,331</b>	<b>862</b>	<b>202</b>	<b>49</b>
Overvotes	0			0	0	0	0
Undervotes	15			10	3	2	0
Precincts Reporting	10 of 10						

Western Brown Local School District - Tax Levy							
Vote For 1							
	TOTAL	VOTE %		Election Day	Absentee Mail	Absentee In-Person	Provisional
For the Tax Levy	0			0	0	0	0
Against the Tax Levy	0			0	0	0	0
<b>Total Votes Cast</b>	<b>0</b>			<b>0</b>	<b>0</b>	<b>0</b>	<b>0</b>
Overvotes	0			0	0	0	0
Undervotes	0			0	0	0	0
Precincts Reporting	1 of 1						

Summary Results Report - Group Detail  
2019 General  
November 5, 2019

OFFICIAL RESULTS  
  
Clermont County

City of Loveland - Proposed Charter Amendment  
Vote For 1

	TOTAL	VOTE %		Election Day	Absentee Mail	Absentee In-Person	Provisional
YES	712	71.27% <div><div></div></div>		585	99	23	5
NO	287	28.73% <div><div></div></div>		253	19	11	4
<b>Total Votes Cast</b>	<b>999</b>	<b>100.00%</b> <div><div></div></div>		<b>838</b>	<b>118</b>	<b>34</b>	<b>9</b>
Overvotes	1			1	0	0	0
Undervotes	94			84	8	2	0
Precincts Reporting	2 of 2						

Milford City - Tax Levy  
Vote For 1

	TOTAL	VOTE %		Election Day	Absentee Mail	Absentee In-Person	Provisional
For the Tax Levy	928	74.78% <div><div></div></div>		819	76	21	12
Against the Tax Levy	313	25.22% <div><div></div></div>		286	13	11	3
<b>Total Votes Cast</b>	<b>1,241</b>	<b>100.00%</b> <div><div></div></div>		<b>1,105</b>	<b>89</b>	<b>32</b>	<b>15</b>
Overvotes	1			1	0	0	0
Undervotes	12			12	0	0	0
Precincts Reporting	7 of 7						

Liquor Option Milford F - Acapulco  
Vote For 1

	TOTAL	VOTE %		Election Day	Absentee Mail	Absentee In-Person	Provisional
es	91	80.53% <div><div></div></div>		85	2	3	1
o	22	19.47% <div><div></div></div>		21	0	1	0
<b>Total Votes Cast</b>	<b>113</b>	<b>100.00%</b> <div><div></div></div>		<b>106</b>	<b>2</b>	<b>4</b>	<b>1</b>
Overvotes	0			0	0	0	0
Undervotes	1			1	0	0	0
Precincts Reporting	1 of 1						

Amelia Village - Surrender Powers  
Vote For 1

	TOTAL	VOTE %		Election Day	Absentee Mail	Absentee In-Person	Provisional
Yes	909	67.48% <div><div></div></div>		752	22	123	12
No	438	32.52% <div><div></div></div>		339	45	38	16
<b>Total Votes Cast</b>	<b>1,347</b>	<b>100.00%</b> <div><div></div></div>		<b>1,091</b>	<b>67</b>	<b>161</b>	<b>28</b>
Overvotes	0			0	0	0	0
Undervotes	5			4	1	0	0
Precincts Reporting	3 of 3						

Summary Results Report - Group Detail  
2019 General  
November 5, 2019

OFFICIAL RESULTS  
  
Clermont County

Village of Williamsburg - Electricity Aggregation							
Vote For 1							
	TOTAL	VOTE %		Election Day	Absentee Mail	Absentee In-Person	Provisional
Yes	161	43.99%	<div><div></div></div>	142	9	10	0
No	205	56.01%	<div><div></div></div>	183	10	11	1
<b>Total Votes Cast</b>	<b>366</b>	<b>100.00%</b>	<div><div></div></div>	<b>325</b>	<b>19</b>	<b>21</b>	<b>1</b>
Overvotes	0			0	0	0	0
Undervotes	19			15	1	3	0
Precincts Reporting	2 of 2						

Village of Newtonsville - Surrender Corporate Powers							
Vote For 1							
	TOTAL	VOTE %		Election Day	Absentee Mail	Absentee In-Person	Provisional
Yes	56	53.85%	<div><div></div></div>	41	3	9	3
No	48	46.15%	<div><div></div></div>	42	2	2	2
<b>Total Votes Cast</b>	<b>104</b>	<b>100.00%</b>	<div><div></div></div>	<b>83</b>	<b>5</b>	<b>11</b>	<b>5</b>
Overvotes	0			0	0	0	0
Undervotes	2			2	0	0	0
Precincts Reporting	1 of 1						

Village of Newtonsville - Proposed Plan of Government							
Vote For 1							
	TOTAL	VOTE %		Election Day	Absentee Mail	Absentee In-Person	Provisional
For the adoption of the commission plan	28	31.11%	<div><div></div></div>	23	0	3	2
Against the adoption of the commission plan	62	68.89%	<div><div></div></div>	48	4	8	2
<b>Total Votes Cast</b>	<b>90</b>	<b>100.00%</b>	<div><div></div></div>	<b>71</b>	<b>4</b>	<b>11</b>	<b>4</b>
Overvotes	0			0	0	0	0
Undervotes	16			14	1	0	1
Precincts Reporting	1 of 1						

Village of Newtonsville - Adoption of Recall							
Vote For 1							
	TOTAL	VOTE %		Election Day	Absentee Mail	Absentee In-Person	Provisional
For the adoption of the recall	27	32.53%	<div><div></div></div>	21	0	6	0
Against the adoption of the recall	56	67.47%	<div><div></div></div>	43	4	5	4
<b>Total Votes Cast</b>	<b>83</b>	<b>100.00%</b>	<div><div></div></div>	<b>64</b>	<b>4</b>	<b>11</b>	<b>4</b>
Overvotes	0			0	0	0	0
Undervotes	23			21	1	0	1
Precincts Reporting	1 of 1						