

I. Call to Order/Pledge of Allegiance

Chairman Ray Lembke called the meeting to order at 9:00 a.m. Deputy Director Dennison led the Pledge of Allegiance.

II. Roll Call

Ray Lembke – Chair – Yes

Rick Combs – Yes

Gregg Conrad – Yes

Richard Grant – Yes

Also present were Director Stephanie Hemmer-Haight, Deputy Director Chris Dennison and Administrative Assistant Cherie Wilson.

III. Motion to Adopt the Agenda as Presented

2023-150 – Mr. Combs made the motion to adopt the agenda as presented. Mr. Conrad seconded the motion. Upon roll call:

Mr. Combs – Yes

Mr. Conrad – Yes

Mr. Grant – Yes

Mr. Lembke – Yes

IV. Other attendees – Julia Carney (Assistant County Prosecutor), Myra Powers

V. Review of Additional Provisional Ballots

Director Hemmer-Haight presented two provisional ballots (1 overvote, 1 unclear mark) to be reviewed by the board before the final test deck run and certification.

2023-151 – Mr. Conrad made the motion to duplicate and mark the ballot with the unclear mark as indicated. Mr. Grant seconded the motion. Upon roll call:

Mr. Combs – Yes

Mr. Conrad – Yes

Mr. Grant – Yes

Mr. Lembke – Yes

Mr. Lembke reiterated his suggestion to include clear instructions to absentee voters to request a new ballot – voters should be specifically notified that anything they mark out will not count.

VI. Final Test Deck Processing Through Tabulation Equipment Observed by Bi-Partisan Team

2023-152 – Mr. Conrad made the motion to recess and run the test deck. Mr. Grant seconded the motion. Upon roll call:

Mr. Combs – Yes

Mr. Conrad – Yes

Mr. Grant – Yes

Mr. Lembke – Yes

VII. Final Test Deck Verification for the Election (November 7, 2023)

At 9:09 a.m., the board recessed while the staff duplicated the provisional ballot, tabulated the remaining ballots, and Mr. Grant and Mr. Conrad observed the director, deputy director and assistant run the test deck through the DS850 ballot scanner.

At 9:37 a.m., the board returned from recess. Deputy Director Dennison read the results from the newly run test deck report while Mr. Combs compared them to the control sheet. The board found that the results matched and that the DS850 ballot scanner was counting accurately.

2023-153 – Mr. Combs made the motion to accept the test deck results that were tabulated prior to commencing with the official count and tabulated again after the official results were recorded (as verified by the Director and Deputy Director) to confirm that the tabulator is counting accurately. Mr. Conrad seconded the motion. Upon roll call:

Mr. Combs – Yes

Mr. Conrad – Yes

Mr. Grant – Yes

Mr. Lembke – Yes

VIII. Review of Final Election Results

Director Hemmer-Haight distributed the official results for board review and signatures; the turnout was 51.92%. The board congratulated Myra Powers, who was present, on being a winning candidate in the Milford Exempted Village School Board race.

2023-154 – Mr. Combs made the motion to certify the results of the general election (November 7, 2023) and to provide the necessary reporting forms to the Secretary of State and other counties, offices and divisions. Mr. Grant seconded the motion. Upon roll call:

Mr. Combs – Yes

Mr. Conrad – Yes

Mr. Grant – Yes

Mr. Lembke – Yes

IX. Review Results to Determine Required Automatic Recount

Director Hemmer-Haight reported that there is no need for an automatic recount for this election.

The board signed all of the required reporting and certification documents.

X. Directors' Report

- General Election Review

Director Hemmer-Haight noted that the staff did a splendid job administering the election, especially considering the unusually high turnout for an odd-year election.

Mr. Combs asked about the progress of repairs to the former Newtonsville polling location. Ms. Carney indicated that Newtonsville is negotiating with a company for roof repairs, but there is no contract yet. The repairs may not be complete before the March primary election. Mr. Combs suggested an ADA compliance visit. Apparently Mr. Ritter (a township trustee) has raised past concerns about the restrooms. Mr. Grant will solicit feedback from the fire chief on any issues they experienced with segregating the parking lot and driveways to provide emergency access; the firehouse was used for all three Wayne Township precincts in the August and November elections.

There was a preliminary discussion about personnel for 2024 – staff salaries, extra staff and deputies for the Presidential election, the need to replace retiring personnel, and the need to incentivize people to work amidst the fear factor and scrutiny accompanying increasingly contentious elections.

XI. Meeting & Special Dates

- December 4 – Opening post-election audit board meeting (or recount)
- December 11 – FWAB posted (100 days before primary election)
- December 20 – Deadline for candidate and issue petitions
- December 22 – Regular board meeting – ballot bids – certify candidates and issues – holiday party
- January 10 - 12 – OAEO winter conference – Columbus
- **January 17 – Regular monthly board meeting**
- February 2 – UOCAVA ballots sent FWAB posted (46 days before primary election)
- February 20 – Voter registration deadline
- February 21 – Early in-person voting begins
- March 19 – Primary Election Day – polls open 6:30 a.m.-7:30 p.m.

XII. Motion to Adjourn


2023-155 – At 10:25 a.m., Mr. Grant made the motion to adjourn. Mr. Combs seconded the motion. Upon roll call:


Mr. Combs – Yes


Mr. Conrad – Yes


Mr. Grant – Yes

Mr. Lembke – Yes


Raymond W. Lembke – Board Chairman


Rick W. Combs – Board Member


Gregg L. Conrad – Board Member


Rick Grant – Board Member

Date

2/21/2024

Cherie Wilson

From: Cherie Wilson
Sent: Wednesday, November 15, 2023 9:08 AM
To: info@clermontsun.com
Subject: RE: November Election Day Board Meeting
Attachments: 2023 Nov General Election meetings.docx

Good morning,

Please be advised and post as a PSA (no cost) the attachment regarding the November board meetings.

My direct phone number is 732-7485 if you have any questions.

Thank you!

Cherie Wilson, Administrative Support Specialist
Clermont County Board of Elections
76 S. Riverside Dr.
Batavia, OH 45103

Clermont County Board of Elections Notice of Board Meetings

The Clermont County Board of Elections has scheduled post-election Board Meetings for the November 2023 General Election as follows:

November 20, 2023 at 9:00 a.m. – Opening of the Official Canvass, review of provisional ballots, and rescheduled monthly board meeting.

November 28, 2023 at 9:00 a.m. – Certification of the November 2023 General Election.

The meetings will be held at the Board Office, 76 S. Riverside Dr., Batavia, 45103.

Ray Lembke – Chairman
Stephanie Hemmer-Haight – Director

November 7, 2023 General Election
Official Certification of Results
Signature Form

We, the undersigned Members of the Board of Elections of County indicated below, do hereby certify that the Official Results of the Election (county specific and most-populous, if applicable) submitted to the Secretary of State's Office are valid and accurate, and the number of absentee voters reconciles with the number of absentee ballots cast and counted.







Clermont

County Name

IN WITNESS WHEREOF, we have subscribed our names officially on the date indicated below:

Nov 28, 2023

Today's Date

 Director	 Deputy Director
 Board Member	 Board Member
 Board Member	 Board Member

The Board must complete and sign, scan, and email the signed form to Results@OhioSoS.gov along with the Official Vote Total Summary Report with Group Detail.

Summary Results Report - Group Detail
2023 General Election
November 7, 2023

OFFICIAL RESULTS
Clermont County, Ohio

Statistics	TOTAL	Election Day	Absentee Mail	Absentee In-Person	Provisional
Election Day Precincts Reporting	168 of 168	168	0	0	0
Registered Voters - Total	145,424				
Ballots Cast - Total	75,503	59,384	5,911	9,549	659
Voter Turnout - Total	51.92%				

Summary Results Report - Group Detail
2023 General Election
November 7, 2023

OFFICIAL RESULTS

Clermont County, Ohio

For Judge of Municipal Court						
Vote For 1						
	TOTAL	VOTE %	Election Day	Absentee Mail	Absentee In-Person	Provisional
Jesse B. Kramig	44,294	100.00%	35,590	3,293	5,083	328
Total Votes Cast	44,294	100.00%	35,590	3,293	5,083	328
Overvotes	0		0	0	0	0
Undervotes	31,209		23,794	2,618	4,466	331
Contest Totals	75,503		59,384	5,911	9,549	659
Precincts Reporting	168 of 168					

For Judge of Municipal Court (UTE 12-31-27)						
Vote For 1						
	TOTAL	VOTE %	Election Day	Absentee Mail	Absentee In-Person	Provisional
Anita Bechmann	46,399	100.00%	37,046	3,485	5,508	360
Total Votes Cast	46,399	100.00%	37,046	3,485	5,508	360
Overvotes	0		0	0	0	0
Undervotes	29,104		22,338	2,426	4,041	299
Contest Totals	75,503		59,384	5,911	9,549	659
Precincts Reporting	168 of 168					

For Member of Council-at-Large - Loveland						
Vote For 3						
	TOTAL	VOTE %	Election Day	Absentee Mail	Absentee In-Person	Provisional
Kathy Bailey	615	29.08%	500	70	41	4
Andy Bateman	600	28.37%	478	77	41	4
Brian Goodyear	504	23.83%	419	54	28	3
Deidre Hazelbaker	396	18.72%	293	59	41	3
Total Votes Cast	2,115	100.00%	1,690	260	151	14
Overvotes	0		0	0	0	0
Undervotes	1,434		1,202	127	95	10
Contest Totals	3,549		2,892	387	246	24
Precincts Reporting	3 of 3					

For Member of Council-at-Large - Milford						
Vote For 4						
	TOTAL	VOTE %	Election Day	Absentee Mail	Absentee In-Person	Provisional
Ralph Vilardo, Jr.	1,282	29.96%	1,016	108	145	13
Brad Price	1,055	24.66%	820	101	125	9
Mark Thompson	1,035	24.19%	822	89	111	13
Kristopher Parrish	907	21.20%	693	88	116	10
Total Votes Cast	4,279	100.00%	3,351	386	497	45
Overvotes	0		0	0	0	0
Undervotes	6,137		4,985	466	619	67
Contest Totals	10,416		8,336	852	1,116	112
Precincts Reporting	7 of 7					

Summary Results Report - Group Detail
2023 General Election
November 7, 2023

OFFICIAL RESULTS

Clermont County, Ohio

For Mayor - Batavia						
Vote For 1						
	TOTAL	VOTE %	Election Day	Absentee Mail	Absentee In-Person	Provisional
C. Scott Runck	280	51.00%	177	16	87	0
John Thebout	269	49.00%	169	17	79	4
Total Votes Cast	549	100.00%	346	33	166	4
Overvotes	0		0	0	0	0
Undervotes	38		22	2	12	2
Contest Totals	587		368	35	178	6
Precincts Reporting	1 of 1					

For Member of Council - Batavia						
Vote For 2						
	TOTAL	VOTE %	Election Day	Absentee Mail	Absentee In-Person	Provisional
Diana M. Cole	269	36.25%	157	23	88	1
Jason Garrison	267	35.98%	162	21	83	1
Michael Kinner	206	27.76%	143	9	53	1
Total Votes Cast	742	100.00%	462	53	224	3
Overvotes	0		0	0	0	0
Undervotes	432		274	17	132	9
Contest Totals	1,174		736	70	356	12
Precincts Reporting	1 of 1					

For Mayor - Bethel						
Vote For 1						
	TOTAL	VOTE %	Election Day	Absentee Mail	Absentee In-Person	Provisional
Jay Noble	423	100.00%	361	27	26	9
Total Votes Cast	423	100.00%	361	27	26	9
Overvotes	0		0	0	0	0
Undervotes	202		164	16	20	2
Contest Totals	625		525	43	46	11
Precincts Reporting	2 of 2					

For Member of Council - Bethel						
Vote For 2						
	TOTAL	VOTE %	Election Day	Absentee Mail	Absentee In-Person	Provisional
Joel Ausman	324	50.94%	267	28	24	5
Dawn R. Thompson	312	49.06%	260	29	19	4
Total Votes Cast	636	100.00%	527	57	43	9
Overvotes	0		0	0	0	0
Undervotes	614		523	29	49	13
Contest Totals	1,250		1,050	86	92	22
Precincts Reporting	2 of 2					

Summary Results Report - Group Detail
2023 General Election
November 7, 2023

OFFICIAL RESULTS

Clermont County, Ohio

For Mayor - Chilo						
Vote For 1						
	TOTAL	VOTE %	Election Day	Absentee Mail	Absentee In-Person	Provisional
Marie Stevenson	15	100.00%	12	2	1	0
Total Votes Cast	15	100.00%	12	2	1	0
Overvotes	0		0	0	0	0
Undervotes	6		3	2	1	0
Contest Totals	21		15	4	2	0
Precincts Reporting	1 of 1					

For Member of Council - Chilo						
Vote For 2						
	TOTAL	VOTE %	Election Day	Absentee Mail	Absentee In-Person	Provisional
Joseph Palazzolo	13	52.00%	9	2	2	0
Billy Stevenson III	12	48.00%	10	2	0	0
Total Votes Cast	25	100.00%	19	4	2	0
Overvotes	0		0	0	0	0
Undervotes	17		11	4	2	0
Contest Totals	42		30	8	4	0
Precincts Reporting	1 of 1					

For Mayor - Felicity						
Vote For 1						
	TOTAL	VOTE %	Election Day	Absentee Mail	Absentee In-Person	Provisional
Write-In: Randy Myers	19	51.35%	13	4	2	0
Write-In: (Invalid)	18	48.65%	14	2	1	1
Write-In Totals	37	100.00%	27	6	3	1
Not Assigned	0	0.00%	0	0	0	0
Total Votes Cast	37	100.00%	27	6	3	1
Overvotes	0		0	0	0	0
Undervotes	90		80	6	4	0
Contest Totals	127		107	12	7	1
Precincts Reporting	1 of 1					

For Member of Council - Felicity						
Vote For 2						
	TOTAL	VOTE %	Election Day	Absentee Mail	Absentee In-Person	Provisional
Shawnda Mahaffey	83	53.21%	68	11	3	1
Nancy Davis	67	42.95%	57	6	4	0
Write-In: (Invalid)	4	2.56%	1	2	1	0
Write-In: David Ausman	2	1.28%	2	0	0	0
Write-In Totals	6	3.85%	3	2	1	0
Not Assigned	0	0.00%	0	0	0	0
Total Votes Cast	156	100.00%	128	19	8	1
Overvotes	0		0	0	0	0
Undervotes	98		86	5	6	1
Contest Totals	254		214	24	14	2
Precincts Reporting	1 of 1					

Summary Results Report - Group Detail
2023 General Election
November 7, 2023

OFFICIAL RESULTS
Clermont County, Ohio

For Member of Board of Trustees of Public Affairs - Felicity						
Vote For 2						
	TOTAL	VOTE %	Election Day	Absentee Mail	Absentee In-Person	Provisional
Sandra Myers	75	50.34%	59	11	5	0
Cale Baudendistel	74	49.66%	61	9	4	0
Total Votes Cast	149	100.00%	120	20	9	0
Overvotes	0		0	0	0	0
Undervotes	105		94	4	5	2
Contest Totals	254		214	24	14	2
Precincts Reporting	1 of 1					

For Mayor - Moscow						
Vote For 1						
	TOTAL	VOTE %	Election Day	Absentee Mail	Absentee In-Person	Provisional
Tim Suter	66	100.00%	58	2	6	0
Total Votes Cast	66	100.00%	58	2	6	0
Overvotes	0		0	0	0	0
Undervotes	7		7	0	0	0
Contest Totals	73		65	2	6	0
Precincts Reporting	1 of 1					

For Member of Council - Moscow						
Vote For 2						
	TOTAL	VOTE %	Election Day	Absentee Mail	Absentee In-Person	Provisional
Julie Hawkins	57	44.53%	52	2	3	0
Phil Turner	55	42.97%	47	2	6	0
Moriah Oberlin	16	12.50%	15	0	1	0
Total Votes Cast	128	100.00%	114	4	10	0
Overvotes	0		0	0	0	0
Undervotes	18		16	0	2	0
Contest Totals	146		130	4	12	0
Precincts Reporting	1 of 1					

For Mayor - Neville						
Vote For 1						
	TOTAL	VOTE %	Election Day	Absentee Mail	Absentee In-Person	Provisional
Rob Gastrich	24	92.31%	22	2	0	0
Write-In: Cory Spears	2	7.69%	2	0	0	0
Write-In Totals	2	7.69%	2	0	0	0
Not Assigned	0	0.00%	0	0	0	0
Total Votes Cast	26	100.00%	24	2	0	0
Overvotes	0		0	0	0	0
Undervotes	6		2	4	0	0
Contest Totals	32		26	6	0	0
Precincts Reporting	1 of 1					

Summary Results Report - Group Detail
2023 General Election
November 7, 2023

OFFICIAL RESULTS

Clermont County, Ohio

For Member of Council - Neville						
Vote For 2						
	TOTAL	VOTE %	Election Day	Absentee Mail	Absentee In-Person	Provisional
No Valid Petition Filed	0		0	0	0	0
No Valid Petition Filed	0		0	0	0	0
Total Votes Cast	0		0	0	0	0
Overvotes	0		0	0	0	0
Undervotes	64		52	12	0	0
Contest Totals	64		52	12	0	0
Precincts Reporting	1 of 1					

For Mayor - New Richmond						
Vote For 1						
	TOTAL	VOTE %	Election Day	Absentee Mail	Absentee In-Person	Provisional
Glenn Ewing	719	100.00%	640	23	43	13
Total Votes Cast	719	100.00%	640	23	43	13
Overvotes	0		0	0	0	0
Undervotes	248		202	16	26	4
Contest Totals	967		842	39	69	17
Precincts Reporting	2 of 2					

For Member of Council - New Richmond						
Vote For 2						
	TOTAL	VOTE %	Election Day	Absentee Mail	Absentee In-Person	Provisional
Richard Feldkamp	497	39.01%	439	21	26	11
Larry Prues	406	31.87%	354	24	24	4
Brad Jacobs	371	29.12%	316	15	34	6
Total Votes Cast	1,274	100.00%	1,109	60	84	21
Overvotes	4		4	0	0	0
Undervotes	656		571	18	54	13
Contest Totals	1,934		1,684	78	138	34
Precincts Reporting	2 of 2					

For Mayor - Owensville						
Vote For 1						
	TOTAL	VOTE %	Election Day	Absentee Mail	Absentee In-Person	Provisional
Rick McEvoy	145	100.00%	120	3	18	4
Total Votes Cast	145	100.00%	120	3	18	4
Overvotes	0		0	0	0	0
Undervotes	45		30	7	7	1
Contest Totals	190		150	10	25	5
Precincts Reporting	1 of 1					

Summary Results Report - Group Detail
2023 General Election
November 7, 2023

OFFICIAL RESULTS

Clermont County, Ohio

For Member of Council - Owensville						
Vote For 2						
	TOTAL	VOTE %	Election Day	Absentee Mail	Absentee In-Person	Provisional
Joseph M. Bailey	120	100.00%	98	3	17	2
No Valid Petition Filed	0	0.00%	0	0	0	0
Total Votes Cast	120	100.00%	98	3	17	2
Overvotes	0		0	0	0	0
Undervotes	260		202	17	33	8
Contest Totals	380		300	20	50	10
Precincts Reporting	1 of 1					

For Mayor - Williamsburg						
Vote For 1						
	TOTAL	VOTE %	Election Day	Absentee Mail	Absentee In-Person	Provisional
Jim Weaver	450	57.54%	385	16	44	5
Tim Wood	332	42.46%	298	12	17	5
Total Votes Cast	782	100.00%	683	28	61	10
Overvotes	0		0	0	0	0
Undervotes	32		29	2	1	0
Contest Totals	814		712	30	62	10
Precincts Reporting	2 of 2					

For Clerk-Treasurer - Williamsburg						
Vote For 1						
	TOTAL	VOTE %	Election Day	Absentee Mail	Absentee In-Person	Provisional
Michael G. Murray	567	100.00%	493	20	47	7
Total Votes Cast	567	100.00%	493	20	47	7
Overvotes	0		0	0	0	0
Undervotes	247		219	10	15	3
Contest Totals	814		712	30	62	10
Precincts Reporting	2 of 2					

For Member of Council - Williamsburg						
Vote For 2						
	TOTAL	VOTE %	Election Day	Absentee Mail	Absentee In-Person	Provisional
Katie King	377	28.11%	336	13	22	6
Jacob Simpson	362	26.99%	328	10	19	5
Steve Maham	308	22.97%	257	17	33	1
Steve Smith	219	16.33%	190	6	20	3
Joseph W. Martin	75	5.59%	64	5	4	2
Total Votes Cast	1,341	100.00%	1,175	51	98	17
Overvotes	2		0	0	2	0
Undervotes	285		249	9	24	3
Contest Totals	1,628		1,424	60	124	20
Precincts Reporting	2 of 2					

Summary Results Report - Group Detail
2023 General Election
November 7, 2023

OFFICIAL RESULTS

Clermont County, Ohio

For Township Trustee - Batavia Township						
Vote For 1						
	TOTAL	VOTE %	Election Day	Absentee Mail	Absentee In-Person	Provisional
Randy Perry	5,332	100.00%	3,841	370	1,061	60
Total Votes Cast	5,332	100.00%	3,841	370	1,061	60
Overvotes	0		0	0	0	0
Undervotes	3,126		2,072	223	788	43
Contest Totals	8,458		5,913	593	1,849	103
Precincts Reporting	17 of 17					

For Fiscal Officer - Batavia Township						
Vote For 1						
	TOTAL	VOTE %	Election Day	Absentee Mail	Absentee In-Person	Provisional
Jennifer Haley	5,408	100.00%	3,883	377	1,088	60
Total Votes Cast	5,408	100.00%	3,883	377	1,088	60
Overvotes	0		0	0	0	0
Undervotes	3,050		2,030	216	761	43
Contest Totals	8,458		5,913	593	1,849	103
Precincts Reporting	17 of 17					

For Township Trustee - Franklin Township						
Vote For 1						
	TOTAL	VOTE %	Election Day	Absentee Mail	Absentee In-Person	Provisional
Chris Smith	755	100.00%	655	54	45	1
Total Votes Cast	755	100.00%	655	54	45	1
Overvotes	0		0	0	0	0
Undervotes	424		370	24	25	5
Contest Totals	1,179		1,025	78	70	6
Precincts Reporting	4 of 4					

For Township Trustee - Franklin Township (UTE12-31-25)						
Vote For 1						
	TOTAL	VOTE %	Election Day	Absentee Mail	Absentee In-Person	Provisional
Billy B. Hazelbaker	531	49.35%	485	21	23	2
Kim Schwettman	347	32.25%	299	27	20	1
Greg Hensley	198	18.40%	160	20	16	2
Total Votes Cast	1,076	100.00%	944	68	59	5
Overvotes	5		4	1	0	0
Undervotes	98		77	9	11	1
Contest Totals	1,179		1,025	78	70	6
Precincts Reporting	4 of 4					

Summary Results Report - Group Detail
2023 General Election
November 7, 2023

OFFICIAL RESULTS
Clermont County, Ohio

For Fiscal Officer - Franklin Township						
Vote For 1	TOTAL	VOTE %	Election Day	Absentee Mail	Absentee In-Person	Provisional
Beverly Sheppard	587	55.01%	513	41	32	1
Genia Bruan	480	44.99%	426	28	22	4
Total Votes Cast	1,067	100.00%	939	69	54	5
Overvotes	0		0	0	0	0
Undervotes	112		86	9	16	1
Contest Totals	1,179		1,025	78	70	6
Precincts Reporting	4 of 4					

For Township Trustee - Goshen Township						
Vote For 1	TOTAL	VOTE %	Election Day	Absentee Mail	Absentee In-Person	Provisional
Bob Hausermann	3,263	100.00%	2,774	232	227	30
Total Votes Cast	3,263	100.00%	2,774	232	227	30
Overvotes	0		0	0	0	0
Undervotes	1,556		1,238	158	146	14
Contest Totals	4,819		4,012	390	373	44
Precincts Reporting	12 of 12					

For Fiscal Officer - Goshen Township						
Vote For 1	TOTAL	VOTE %	Election Day	Absentee Mail	Absentee In-Person	Provisional
Laura Engled	3,047	100.00%	2,553	237	231	26
Total Votes Cast	3,047	100.00%	2,553	237	231	26
Overvotes	0		0	0	0	0
Undervotes	1,772		1,459	153	142	18
Contest Totals	4,819		4,012	390	373	44
Precincts Reporting	12 of 12					

For Township Trustee - Jackson Township						
Vote For 1	TOTAL	VOTE %	Election Day	Absentee Mail	Absentee In-Person	Provisional
Bill Wiederhold	886	100.00%	771	37	74	4
Total Votes Cast	886	100.00%	771	37	74	4
Overvotes	0		0	0	0	0
Undervotes	264		217	20	24	3
Contest Totals	1,150		988	57	98	7
Precincts Reporting	3 of 3					

Summary Results Report - Group Detail
2023 General Election
November 7, 2023

OFFICIAL RESULTS

Clermont County, Ohio

For Fiscal Officer - Jackson Township						
Vote For 1						
	TOTAL	VOTE %	Election Day	Absentee Mail	Absentee In-Person	Provisional
Holly Isaacs	737	100.00%	630	32	72	3
Total Votes Cast	737	100.00%	630	32	72	3
Overvotes	0		0	0	0	0
Undervotes	413		358	25	26	4
Contest Totals	1,150		988	57	98	7
Precincts Reporting	3 of 3					

For Township Trustee - Miami Township						
Vote For 1						
	TOTAL	VOTE %	Election Day	Absentee Mail	Absentee In-Person	Provisional
Ken Tracy	12,240	100.00%	9,933	1,106	1,145	56
Total Votes Cast	12,240	100.00%	9,933	1,106	1,145	56
Overvotes	0		0	0	0	0
Undervotes	7,135		5,559	714	804	58
Contest Totals	19,375		15,492	1,820	1,949	114
Precincts Reporting	37 of 37					

For Fiscal Officer - Miami Township						
Vote For 1						
	TOTAL	VOTE %	Election Day	Absentee Mail	Absentee In-Person	Provisional
Eric C. Ferry	11,710	100.00%	9,470	1,096	1,097	47
Total Votes Cast	11,710	100.00%	9,470	1,096	1,097	47
Overvotes	0		0	0	0	0
Undervotes	7,665		6,022	724	852	67
Contest Totals	19,375		15,492	1,820	1,949	114
Precincts Reporting	37 of 37					

For Township Trustee - Monroe Township						
Vote For 1						
	TOTAL	VOTE %	Election Day	Absentee Mail	Absentee In-Person	Provisional
Lindsey Aranyos	1,236	62.71%	1,053	57	115	11
Alice Rolfes	735	37.29%	589	52	84	10
Total Votes Cast	1,971	100.00%	1,642	109	199	21
Overvotes	2		0	1	1	0
Undervotes	274		192	27	51	4
Contest Totals	2,247		1,834	137	251	25
Precincts Reporting	6 of 6					

Summary Results Report - Group Detail
2023 General Election
November 7, 2023

OFFICIAL RESULTS

Clermont County, Ohio

For Fiscal Officer - Monroe Township						
Vote For 1						
	TOTAL	VOTE %	Election Day	Absentee Mail	Absentee In-Person	Provisional
Candace Forder	1,568	100.00%	1,310	79	164	15
Total Votes Cast	1,568	100.00%	1,310	79	164	15
Overvotes	0		0	0	0	0
Undervotes	679		524	58	87	10
Contest Totals	2,247		1,834	137	251	25
Precincts Reporting	6 of 6					

For Township Trustee - Ohio Township						
Vote For 1						
	TOTAL	VOTE %	Election Day	Absentee Mail	Absentee In-Person	Provisional
Keith Vogelsang	1,209	100.00%	1,042	50	99	18
Total Votes Cast	1,209	100.00%	1,042	50	99	18
Overvotes	0		0	0	0	0
Undervotes	607		499	29	71	8
Contest Totals	1,816		1,541	79	170	26
Precincts Reporting	5 of 5					

For Fiscal Officer - Ohio Township						
Vote For 1						
	TOTAL	VOTE %	Election Day	Absentee Mail	Absentee In-Person	Provisional
Bill Gilpin	1,257	100.00%	1,088	48	104	17
Total Votes Cast	1,257	100.00%	1,088	48	104	17
Overvotes	0		0	0	0	0
Undervotes	559		453	31	66	9
Contest Totals	1,816		1,541	79	170	26
Precincts Reporting	5 of 5					

For Township Trustee - Pierce Township						
Vote For 1						
	TOTAL	VOTE %	Election Day	Absentee Mail	Absentee In-Person	Provisional
Allen M. Freeman	3,746	100.00%	2,929	288	497	32
Total Votes Cast	3,746	100.00%	2,929	288	497	32
Overvotes	0		0	0	0	0
Undervotes	2,231		1,627	203	381	20
Contest Totals	5,977		4,556	491	878	52
Precincts Reporting	12 of 12					

Summary Results Report - Group Detail
2023 General Election
November 7, 2023

OFFICIAL RESULTS

Clermont County, Ohio

For Fiscal Officer - Pierce Township						
Vote For 1						
	TOTAL	VOTE %	Election Day	Absentee Mail	Absentee In-Person	Provisional
Debbie Schwey	3,782	100.00%	2,902	302	550	28
Total Votes Cast	3,782	100.00%	2,902	302	550	28
Overvotes	0		0	0	0	0
Undervotes	2,195		1,654	189	328	24
Contest Totals	5,977		4,556	491	878	52
Precincts Reporting	12 of 12					

For Township Trustee - Stonelick Township						
Vote For 1						
	TOTAL	VOTE %	Election Day	Absentee Mail	Absentee In-Person	Provisional
Dave Pennington	1,465	100.00%	1,121	102	227	15
Total Votes Cast	1,465	100.00%	1,121	102	227	15
Overvotes	0		0	0	0	0
Undervotes	778		562	58	148	10
Contest Totals	2,243		1,683	160	375	25
Precincts Reporting	6 of 6					

For Fiscal Officer - Stonelick Township						
Vote For 1						
	TOTAL	VOTE %	Election Day	Absentee Mail	Absentee In-Person	Provisional
Tracey Sumner	1,447	100.00%	1,113	98	226	10
Total Votes Cast	1,447	100.00%	1,113	98	226	10
Overvotes	0		0	0	0	0
Undervotes	796		570	62	149	15
Contest Totals	2,243		1,683	160	375	25
Precincts Reporting	6 of 6					

For Township Trustee - Tate Township						
Vote For 1						
	TOTAL	VOTE %	Election Day	Absentee Mail	Absentee In-Person	Provisional
Rusty Durbin	1,561	54.31%	1,367	80	104	10
Bobby Redden	1,313	45.69%	1,089	92	123	9
Total Votes Cast	2,874	100.00%	2,456	172	227	19
Overvotes	2		1	1	0	0
Undervotes	213		142	29	38	4
Contest Totals	3,089		2,599	202	265	23
Precincts Reporting	7 of 7					

Summary Results Report - Group Detail
2023 General Election
November 7, 2023

OFFICIAL RESULTS
Clermont County, Ohio

For Fiscal Officer - Tate Township						
Vote For 1						
	TOTAL	VOTE %	Election Day	Absentee Mail	Absentee In-Person	Provisional
Kathy A. Brannock	2,253	100.00%	1,917	145	177	14
Total Votes Cast	2,253	100.00%	1,917	145	177	14
Overvotes	0		0	0	0	0
Undervotes	836		682	57	88	9
Contest Totals	3,089		2,599	202	265	23
Precincts Reporting	7 of 7					

For Township Trustee - Union Township						
Vote For 1						
	TOTAL	VOTE %	Election Day	Absentee Mail	Absentee In-Person	Provisional
Michael Logue	7,544	53.01%	5,853	628	1,011	52
Tammy Brinkman	6,686	46.99%	5,103	451	1,065	67
Total Votes Cast	14,230	100.00%	10,956	1,079	2,076	119
Overvotes	12		10	0	2	0
Undervotes	2,757		1,991	274	452	40
Contest Totals	16,999		12,957	1,353	2,530	159
Precincts Reporting	38 of 38					

For Fiscal Officer - Union Township						
Vote For 1						
	TOTAL	VOTE %	Election Day	Absentee Mail	Absentee In-Person	Provisional
Ronald B. Campbell	10,881	100.00%	8,444	834	1,512	91
Total Votes Cast	10,881	100.00%	8,444	834	1,512	91
Overvotes	0		0	0	0	0
Undervotes	6,118		4,513	519	1,018	68
Contest Totals	16,999		12,957	1,353	2,530	159
Precincts Reporting	38 of 38					

For Township Trustee - Washington Township						
Vote For 1						
	TOTAL	VOTE %	Election Day	Absentee Mail	Absentee In-Person	Provisional
Aaron Maus	552	100.00%	467	48	34	3
Total Votes Cast	552	100.00%	467	48	34	3
Overvotes	0		0	0	0	0
Undervotes	223		185	17	18	3
Contest Totals	775		652	65	52	6
Precincts Reporting	3 of 3					

Summary Results Report - Group Detail
2023 General Election
November 7, 2023

OFFICIAL RESULTS

Clermont County, Ohio

For Fiscal Officer - Washington Township						
Vote For 1						
	TOTAL	VOTE %	Election Day	Absentee Mail	Absentee In-Person	Provisional
Sheila Dufau	547	100.00%	457	51	37	2
Total Votes Cast	547	100.00%	457	51	37	2
Overvotes	0		0	0	0	0
Undervotes	228		195	14	15	4
Contest Totals	775		652	65	52	6
Precincts Reporting	3 of 3					

For Township Trustee - Wayne Township						
Vote For 1						
	TOTAL	VOTE %	Election Day	Absentee Mail	Absentee In-Person	Provisional
Jason Ritter	818	57.28%	713	40	58	7
Tony Schwab	610	42.72%	544	22	40	4
Total Votes Cast	1,428	100.00%	1,257	62	98	11
Overvotes	0		0	0	0	0
Undervotes	117		95	7	14	1
Contest Totals	1,545		1,352	69	112	12
Precincts Reporting	3 of 3					

For Fiscal Officer - Wayne Township						
Vote For 1						
	TOTAL	VOTE %	Election Day	Absentee Mail	Absentee In-Person	Provisional
Sandra J. Borchers	839	65.70%	744	39	50	6
Maria Harp	438	34.30%	388	16	30	4
Total Votes Cast	1,277	100.00%	1,132	55	80	10
Overvotes	1		1	0	0	0
Undervotes	267		219	14	32	2
Contest Totals	1,545		1,352	69	112	12
Precincts Reporting	3 of 3					

For Township Trustee - Williamsburg Township						
Vote For 1						
	TOTAL	VOTE %	Election Day	Absentee Mail	Absentee In-Person	Provisional
Guy N. Bainum	1,595	100.00%	1,374	56	148	17
Total Votes Cast	1,595	100.00%	1,374	56	148	17
Overvotes	0		0	0	0	0
Undervotes	449		358	19	68	4
Contest Totals	2,044		1,732	75	216	21
Precincts Reporting	5 of 5					

Summary Results Report - Group Detail
2023 General Election
November 7, 2023

OFFICIAL RESULTS
Clermont County, Ohio

For Fiscal Officer - Williamsburg Township						
Vote For 1						
	TOTAL	VOTE %	Election Day	Absentee Mail	Absentee In-Person	Provisional
Doug Lefferson	1,419	100.00%	1,204	53	146	16
Total Votes Cast	1,419	100.00%	1,204	53	146	16
Overvotes	0		0	0	0	0
Undervotes	625		528	22	70	5
Contest Totals	2,044		1,732	75	216	21
Precincts Reporting	5 of 5					

For Member of Governing Board of Educational Service Center - Brown						
Vote For 2						
	TOTAL	VOTE %	Election Day	Absentee Mail	Absentee In-Person	Provisional
Jim Ferguson	0		0	0	0	0
James V. Frazier	0		0	0	0	0
Total Votes Cast	0		0	0	0	0
Overvotes	0		0	0	0	0
Undervotes	0		0	0	0	0
Contest Totals	0		0	0	0	0
Precincts Reporting	1 of 1					

For Member of Governing Board of Educational Service Center - Clermont						
Vote For 2						
	TOTAL	VOTE %	Election Day	Absentee Mail	Absentee In-Person	Provisional
Donald A. Collins	25,757	100.00%	20,447	1,780	3,291	239
No Valid Petition Filed	0	0.00%	0	0	0	0
Total Votes Cast	25,757	100.00%	20,447	1,780	3,291	239
Overvotes	0		0	0	0	0
Undervotes	62,827		48,483	4,478	9,231	635
Contest Totals	88,584		68,930	6,258	12,522	874
Precincts Reporting	110 of 110					

For Member of Governing Board of Educational Service Center - Clermont (UTE 12-31-25)						
Vote For 1						
	TOTAL	VOTE %	Election Day	Absentee Mail	Absentee In-Person	Provisional
Steve Jackson	27,053	100.00%	21,469	1,831	3,505	248
Total Votes Cast	27,053	100.00%	21,469	1,831	3,505	248
Overvotes	0		0	0	0	0
Undervotes	17,239		12,996	1,298	2,756	189
Contest Totals	44,292		34,465	3,129	6,261	437
Precincts Reporting	110 of 110					

Summary Results Report - Group Detail
2023 General Election
November 7, 2023

OFFICIAL RESULTS

Clermont County, Ohio

For Member of Governing Board of Educational Service Center - Hamilton						
Vote For 2						
	TOTAL	VOTE %	Election Day	Absentee Mail	Absentee In-Person	Provisional
Fred Hunt	0		0	0	0	0
Melody Staudt-Dargis	0		0	0	0	0
Total Votes Cast	0		0	0	0	0
Overvotes	0		0	0	0	0
Undervotes	4		4	0	0	0
Contest Totals	4		4	0	0	0
Precincts Reporting	2 of 2					

For Member of Governing Board of Educational Service Center - Southern OH #2						
Vote For 1						
	TOTAL	VOTE %	Election Day	Absentee Mail	Absentee In-Person	Provisional
Richard Peck	356	100.00%	332	7	15	2
Total Votes Cast	356	100.00%	332	7	15	2
Overvotes	0		0	0	0	0
Undervotes	161		145	6	10	0
Contest Totals	517		477	13	25	2
Precincts Reporting	1 of 1					

For Member of Governing Board of Educational Service Center - Warren						
Vote For 2						
	TOTAL	VOTE %	Election Day	Absentee Mail	Absentee In-Person	Provisional
Sally J. Williams	15	46.88%	12	2	1	0
Chad R. Bridgman	12	37.50%	11	1	0	0
Joia Franks	5	15.62%	4	1	0	0
Total Votes Cast	32	100.00%	27	4	1	0
Overvotes	0		0	0	0	0
Undervotes	12		9	0	3	0
Contest Totals	44		36	4	4	0
Precincts Reporting	1 of 1					

For Member of Board of Education - Batavia Local School District Batavia LSD						
Vote For 2						
	TOTAL	VOTE %	Election Day	Absentee Mail	Absentee In-Person	Provisional
Michael Enriquez	2,983	95.18%	2,034	222	692	35
Write-In: {Invalid}	110	3.51%	76	7	25	2
Write-In: Douglas Lee Ginn	41	1.31%	33	0	8	0
Write-In Totals	151	4.82%	109	7	33	2
Not Assigned	0	0.00%	0	0	0	0
Total Votes Cast	3,134	100.00%	2,143	229	725	37
Overvotes	0		0	0	0	0
Undervotes	5,896		3,829	461	1,525	81
Contest Totals	9,030		5,972	690	2,250	118
Precincts Reporting	12 of 12					

Summary Results Report - Group Detail
2023 General Election
November 7, 2023

OFFICIAL RESULTS

Clermont County, Ohio

For Member of Board of Education - Bethel-Tate Local School District						
Vote For 2						
	TOTAL	VOTE %	Election Day	Absentee Mail	Absentee In-Person	Provisional
Gary Shepherd	1,535	34.95%	1,282	105	134	14
Susan Ward	1,318	30.01%	1,123	92	95	8
Brandy Pryor	1,100	25.05%	926	76	92	6
Tari DePoy	439	10.00%	367	37	34	1
Total Votes Cast	4,392	100.00%	3,698	310	355	29
Overvotes	8		8	0	0	0
Undervotes	1,832		1,520	106	187	19
Contest Totals	6,232		5,226	416	542	48
Precincts Reporting	10 of 10					

For Member of Board of Education - Blanchester Local School District						
Vote For 2						
	TOTAL	VOTE %	Election Day	Absentee Mail	Absentee In-Person	Provisional
John A. Panetta	263	53.13%	245	8	8	2
Chris Baker	232	46.87%	213	4	14	1
Total Votes Cast	495	100.00%	458	12	22	3
Overvotes	0		0	0	0	0
Undervotes	539		496	14	28	1
Contest Totals	1,034		954	26	50	4
Precincts Reporting	1 of 1					

For Member of Board of Education - Clermont Northeastern Local School District						
Vote For 3						
	TOTAL	VOTE %	Election Day	Absentee Mail	Absentee In-Person	Provisional
Christa Burbage	1,976	22.21%	1,560	123	280	13
Julie Schmidt	1,631	18.33%	1,278	122	221	10
Alexander Cunningham	1,436	16.14%	1,140	95	195	6
Danny Ilhardt	1,402	15.76%	1,118	78	198	8
Bryan L. Sexton	1,247	14.02%	984	94	155	14
Karen Crawford	1,204	13.53%	910	105	179	10
Total Votes Cast	8,896	100.00%	6,990	617	1,228	61
Overvotes	3		3	0	0	0
Undervotes	5,279		4,173	295	743	68
Contest Totals	14,178		11,166	912	1,971	129
Precincts Reporting	14 of 14					

Summary Results Report - Group Detail
2023 General Election
November 7, 2023

OFFICIAL RESULTS

Clermont County, Ohio

For Member of Board of Education - Felicity-Franklin Local School District						
Vote For 2						
	TOTAL	VOTE %	Election Day	Absentee Mail	Absentee In-Person	Provisional
Jennifer Broadwell	885	38.82%	743	86	53	3
Andy Ninichuck	774	33.95%	681	46	46	1
Amanda Rawlinson	621	27.24%	521	63	33	4
Total Votes Cast	2,280	100.00%	1,945	195	132	8
Overvotes	0		0	0	0	0
Undervotes	996		859	57	72	8
Contest Totals	3,276		2,804	252	204	16
Precincts Reporting	7 of 7					

For Member of Board of Education - Forest Hills Local School District						
Vote For 2						
	TOTAL	VOTE %	Election Day	Absentee Mail	Absentee In-Person	Provisional
Jason Simmons	2	50.00%	2	0	0	0
Wendy Strickler Biederman	2	50.00%	2	0	0	0
Kevin Comerford	0	0.00%	0	0	0	0
Kenneth Kuhn	0	0.00%	0	0	0	0
Kris Wahlke	0	0.00%	0	0	0	0
Total Votes Cast	4	100.00%	4	0	0	0
Overvotes	0		0	0	0	0
Undervotes	0		0	0	0	0
Contest Totals	4		4	0	0	0
Precincts Reporting	2 of 2					

For Member of Board of Education - Goshen Local District						
Vote For 2						
	TOTAL	VOTE %	Election Day	Absentee Mail	Absentee In-Person	Provisional
Lisa Wernke	2,182	36.15%	1,795	192	177	18
Corey West	2,168	35.92%	1,887	125	130	26
John Benthien	1,686	27.93%	1,382	161	137	6
Total Votes Cast	6,036	100.00%	5,064	478	444	50
Overvotes	20		20	0	0	0
Undervotes	3,058		2,564	230	226	38
Contest Totals	9,114		7,648	708	670	88
Precincts Reporting	15 of 15					

For Member of Board of Education - Goshen Local District (UTE 12-31-25) Goshen LSD						
Vote For 1						
	TOTAL	VOTE %	Election Day	Absentee Mail	Absentee In-Person	Provisional
Melissa Paprocki	2,696	100.00%	2,267	199	205	25
Total Votes Cast	2,696	100.00%	2,267	199	205	25
Overvotes	0		0	0	0	0
Undervotes	1,861		1,557	155	130	19
Contest Totals	4,557		3,824	354	335	44
Precincts Reporting	15 of 15					

Summary Results Report - Group Detail
2023 General Election
November 7, 2023

OFFICIAL RESULTS

Clermont County, Ohio

For Member of Board of Education - Little Miami Local School District						
Vote For 3						
	TOTAL	VOTE %	Election Day	Absentee Mail	Absentee In-Person	Provisional
Diane M. Horvath	12	30.00%	11	1	0	0
David Wallace	10	25.00%	8	1	1	0
Wayne Siebert	7	17.50%	7	0	0	0
Dan M. Smith	4	10.00%	4	0	0	0
David Whiting	4	10.00%	3	1	0	0
Martin Hamlin	3	7.50%	3	0	0	0
Total Votes Cast	40	100.00%	36	3	1	0
Overvotes	0		0	0	0	0
Undervotes	26		18	3	5	0
Contest Totals	66		54	6	6	0
Precincts Reporting	1 of 1					

For Member of Board of Education - Loveland City School District						
Vote For 2						
	TOTAL	VOTE %	Election Day	Absentee Mail	Absentee In-Person	Provisional
Lynn M. Mangan	3,376	36.15%	2,521	476	364	15
Christina Jeranek	2,923	31.30%	2,177	396	335	15
Linda J. Cecil	1,794	19.21%	1,410	183	191	10
Robert Vanover	1,246	13.34%	972	139	132	3
Total Votes Cast	9,339	100.00%	7,080	1,194	1,022	43
Overvotes	28		20	6	2	0
Undervotes	2,969		2,378	262	298	31
Contest Totals	12,336		9,478	1,462	1,322	74
Precincts Reporting	11 of 11					

For Member of Board of Education - Milford Exempted Village School District						
Vote For 2						
	TOTAL	VOTE %	Election Day	Absentee Mail	Absentee In-Person	Provisional
Emily Chesnut	8,311	27.34%	6,339	876	1,047	49
Myra Powers	7,662	25.21%	5,874	793	950	45
Paul J. Chambers	7,533	24.78%	6,295	595	610	33
Rebecca Born	6,892	22.67%	5,837	458	565	32
Total Votes Cast	30,398	100.00%	24,345	2,722	3,172	159
Overvotes	20		20	0	0	0
Undervotes	7,968		6,365	674	836	93
Contest Totals	38,386		30,730	3,396	4,008	252
Precincts Reporting	40 of 40					

Summary Results Report - Group Detail
2023 General Election
November 7, 2023

OFFICIAL RESULTS

Clermont County, Ohio

For Member of Board of Education - New Richmond Exempted Village School District						
Vote For 2						
	TOTAL	VOTE %	Election Day	Absentee Mail	Absentee In-Person	Provisional
Robert Wooten	3,010	53.41%	2,499	183	303	25
Tim DuFau	2,626	46.59%	2,150	166	288	22
Total Votes Cast	5,636	100.00%	4,649	349	591	47
Overvotes	0		0	0	0	0
Undervotes	4,982		3,987	327	601	67
Contest Totals	10,618		8,636	676	1,192	114
Precincts Reporting	16 of 16					

For Member of Board of Education - West Clermont Local School District						
Vote For 2						
	TOTAL	VOTE %	Election Day	Absentee Mail	Absentee In-Person	Provisional
Tammy Spencer	12,016	53.77%	9,266	912	1,724	114
Tina Sanborn	10,330	46.23%	7,919	801	1,531	79
Total Votes Cast	22,346	100.00%	17,185	1,713	3,255	193
Overvotes	0		0	0	0	0
Undervotes	24,480		18,749	1,687	3,763	281
Contest Totals	46,826		35,934	3,400	7,018	474
Precincts Reporting	55 of 55					

For Member of Board of Education - Western Brown Local School District						
Vote For 3						
	TOTAL	VOTE %	Election Day	Absentee Mail	Absentee In-Person	Provisional
Matt Corcoran	0		0	0	0	0
Sunnie Foster	0		0	0	0	0
Peggy McKinney	0		0	0	0	0
Brian Rhodes	0		0	0	0	0
Total Votes Cast	0		0	0	0	0
Overvotes	0		0	0	0	0
Undervotes	0		0	0	0	0
Contest Totals	0		0	0	0	0
Precincts Reporting	1 of 1					

Summary Results Report - Group Detail
2023 General Election
November 7, 2023

OFFICIAL RESULTS

Clermont County, Ohio

For Member of Board of Education - Williamsburg Local School District Williamsburg LSD						
Vote For 2						
	TOTAL	VOTE %	Election Day	Absentee Mail	Absentee In-Person	Provisional
Charlie Maklem	1,251	45.52%	1,069	51	121	10
R. Josh Clifton	1,071	38.97%	895	43	120	13
Write-In: Joshua Tucker	306	11.14%	270	9	26	1
Write-In: Holly Foucht-Kovalick	97	3.53%	89	0	7	1
Write-In: (Invalid)	21	0.76%	18	2	1	0
Write-In: Invalid2	2	0.07%	2	0	0	0
Write-In Totals	426	15.50%	379	11	34	2
Not Assigned	0	0.00%	0	0	0	0
Total Votes Cast	2,748	100.00%	2,343	105	275	25
Overvotes	2		2	0	0	0
Undervotes	1,904		1,557	79	249	19
Contest Totals	4,654		3,902	184	524	44
Precincts Reporting	7 of 7					

State Issue 1						
Vote For 1						
	TOTAL	VOTE %	Election Day	Absentee Mail	Absentee In-Person	Provisional
No	38,753	51.70%	32,018	2,447	4,005	283
Yes	36,208	48.30%	26,954	3,401	5,490	363
Total Votes Cast	74,961	100.00%	58,972	5,848	9,495	646
Overvotes	19		13	2	4	0
Undervotes	523		399	61	50	13
Contest Totals	75,503		59,384	5,911	9,549	659
Precincts Reporting	168 of 168					

State Issue 2						
Vote For 1						
	TOTAL	VOTE %	Election Day	Absentee Mail	Absentee In-Person	Provisional
Yes	42,623	57.31%	33,457	3,147	5,546	473
No	31,749	42.69%	25,057	2,640	3,882	170
Total Votes Cast	74,372	100.00%	58,514	5,787	9,428	643
Overvotes	14		7	2	5	0
Undervotes	1,117		863	122	116	16
Contest Totals	75,503		59,384	5,911	9,549	659
Precincts Reporting	168 of 168					

Summary Results Report - Group Detail
2023 General Election
November 7, 2023

OFFICIAL RESULTS

Clermont County, Ohio

Proposed Tax Levy (Additional) Jackson Township						
Vote For 1						
	TOTAL	VOTE %	Election Day	Absentee Mail	Absentee In-Person	Provisional
For the Tax Levy	692	62.34%	600	33	55	4
Against the Tax Levy	418	37.66%	353	23	40	2
Total Votes Cast	1,110	100.00%	953	56	95	6
Overvotes	0		0	0	0	0
Undervotes	40		35	1	3	1
Contest Totals	1,150		988	57	98	7
Precincts Reporting	3 of 3					

Proposed Tax Levy (Additional) Tate Township						
Vote For 1						
	TOTAL	VOTE %	Election Day	Absentee Mail	Absentee In-Person	Provisional
For the Tax Levy	1,553	52.10%	1,287	115	135	16
Against the Tax Levy	1,428	47.90%	1,218	83	121	6
Total Votes Cast	2,981	100.00%	2,505	198	256	22
Overvotes	0		0	0	0	0
Undervotes	108		94	4	9	1
Contest Totals	3,089		2,599	202	265	23
Precincts Reporting	7 of 7					

Proposed Tax Levy (Additional) Milford Exempted VSD						
Vote For 1						
	TOTAL	VOTE %	Election Day	Absentee Mail	Absentee In-Person	Provisional
Against the Tax Levy	10,743	57.25%	8,625	1,010	1,049	59
For the Tax Levy	8,023	42.75%	6,402	648	917	56
Total Votes Cast	18,766	100.00%	15,027	1,658	1,966	115
Overvotes	3		1	1	0	1
Undervotes	424		337	39	38	10
Contest Totals	19,193		15,365	1,698	2,004	126
Precincts Reporting	40 of 40					

Proposed Bond Issue and Tax Levy Warren County Career Center						
Vote For 1						
	TOTAL	VOTE %	Election Day	Absentee Mail	Absentee In-Person	Provisional
For the Bond Issue and Levy	10	50.00%	9	0	1	0
Against the Bond Issue and Levy	10	50.00%	8	2	0	0
Total Votes Cast	20	100.00%	17	2	1	0
Overvotes	0		0	0	0	0
Undervotes	2		1	0	1	0
Contest Totals	22		18	2	2	0
Precincts Reporting	1 of 1					

Summary Results Report - Group Detail
2023 General Election
November 7, 2023

OFFICIAL RESULTS

Clermont County, Ohio

Proposed Tax Levy (Substitute) Williamsburg LSD						
Vote For 1						
	TOTAL	VOTE %	Election Day	Absentee Mail	Absentee In-Person	Provisional
Against the Tax Levy	1,334	59.50%	1,117	62	144	11
For the Tax Levy	908	40.50%	762	28	108	10
Total Votes Cast	2,242	100.00%	1,879	90	252	21
Overvotes	2		2	0	0	0
Undervotes	83		70	2	10	1
Contest Totals	2,327		1,951	92	262	22
Precincts Reporting	7 of 7					

Proposed Tax Levy (Renewal) - Clermont County						
Vote For 1						
	TOTAL	VOTE %	Election Day	Absentee Mail	Absentee In-Person	Provisional
For the Tax Levy	41,240	56.48%	31,362	3,726	5,815	337
Against the Tax Levy	31,774	43.52%	25,994	2,002	3,506	272
Total Votes Cast	73,014	100.00%	57,356	5,728	9,321	609
Overvotes	17		8	7	2	0
Undervotes	2,472		2,020	176	226	50
Contest Totals	75,503		59,384	5,911	9,549	659
Precincts Reporting	168 of 168					

Proposed Tax Levy (Renewal) Felicity Village						
Vote For 1						
	TOTAL	VOTE %	Election Day	Absentee Mail	Absentee In-Person	Provisional
For the Tax Levy	72	57.60%	60	8	4	0
Against the Tax Levy	53	42.40%	46	3	3	1
Total Votes Cast	125	100.00%	106	11	7	1
Overvotes	0		0	0	0	0
Undervotes	2		1	1	0	0
Contest Totals	127		107	12	7	1
Precincts Reporting	1 of 1					

Proposed Tax Levy (Replacement) Moscow Village						
Vote For 1						
	TOTAL	VOTE %	Election Day	Absentee Mail	Absentee In-Person	Provisional
For the Tax Levy	58	80.56%	52	2	4	0
Against the Tax Levy	14	19.44%	12	0	2	0
Total Votes Cast	72	100.00%	64	2	6	0
Overvotes	0		0	0	0	0
Undervotes	1		1	0	0	0
Contest Totals	73		65	2	6	0
Precincts Reporting	1 of 1					

Summary Results Report - Group Detail
2023 General Election
November 7, 2023

OFFICIAL RESULTS

Clermont County, Ohio

Proposed Tax Levy (Additional) - Fire New Richmond Village						
Vote For 1						
	TOTAL	VOTE %	Election Day	Absentee Mail	Absentee In-Person	Provisional
For the Tax Levy	491	51.63%	420	25	36	10
Against the Tax Levy	460	48.37%	408	14	32	6
Total Votes Cast	951	100.00%	828	39	68	16
Overvotes	0		0	0	0	0
Undervotes	16		14	0	1	1
Contest Totals	967		842	39	69	17
Precincts Reporting	2 of 2					

Proposed Tax Levy (Additional) - Police New Richmond Village						
Vote For 1						
	TOTAL	VOTE %	Election Day	Absentee Mail	Absentee In-Person	Provisional
Against the Tax Levy	544	57.14%	479	20	37	8
For the Tax Levy	408	42.86%	350	19	31	8
Total Votes Cast	952	100.00%	829	39	68	16
Overvotes	0		0	0	0	0
Undervotes	15		13	0	1	1
Contest Totals	967		842	39	69	17
Precincts Reporting	2 of 2					

Proposed Tax Levy (Renewal) Williamsburg Village						
Vote For 1						
	TOTAL	VOTE %	Election Day	Absentee Mail	Absentee In-Person	Provisional
For the Tax Levy	443	55.93%	379	21	38	5
Against the Tax Levy	349	44.07%	313	8	23	5
Total Votes Cast	792	100.00%	692	29	61	10
Overvotes	0		0	0	0	0
Undervotes	22		20	1	1	0
Contest Totals	814		712	30	62	10
Precincts Reporting	2 of 2					

Local Liquor Option OWENSVILLE VILLAGE						
Vote For 1						
	TOTAL	VOTE %	Election Day	Absentee Mail	Absentee In-Person	Provisional
Yes	145	78.38%	116	9	17	3
No	40	21.62%	31	1	7	1
Total Votes Cast	185	100.00%	147	10	24	4
Overvotes	0		0	0	0	0
Undervotes	5		3	0	1	1
Contest Totals	190		150	10	25	5
Precincts Reporting	1 of 1					

Summary Results Report - Group Detail
2023 General Election
November 7, 2023

OFFICIAL RESULTS
Clermont County, Ohio

Local Liquor Option BETHEL VILLAGE A						
Vote For 1						
	TOTAL	VOTE %	Election Day	Absentee Mail	Absentee In-Person	Provisional
Yes	205	69.73%	176	9	17	3
No	89	30.27%	82	3	3	1
Total Votes Cast	294	100.00%	258	12	20	4
Overvotes	0		0	0	0	0
Undervotes	6		4	0	0	2
Contest Totals	300		262	12	20	6
Precincts Reporting	1 of 1					

Local Liquor Option UNION TOWNSHIP A						
Vote For 1						
	TOTAL	VOTE %	Election Day	Absentee Mail	Absentee In-Person	Provisional
Yes	502	79.94%	308	67	125	2
No	126	20.06%	86	18	22	0
Total Votes Cast	628	100.00%	394	85	147	2
Overvotes	0		0	0	0	0
Undervotes	9		6	1	2	0
Contest Totals	637		400	86	149	2
Precincts Reporting	1 of 1					

Local Liquor Option UNION TOWNSHIP K1K						
Vote For 1						
	TOTAL	VOTE %	Election Day	Absentee Mail	Absentee In-Person	Provisional
Yes	260	75.36%	214	13	33	0
No	85	24.64%	66	4	15	0
Total Votes Cast	345	100.00%	280	17	48	0
Overvotes	0		0	0	0	0
Undervotes	11		10	0	1	0
Contest Totals	356		290	17	49	0
Precincts Reporting	1 of 1					