




CITY OF CIBOLO



Cibolo Police Department

Gary Cox, Chief of Police

**2014
Annual Report**

“City of Choice”



CIBOLO POLICE DEPARTMENT

Mission Statement

The Cibolo Police Department strives for excellence in the professional and courteous delivery of police services. The goal of the organization is to build collaborative relationships with the community that will improve the quality of life by enforcing laws in a fair and impartial manner while encouraging a spirit of cooperation and mutual trust with the public.





AREAS OF FOCUS

- **To pledge our very best talents and skills to the community.**
- **To be committed to exercising good business principles.**
- **To be fiscally responsible and accountable.**
- **To strive for organizational and operational efficiencies.**
- **To deliver strong customer service.**



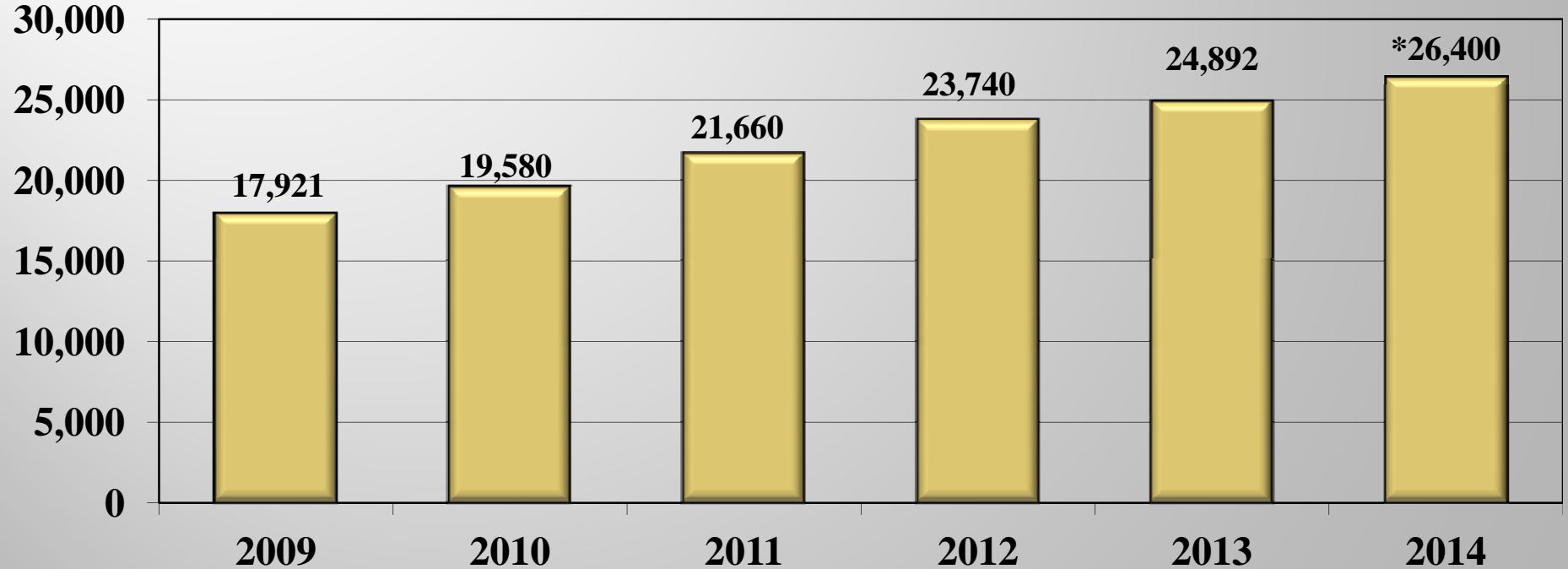
STATISTICAL INFORMATION

653.98
5,986.35 +
6,986.37 +
7,690.35

63.29
745.65
896.35
129.0

Population Growth

2009 - 2014



* Estimated population as of October 1, 2014 based on housing permits.

Cibolo Police Department 2014 (Part I Crimes)

Summary of Index Crimes

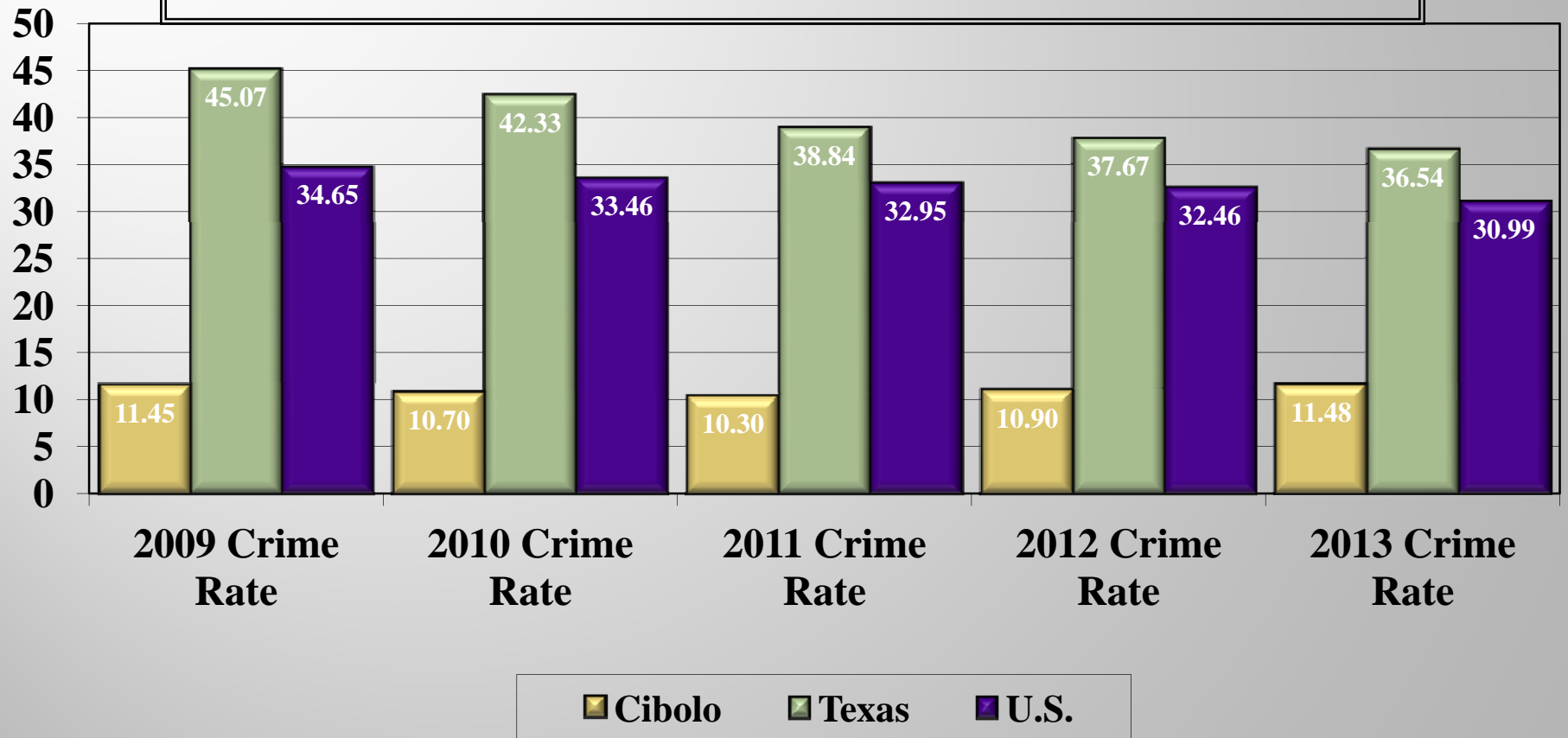
2009-2013

Offense	2009	2010	2011	2012	2013	2014
Homicide	1	0	0	1	0	0
Sexual Assault	2	4	7	4	3	1
Robbery	3	1	2	1	3	3
Aggravated Assault	12	12	12	17	10	10
Burglary	36	37	32	52	44	64
Theft	130	155	162	184	181	206
Auto Theft	14	6	10	6	8	12
Total	198	215	225	265	249	296

* 2014 – Preliminary #'s FBI will release official stats in Oct. 2015

PART 1 CRIME RATE

2009 – 2013



The U.S. and Texas Crime Rates for 2012 will not be published until Oct 2013.

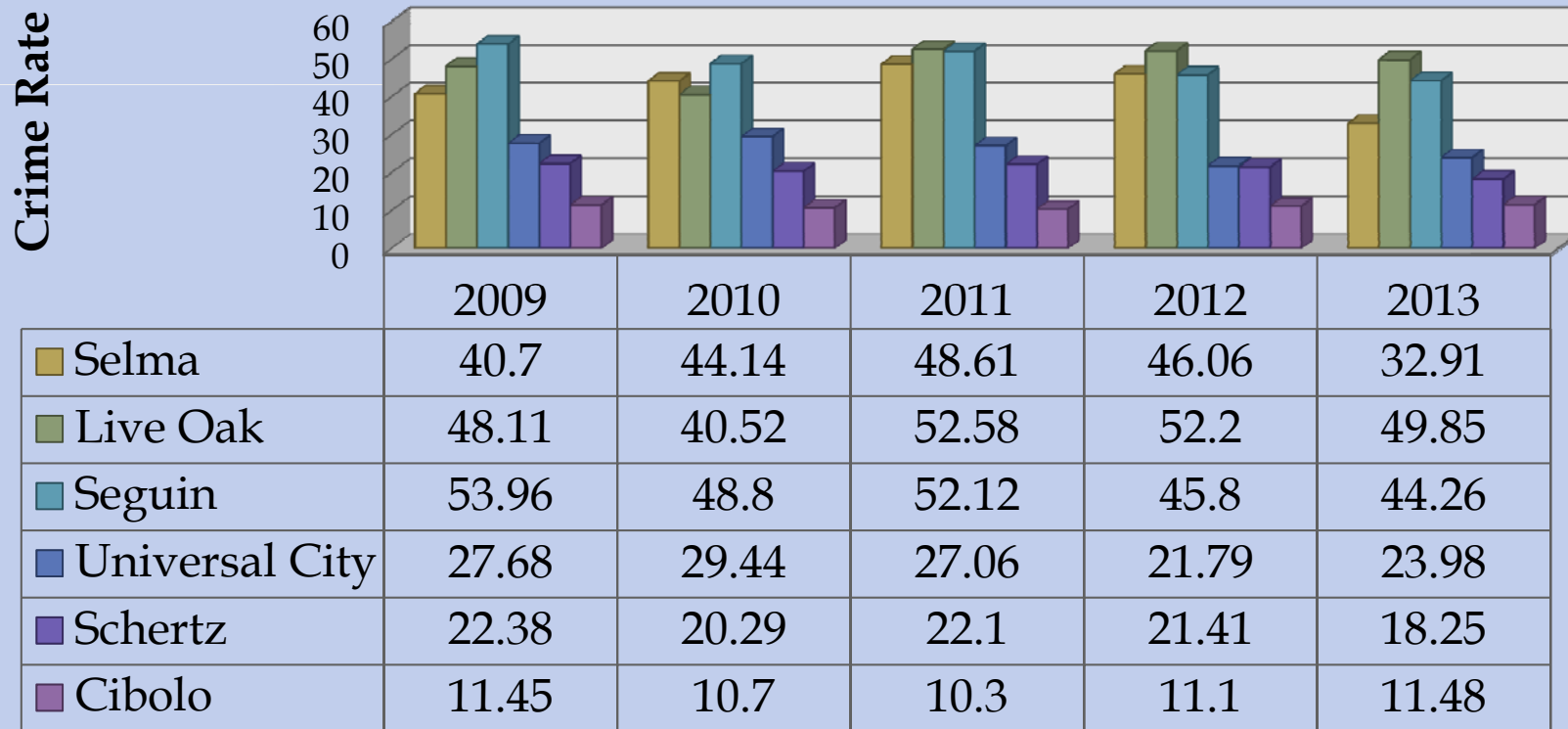
* 2013 Cibolo data is based on a population estimate of 24,892 residents – UCR reflects 21,690

Safe City

2009 -2013 Part 1 Crime Rate Comparison*

Per 1000 population index

Crime Rate for Surrounding Cities



Numbers are obtained directly from **2009 – 2013 Crime in US**

****Cibolo totals adjusted based upon revised Census/Population Data**

Safest Places in Texas

Big Towns >50k		Midsize Towns 20-50k		Small Towns <20k	
1.	Flower Mound	1.	Colleyville	1.	Murphy
2.	Allen	2.	Friendswood	2.	Highland Village
3.	Cedar Park	3.	University Park	3.	Hutto
4.	Pflugerville	4.	Keller	4.	Memorial Villages*
5.	Georgetown	5.	Sachse	5.	Royse City
6.	Missouri City	6.	Corinth	6.	Trophy Club
7.	Frisco	7.	Cibolo	7.	Hewitt
8.	Rowlett	8.	Leander	8.	Canyon
9.	Mansfield	9.	Coppell	9.	Horizon City
10.	Sugar Land	10.	Wylie	10.	Gatesville




Full List of Cities and Towns in Texas

Here is the entire list of towns and cities we included in our "Safest Cities in Texas" study. The cities are listed from the safest to the least safe (lowest crime to highest crime score). The calculation for our crime score can be found in the methodology below.

Take a look and see where your town stacks up!

1	Murphy	175
2	Colleyville	230
3	Highland Village	245
4	Hutto	259
5	Memorial Villages	276
6	Flower Mound	296
7	Royse City	306
8	Friendswood	317
9	University Park	335
10	Keller	344
11	Sachse	351
12	Corinth	371
13	Trophy Club	374
14	Hewitt	376
15	Cibolo	377
16	Canyon	383
17	Leander	417
18	Coppell	417
19	Wylie	420
20	Horizon City	422
21	Southlake	461
22	Gatesville	470
23	Allen	479
24	Lakeway	497
25	Prosper	508

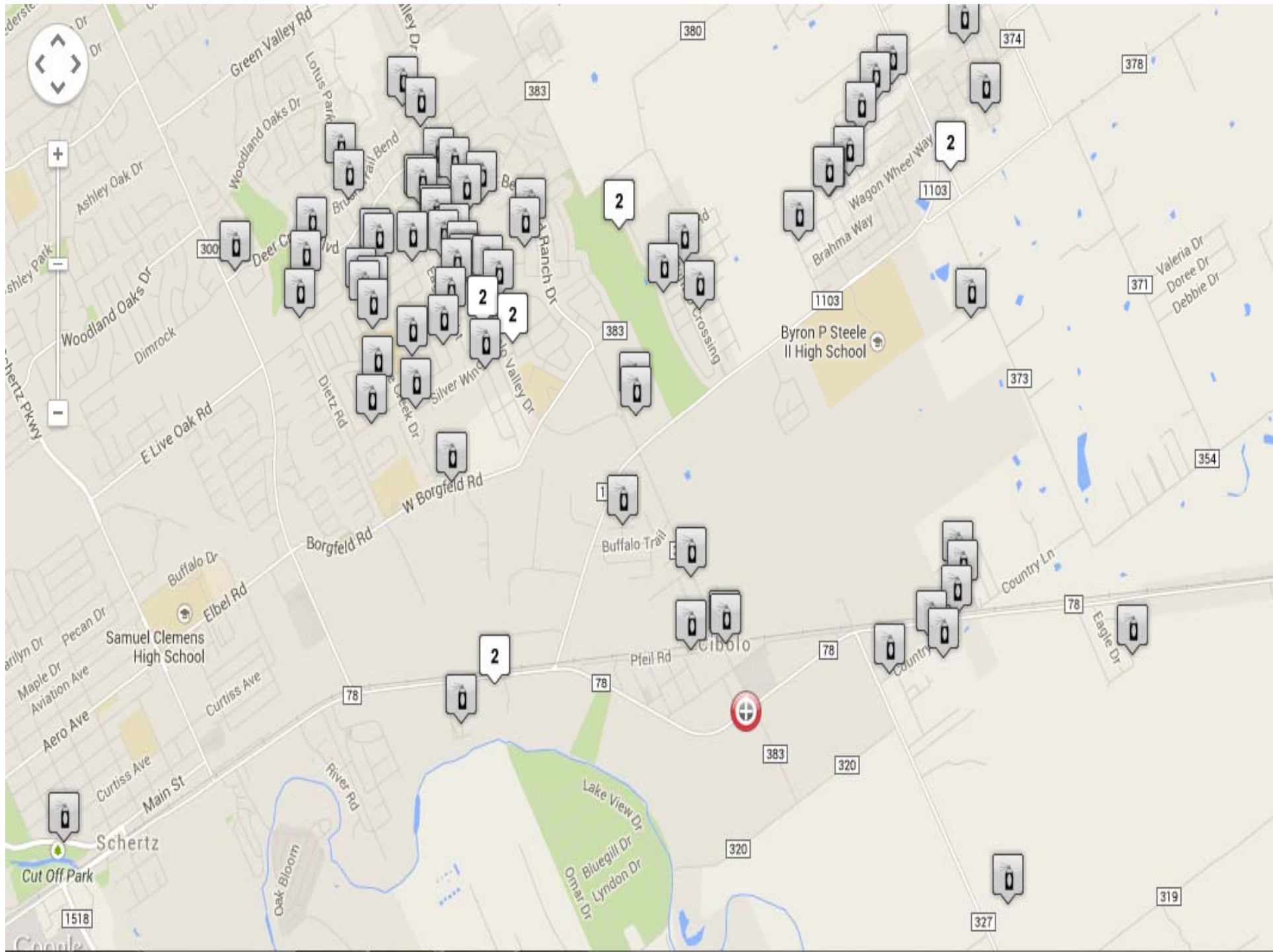


Cibolo was ranked # 15 overall in Texas out of 210 Cities.

PART II CRIMES

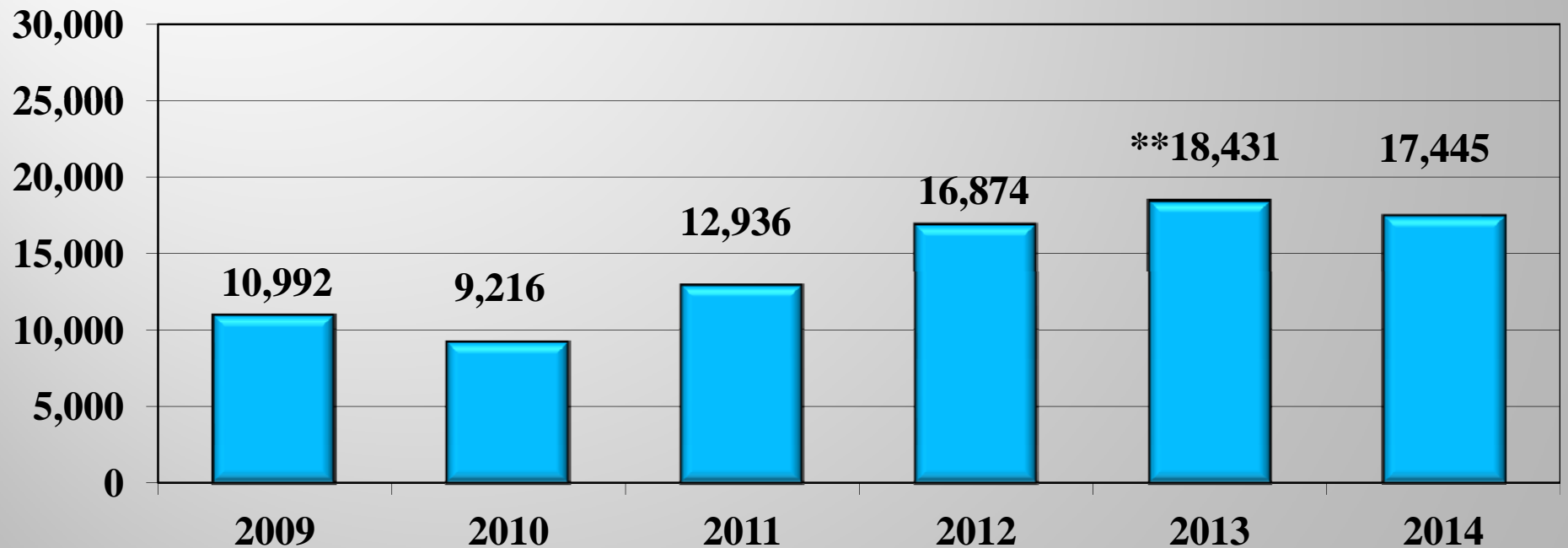
2014

OFFENSE	TOTALS	
CRIMINAL MISCHIEF	116	(43 FROM ONE CRIMINAL EPISODE)
FORGERY	4	
CREDIT CARD ABUSE	7	
FRAUD	31	
PROHIBITED WEAPON	1	
INDECENCY W/ CHILD	3	
DRUG VIOLATIONS	50	
INJURY TO CHILD/ELDERLY	4	
DRIVING WHILE INTOX	21	
PUBLIC INTOXICATION	5	
TERRORISTIC THREATS	7	
UUMV	3	
OTHER OFFENSES	11	



Police Activities

2009 - 2014

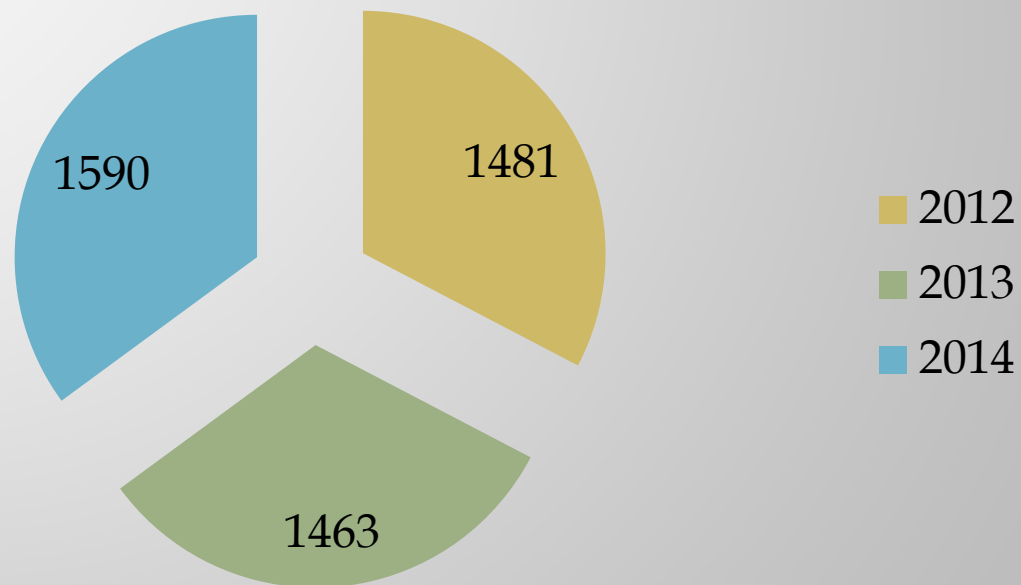


Includes calls for service and self initiated activities

** Adjusted Totals provided from Schertz - CAD Errors resulted in higher totals.

Incident / Crime Reports

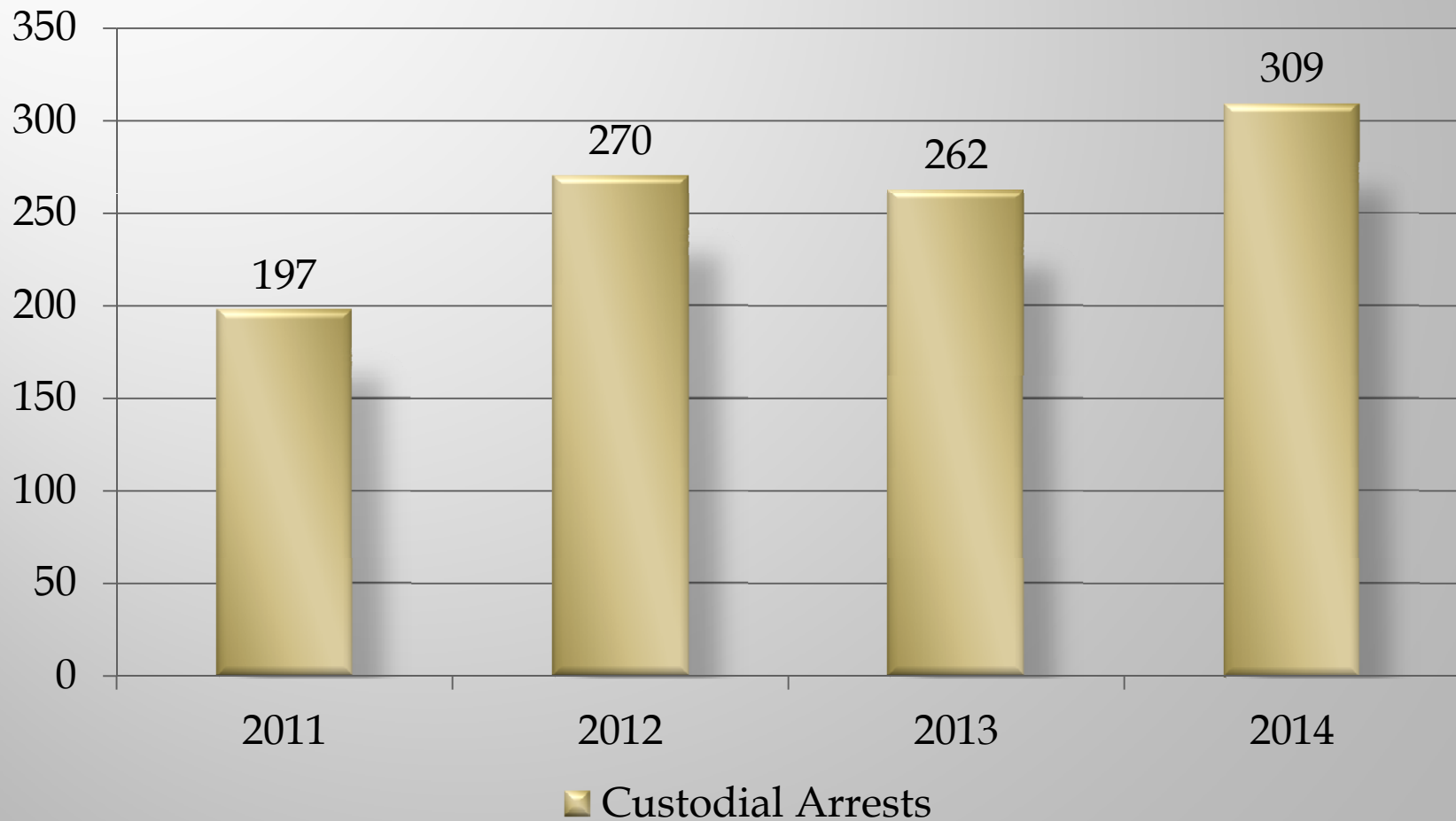
Crime / Incident Reports



Custodial Arrests

2011-2014

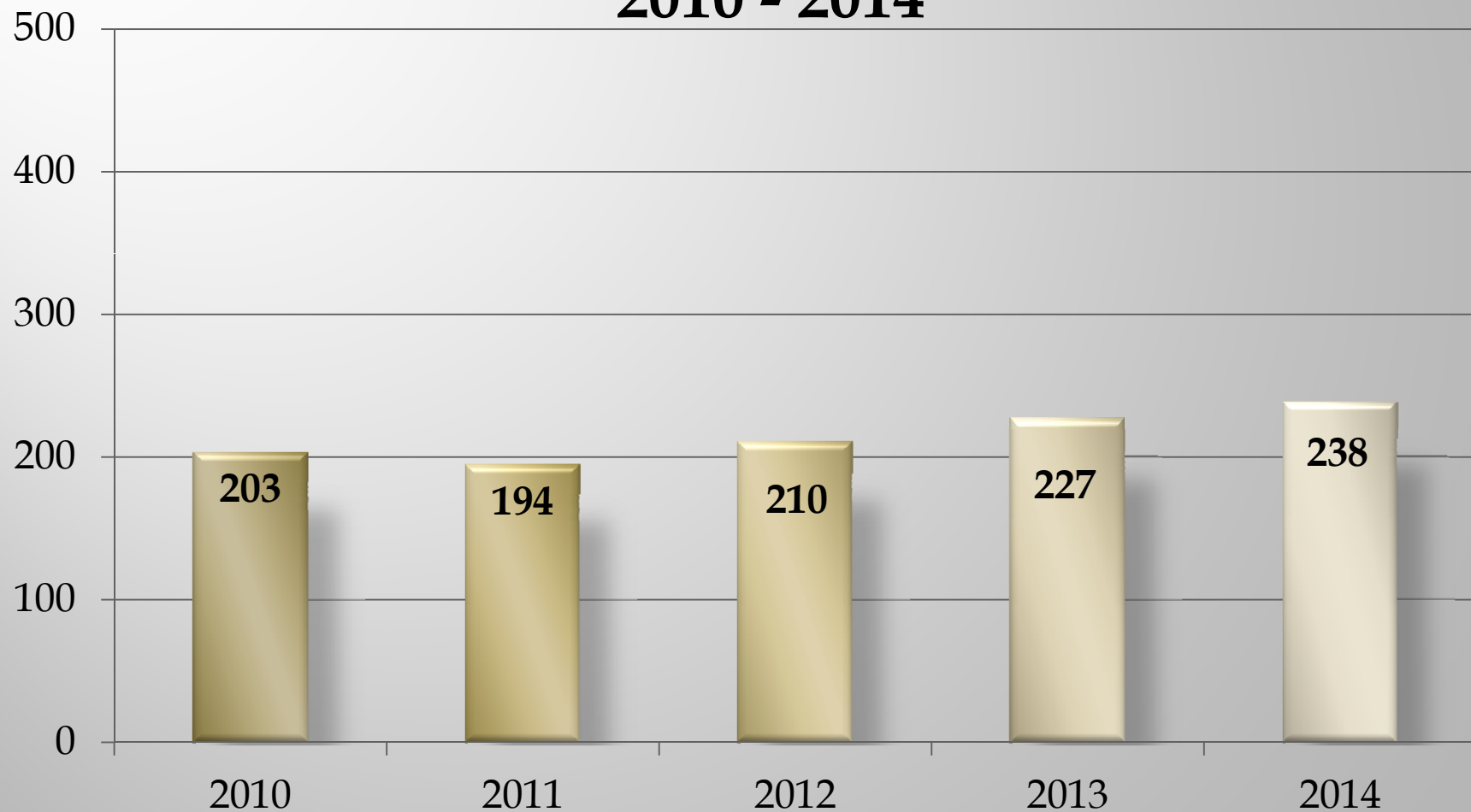
Custodial Arrests



TRAFFIC SAFETY



Traffic Collision Data 2010 - 2014



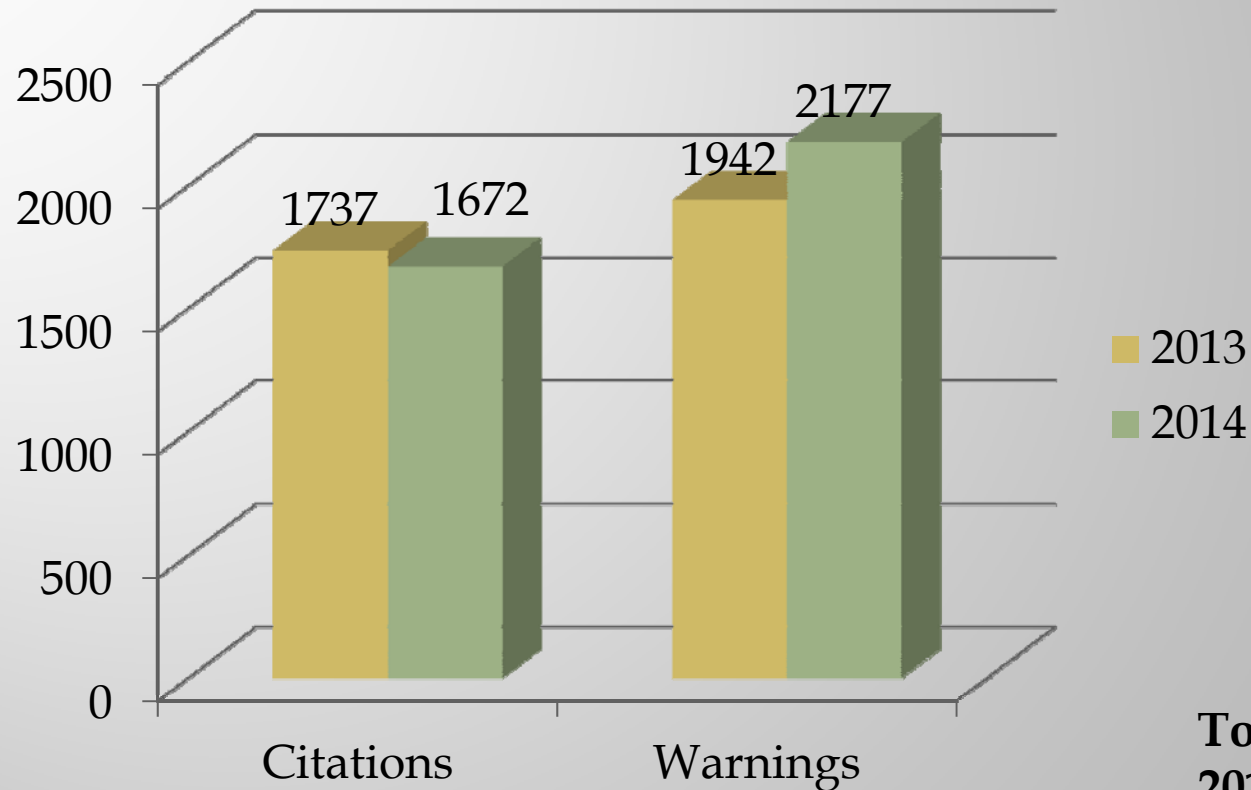
Top Accident Locations

2014

- 1.FM 1103 – 67 Accidents
- 2.Interstate 10 - 48 Accidents
- 3.FM 78 – 16
- 4.Cibolo Valley Drive - 15

Traffic Violations Issued by Officers

2013 - 2014



Totals
2013 - 3679
2014 - 3849



CITY OF CIBOLO

Professional Standards 2014



“City of Choice”



PROFESSIONAL STANDARDS

Citizen Complaints

3 -Complaints Received

1 - Sustained

2- Exonerated



CITY OF CIBOLO

Fleet Accidents

3 – Not at Fault

1 – At Fault



CITY OF CIBOLO

Use of Force

Defined – any use of force beyond compliant handcuffing. The mere pointing of weapons does not trigger a use of force reporting requirement.

4 – reported incidents investigated and determined justified



CITY OF CIBOLO

Pursuits

Defined - A motor vehicle pursuit is an active attempt by a law enforcement officer operating an emergency vehicle and utilizing emergency equipment to apprehend one or more occupants of another vehicle, when the driver of the fleeing vehicle is aware of that attempt and is resisting apprehension, or continues to attempt to elude the officer (i.e. increasing their speed, disobeying traffic laws).

4 - pursuit reviews occurred during 2014 and were determined to be within policy guidelines.



CITY OF CIBOLO

Racial Profiling Report

2014

2014 Yearly Biased Based Profiling Report

This report is given in order to comply with Code of Criminal Procedure Art. 2.132:

Requirements of Article. 2.132 subsection 6

(6) require collection of information relating to traffic stops in which a citation is issued and to arrests resulting from those traffic stops, including information relating to:

- (A) the race or ethnicity of individual detained; and**
- (B) whether a search was conducted and, if so, whether the person detained consented to the search; and**
- (C) whether the peace officer knew the race or ethnicity of the individual detained before detaining that individual; and**

2014 Yearly Biased Based Profiling Report

This report is given in order to comply with Code of Criminal Procedure Art. 2.132:

(7) require the agency to submit to the governing body of each county or municipality served by the agency an annual report of the information collected under Subdivision (6) to:

(A) the Commission on Law Enforcement Officer Standards and Education; and

(B) the governing body of each county or municipality served by the agency, if the agency is an agency of a county, municipality, or other political subdivision of the state.

Yearly Biased Based Profiling Report

2014

Number of Motor Vehicle Stops in which a citation was issued	Arrest Only	Citations and Arrests
1375	8	11

Yearly Biased Based Profiling Report

2014

Race	Number of Stops Resulting in Citation
Caucasian	900
African Decent	213
Hispanic	235
Asian	38
Native American	2
Middle Eastern	6
Totals	1394

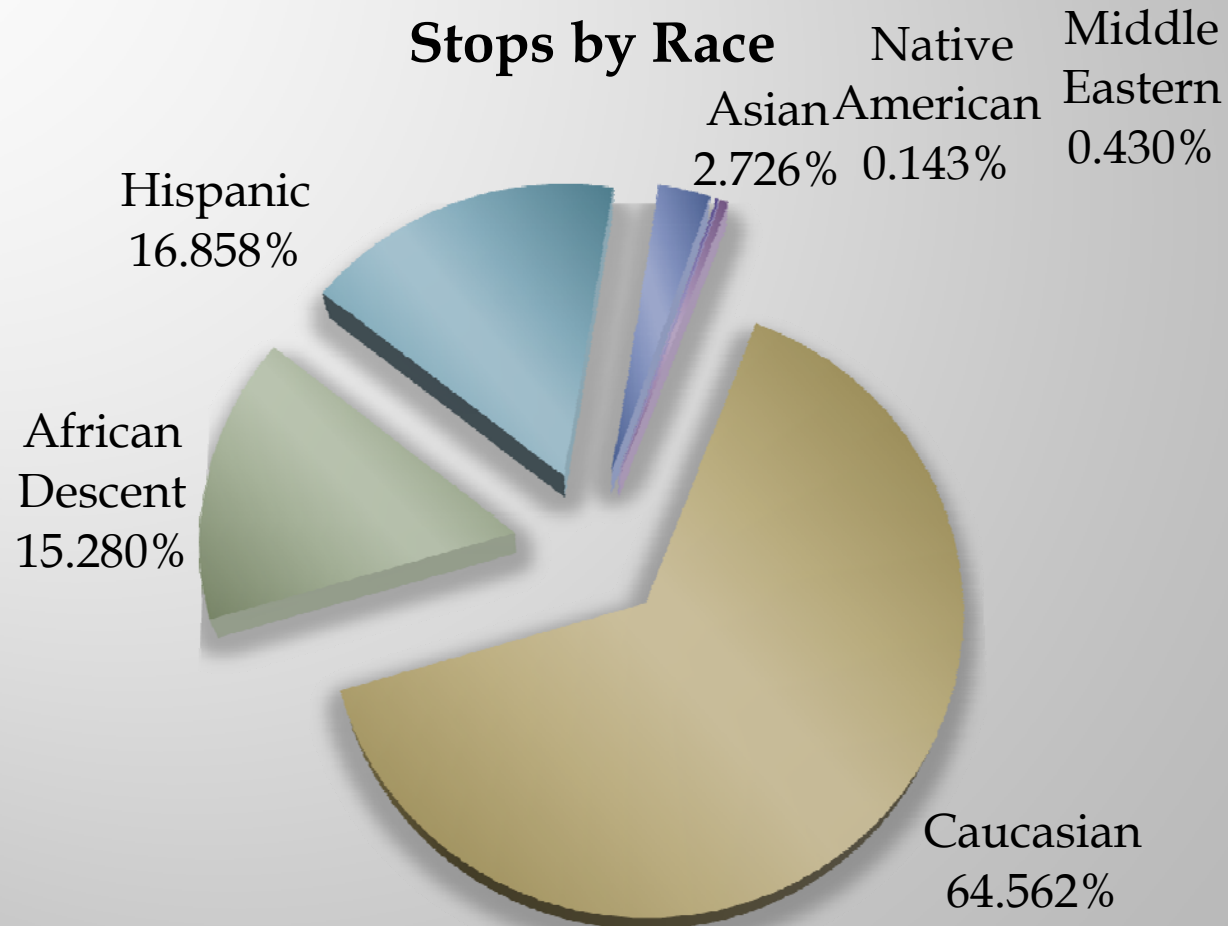
Yearly Biased Based Profiling Report

2014

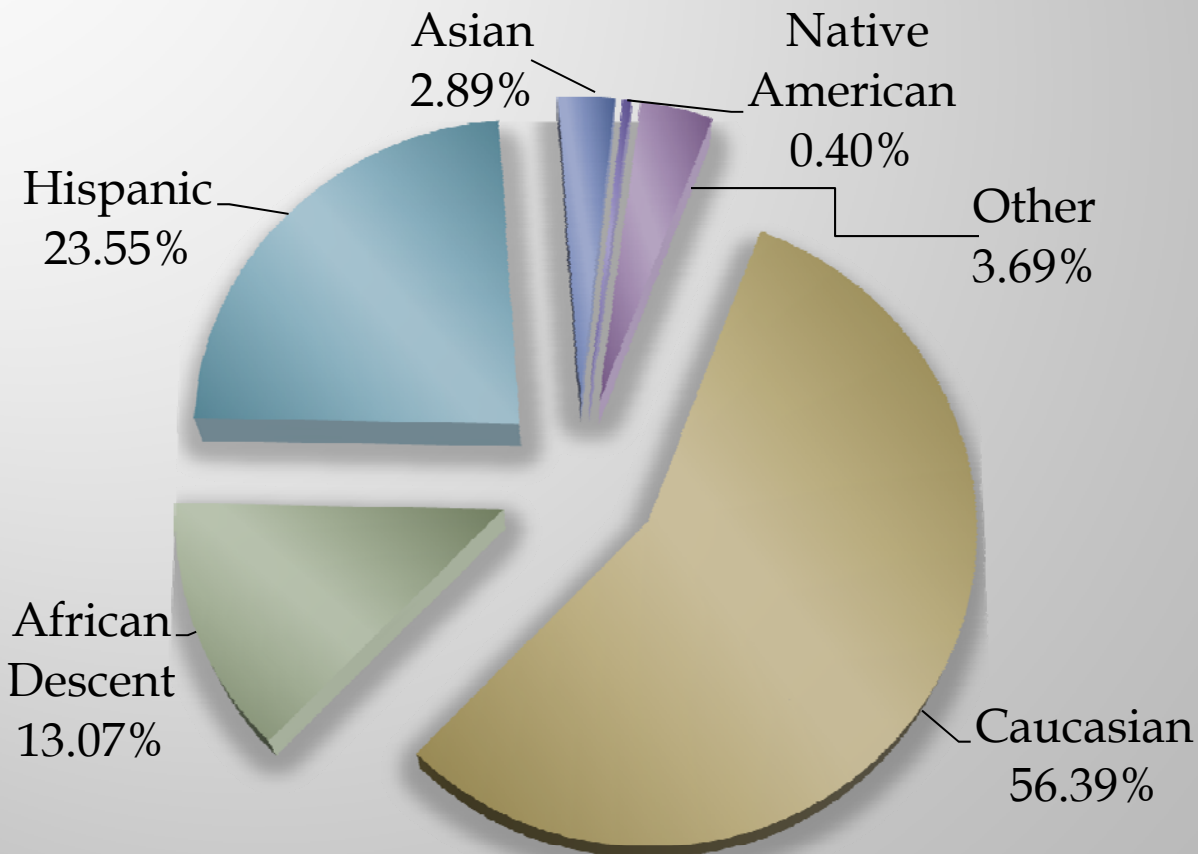
	Yes	No
Knew Race Prior to Stop	1	1393
Search Conducted?	31	1363
Was Search Consented?	0	31

2014

Yearly Biased Based Profiling Report



Community Profile Per US Census






CITY OF CIBOLO

Community Programs and Events



JUNIOR POLICE ACADEMY 2014









CITY OF CIBOLO

Explorers



“City of Choice”



CITY OF CIBOLO

Explorers take 3rd Place in Area Skills Competition





CITY OF CIBOLO

Explorers assist with Graffiti Abatement



*SHATTERED DREAMS
TEXTING & DRIVING
EDUCATION*






CITY OF CIBOLO

National Night Out 2014





NEIGHBORHOOD TRAFFIC SAFETY INITIATIVE



TXDOT Click it or Ticket – Step Program



Accomplishments for 2014

- ❖ Regional Partnerships
- ❖ Implementation of K9 Program
- ❖ Implemented 12 hour shifts to maximize resources
- ❖ Implemented the “Cibolo Way” Leadership Training
- ❖ Enhanced Municipal Warrant Program
- ❖ Expanded Community Programs – Jr. Academy, Movie Night
- ❖ Increased Traffic Accident Investigation Capabilities – 2 Reconstruction Specialist on staff.

Priorities for 2015

- ❖ **Crime\Safety Focuses**
 - ❖ Traffic Safety
 - ❖ Vandalism – Mischief – Quality of Life issues
 - ❖ Preparing for Commercial/Retail Operations
- ❖ **Administrative Focuses**
 - ❖ Best Practices Accreditation
 - ❖ Staffing Analysis
 - ❖ Neighborhood Partnerships
 - ❖ Enhanced Training/Skills Enhancement



Questions ?

