



CITY OF CIBOLO, TEXAS

QUARTERLY INVESTMENT REPORT

Quarter Ending: March 31, 2022

Portfolio / Report Group: All Po	Prior	Current						
	Market Value	Market Value	Book Value	Accrued Interest	Interest Received	% of Portfolio	YTM @ Cost	WAM
General Fund	20,235,668	16,018,157	16,018,157	-	9,311	24.7%	0.21	1
Debt Service Fund	4,205,003	1,278,883	1,278,883	-	442	2.0%	0.25	1
Economic Development Fund	1,321,179	1,555,923	1,555,923	-	286	2.4%	0.16	1
Water Fund	5,421,802	8,370,284	8,370,284	-	2,391	12.9%	0.23	1
Special Fund	13,043,048	15,499,598	15,499,598	-	4,266	23.9%	0.23	1
Capital Fund	22,172,020	22,178,351	22,178,351	-	5,137	34.2%	0.20	1
Total	66,398,720	64,901,196	64,901,196	-	21,832	100.0%	0.214	1

Benchmark rate: six month treasury 0.71 182
 one year treasury 1.12 365

This report is in compliance with the approved investment policies and strategies.

 City Manager, Investment Officer Date

 Director of Finance, Investment Officer Date

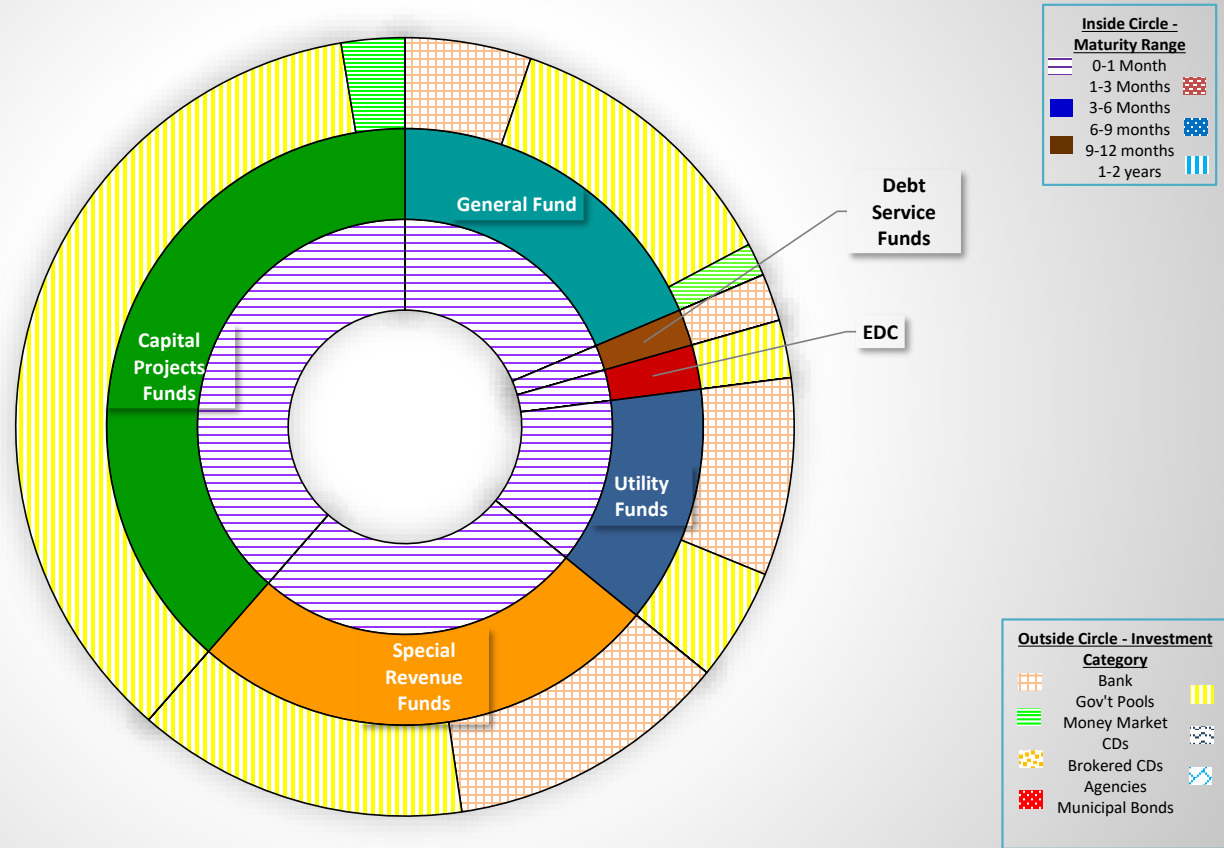


CITY OF CIBOLO, TEXAS

QUARTERLY INVESTMENT REPORT

Quarter Ending: March 31, 2022

Combined Portfolio



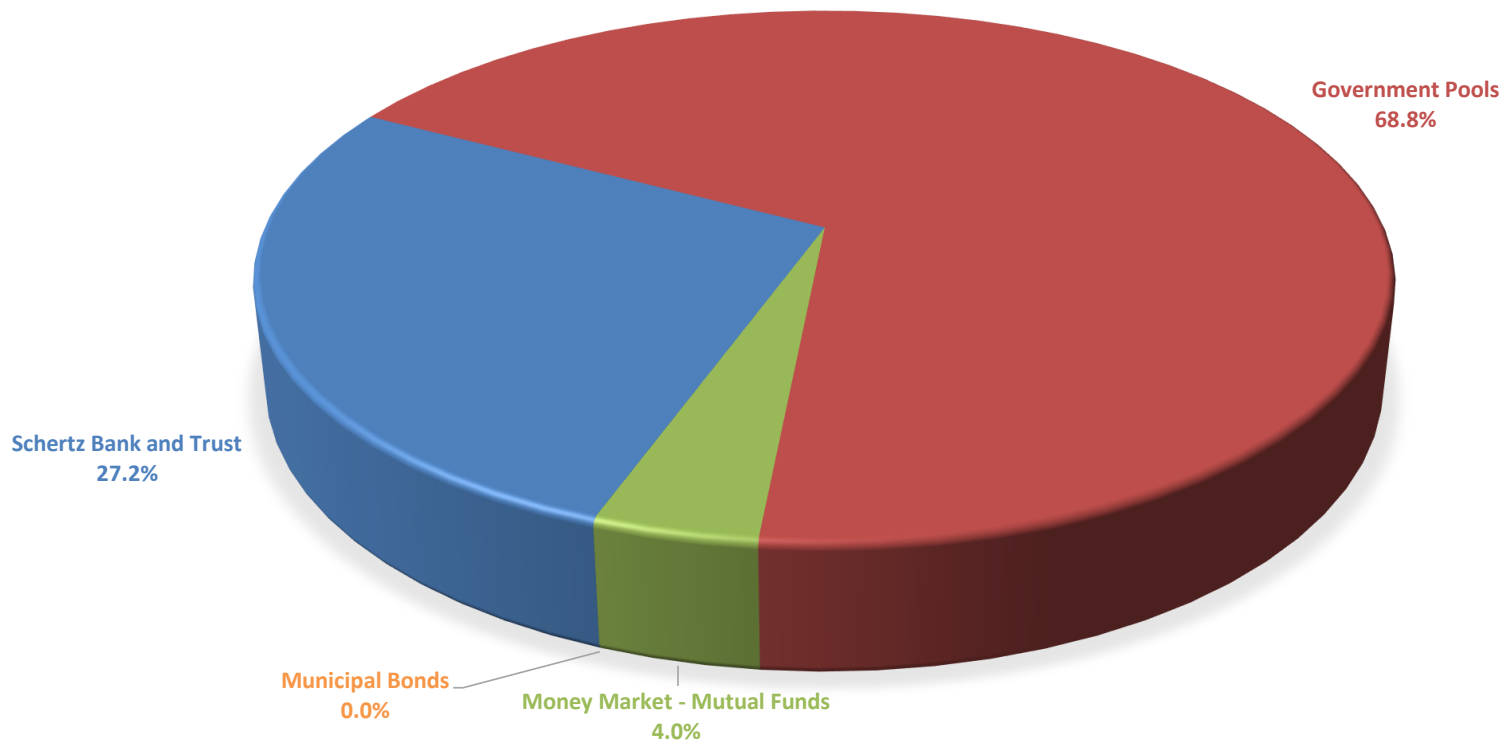


CITY OF CIBOLO, TEXAS

QUARTERLY INVESTMENT REPORT

Quarter Ending: March 31, 2022

PORTFOLIO HOLDINGS DISTRIBUTION BY ASSET CATEGORY



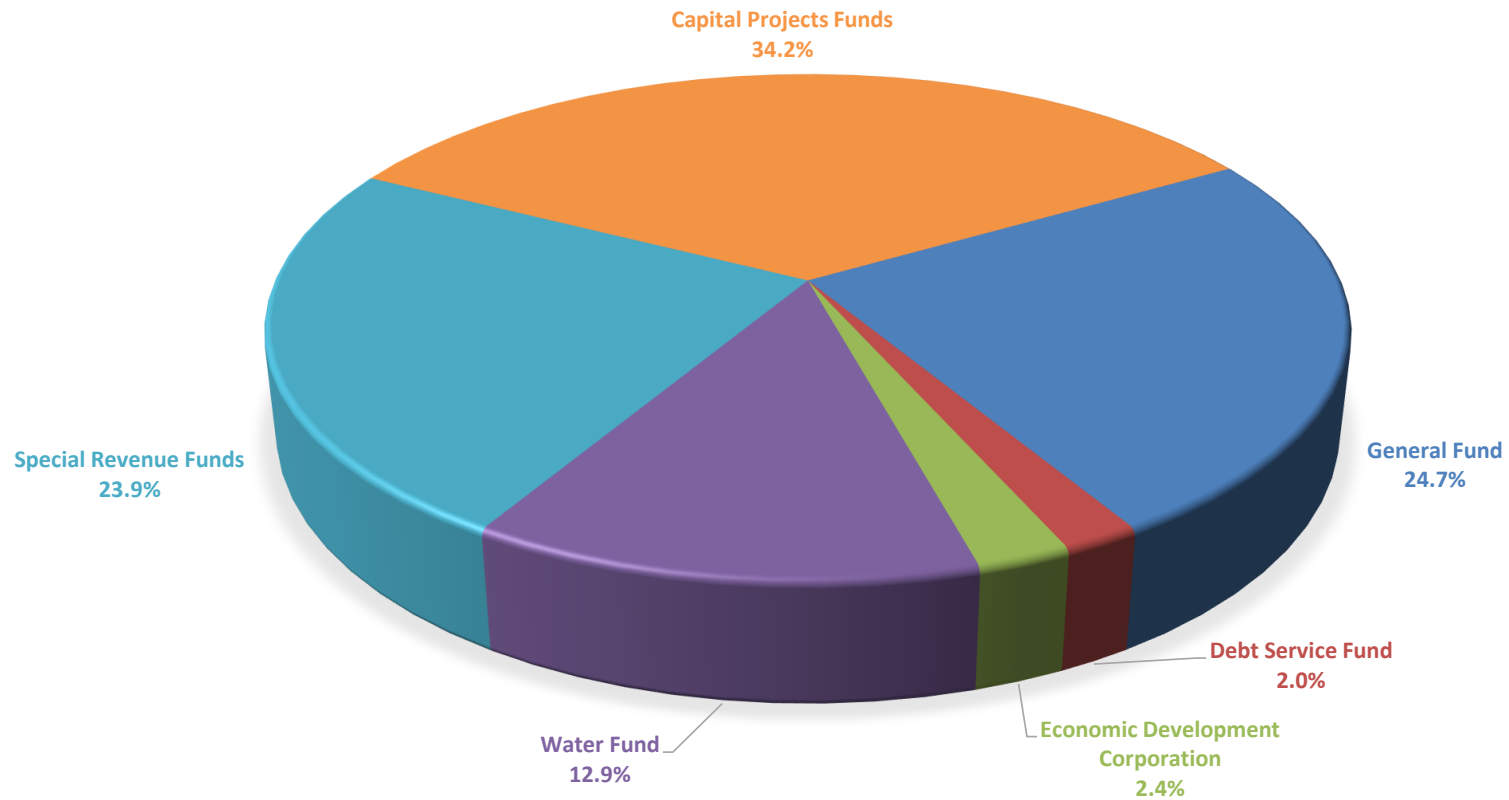


CITY OF CIBOLO, TEXAS

QUARTERLY INVESTMENT REPORT

Quarter Ending: March 31, 2022

PORTFOLIO HOLDINGS DISTRIBUTION BY ASSET CLASS



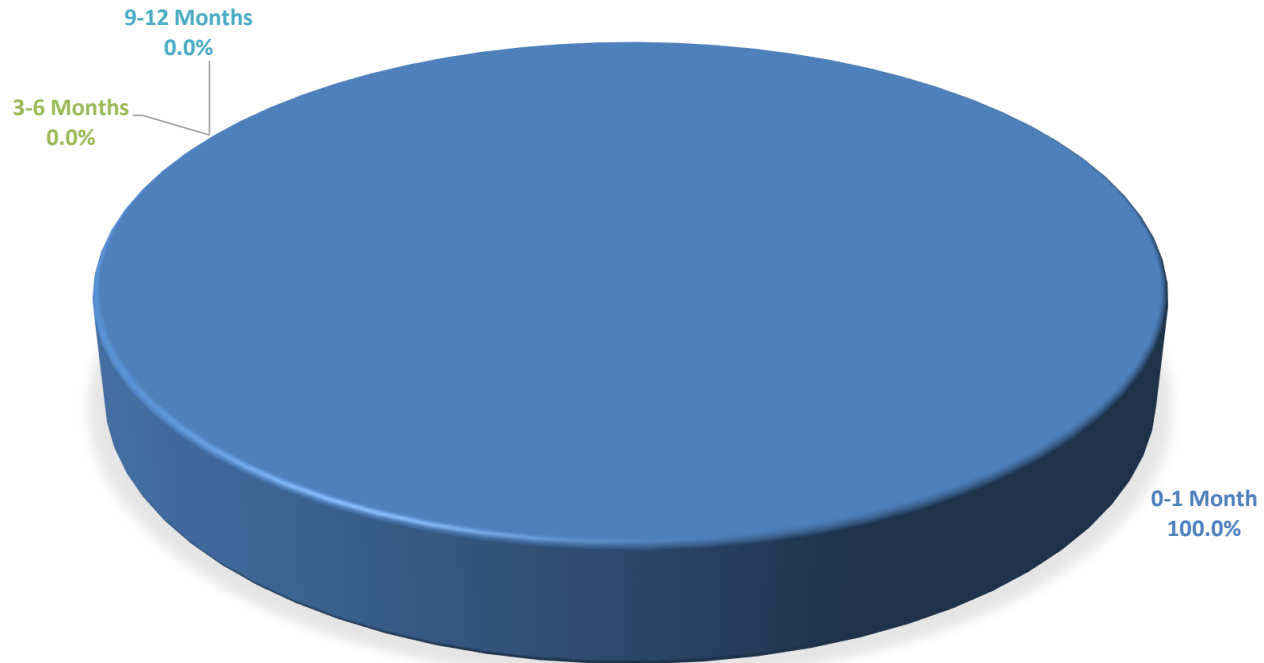


CITY OF CIBOLO, TEXAS

QUARTERLY INVESTMENT REPORT

Quarter Ending: March 31, 2022

PORTFOLIO HOLDINGS DISTRIBUTION BY MATURITY RANGE



City of Cibolo
Date To Date
QUARTERLY Investment Report
Report Format: By Transaction
Group By: Asset Category
Portfolio / Report Group: All Portfolios
Begin Date: 1/31/2022, End Date: 3/31/2022

Description	CUSIP/Ticker	Credit Rating	Portfolio Name	Beginning MV	Ending BV	Ending MV	Interest/ Dividends	Ending Market Accrued Interest	Ending YTM @ Cost	Maturity Date	Days To Maturity
1. Schertz Bank and Trust											
Schertz Bank & Trust - 5046 MM	MM5046	None	233 Court Technology Fees	630.76	631.01	631.01	0.25	N/A	0.250	N/A	1
Schertz Bank & Trust - 5046 MM	MM5046	None	235B Police - State Forfeiture Account	69,166.33	69,193.88	69,193.88	27.55	N/A	0.250	N/A	1
Schertz Bank & Trust - 5046 MM	MM5046	None	236 Police Education Funds	17,804.31	17,811.40	17,811.40	7.09	N/A	0.250	N/A	1
Schertz Bank & Trust - 5046 MM	MM5046	None	235A Police - Federal Forfeiture	28.15	28.17	28.17	0.02	N/A	0.250	N/A	1
Schertz Bank & Trust - 5046 MM	MM5046	None	202 Police Special Fund	13,886.79	13,892.32	13,892.32	5.53	N/A	0.250	N/A	1
Schertz Bank & Trust - 5046 MM	MM5046	None	234 Court Security Fees	17,431.05	17,437.99	17,437.99	6.94	N/A	0.250	N/A	1
Schertz Bank & Trust - 5046 MM	MM5046	None	238 Child Safety Program	80,608.24	86,203.30	86,203.30	33.67	N/A	0.250	N/A	1
Schertz Bank & Trust - 5763 MM	MM5763	None	524 Waste Water Impact Fees	499,511.13	499,713.01	499,713.01	201.88	N/A	0.250	N/A	1
Schertz Bank & Trust - 5763 MM	MM5763	None	322 Park Land Fees	528,623.24	528,836.88	528,836.88	213.64	N/A	0.250	N/A	1
Schertz Bank & Trust - 5763 MM	MM5763	None	321 Street Impact Fees	3,863.94	3,865.50	3,865.50	1.56	N/A	0.250	N/A	1
Schertz Bank & Trust - 5763 MM	MM5763	None	522 Water Impact Fees	1,125,099.34	1,125,554.04	1,125,554.04	454.70	N/A	0.250	N/A	1
Schertz Bank & Trust - 5763 MM	MM5763	None	320 Traffic Impact Fees	928,180.65	928,555.78	928,555.78	375.13	N/A	0.250	N/A	1
Schertz Bank & Trust - 5763 MM	MM5763	None	520 Drainage Impact Fees	918,587.50	918,958.75	918,958.75	371.25	N/A	0.250	N/A	1
Schertz Bank & Trust - Payroll MM	MM5810	None	101 General Fund	2,059.38	3,417.49	3,417.49	10.57	N/A	0.250	N/A	1
Schertz Bank & Trust MM	MM5801	None	403 Debt Service Fund	736,302.69	1,278,882.58	1,278,882.58	441.54	N/A	0.250	N/A	1
Schertz Bank & Trust-5712 MM	MM5712	None	101 General Fund	8,173,222.34	3,398,072.80	3,398,072.80	2,326.64	N/A	0.250	N/A	1
Schertz Bank & Trust-5712 MM	MM5712	None	201 Special Events	44,401.09	48,155.26	48,155.26	22.88	N/A	0.250	N/A	1
Schertz Bank & Trust-5712 MM	MM5712	None	230 Grant Fund	3,379,769.70	3,389,074.44	3,389,074.44	1,645.53	N/A	0.250	N/A	1
Schertz Bank & Trust-5720 MM	MM5720	None	502 Water & Sewer Fund	2,765,547.34	4,937,002.27	4,937,002.27	1,597.56	N/A	0.250	N/A	1
Schertz Bank & Trust-5720 MM	MM5720	None	501 Drainage Utility District	236,781.34	390,198.76	390,198.76	127.75	N/A	0.250	N/A	1
Sub Total/Average 1. Schertz Bank and Trust				19,541,505.31	17,655,485.63	17,655,485.63	7,871.68	0.00	0.250		1
2. Government Pools											
Texas CLASS LGIP	CLASS0001	None	101 General Fund	486,588.27	486,752.23	486,752.23	163.96	N/A	0.286	N/A	1
Texas CLASS LGIP	CLASS0001	None	230 Grant Fund	500,111.01	500,279.53	500,279.53	168.52	N/A	0.286	N/A	1
Texas CLASS LGIP	CLASS0002	None	502 Water & Sewer Fund	537,017.11	537,198.07	537,198.07	180.96	N/A	0.286	N/A	1
Texas CLASS LGIP	CLASS0004	None	531 2012 Revenue Bonds	537,017.11	537,198.07	537,198.07	180.96	N/A	0.286	N/A	1
Texas CLASS LGIP	CLASS0005	None	360 2015 GO Bonds-Rd Improv	58.97	58.97	58.97	0.00	N/A	0.286	N/A	1
Texas CLASS LGIP	CLASS0005	None	362 2015 GO Bonds - Rd Improv FM1103	109.89	109.90	109.90	0.01	N/A	0.286	N/A	1
Texas CLASS LGIP	CLASS0006	None	356 2013 GO Bonds - Town Creek	513,605.85	513,778.91	513,778.91	173.06	N/A	0.286	N/A	1
Texas CLASS-0003 LGIP	CLASS0003	None	354 2011 GO Bonds - Town Creek Reg Det	451,217.54	451,369.60	451,369.60	152.06	N/A	0.286	N/A	1
Texas CLASS-0007 LGIP	CLASS0007	None	524 Waste Water Impact Fees	217,573.45	217,646.76	217,646.76	73.31	N/A	0.286	N/A	1
Texas CLASS-0007 LGIP	CLASS0007	None	320 Traffic Impact Fees	349,234.28	349,351.96	349,351.96	117.68	N/A	0.286	N/A	1
Texas CLASS-0007 LGIP	CLASS0007	None	520 Drainage Impact Fees	400,744.80	400,879.83	400,879.83	135.03	N/A	0.286	N/A	1
Texas CLASS-0007 LGIP	CLASS0007	None	322 Park Land Fees	106,481.12	106,517.00	106,517.00	35.88	N/A	0.286	N/A	1
Texas Class-0009 LGIP	CLASS0009	None	870 EDC Revenue Bonds	434,421.21	434,567.59	434,567.59	146.38	N/A	0.286	N/A	1
Texas Class-0010 LGIP	CLASS0010	None	370 2022 Tax Note	0.00	2,209,001.63	2,209,001.63	451.63	N/A	0.286	N/A	1
TexPool - 0002 LGIP	LGIP0002	None	524 Waste Water Impact Fees	1,001,365.05	1,001,544.26	1,001,544.26	179.21	N/A	0.154	N/A	1
TexPool - 0002 LGIP	LGIP0002	None	322 Park Land Fees	162,144.39	162,173.41	162,173.41	29.02	N/A	0.154	N/A	1
TexPool - 0002 LGIP	LGIP0002	None	522 Water Impact Fees	1,287,788.69	1,288,019.16	1,288,019.16	230.47	N/A	0.154	N/A	1

Description	CUSIP/Ticker	Credit Rating	Portfolio Name	Beginning MV	Ending BV	Ending MV	Interest/ Dividends	Ending Market Accrued Interest	Ending YTM @ Cost	Maturity Date	Days To Maturity
TexPool - 0002 LGIP	LGIP0002	None	320 Traffic Impact Fees	528,299.39	528,393.94	528,393.94	94.55	N/A	0.154	N/A	1
TexPool - 0002 LGIP	LGIP0002	None	520 Drainage Impact Fees	1,089,997.28	1,090,192.36	1,090,192.36	195.08	N/A	0.154	N/A	1
TexPool - 0003 LGIP	LGIP0003	None	502 Water & Sewer Fund	1,107,443.91	1,107,642.16	1,107,642.16	198.25	N/A	0.154	N/A	1
TexPool - 0003 LGIP	LGIP0003	None	501 Drainage Utility District	380,787.13	380,855.29	380,855.29	68.16	N/A	0.154	N/A	1
TexPool - 0021 LGIP	LGIP0021	None	354 2011 GO Bonds - Town Creek Reg Det	441,125.56	441,204.49	441,204.49	78.93	N/A	0.154	N/A	1
TexPool - 0023 LGIP	LGIP0023	None	356 2013 GO Bonds - Town Creek	2,476,637.54	2,477,080.81	2,477,080.81	443.27	N/A	0.154	N/A	1
TexPool - 0023 LGIP	LGIP0023	None	357 2013 GO Bonds - Community Center	34,139.33	34,145.45	34,145.45	6.12	N/A	0.154	N/A	1
TexPool - 0024 LGIP	LGIP0024	None	359 2014 GO bonds - Road improvements	311.13	311.13	311.13	0.00	N/A	0.154	N/A	1
Texpool - 0028 LGIP	LGIP0028	None	364 GO Bonds - Fire ST #3	385,025.70	385,094.62	385,094.62	68.92	N/A	0.154	N/A	1
Texpool - 0029 LGIP	LGIP0029	None	333 2019 Cert of Obligation Bonds	735,878.47	736,010.17	736,010.17	131.70	N/A	0.154	N/A	1
Texpool - 0029 LGIP	LGIP0029	None	532 2019 Cert of Obligation - Utility	542,802.62	542,899.76	542,899.76	97.14	N/A	0.154	N/A	1
Texpool - 0029 LGIP	LGIP0029P	None	333 2019 Cert of Obligation Bonds	1,525,122.69	1,525,607.55	1,525,607.55	484.86	N/A	0.272	N/A	1
Texpool - 0029 LGIP	LGIP0029P	None	532 2019 Cert of Obligation - Utility	642,095.49	642,299.62	642,299.62	204.13	N/A	0.272	N/A	1
Texpool - 0030 LGIP	LGIP0030	None	365 2019 GO Bonds	1,353,621.40	1,353,863.78	1,353,863.78	242.38	N/A	0.154	N/A	1
Texpool - 0030 Prime LGIP	LGIP0030P	None	365 2019 GO Bonds	2,004,032.57	2,004,669.81	2,004,669.81	637.24	N/A	0.272	N/A	1
Texpool - 0031 LGIP	LGIP0031	None	810 Cibolo Public Facility Corp	16,229.85	16,232.64	16,232.64	2.79	N/A	0.154	N/A	1
Texpool - 0032 LGIP	LGIP0032	None	369 2020 Cert of Obligation Bonds	3,958,667.42	3,959,375.95	3,959,375.95	708.53	N/A	0.154	N/A	1
Texpool - 0032 LGIP	LGIP0032P	None	369 2020 Cert of Obligation Bonds	3,308,781.22	3,309,833.21	3,309,833.21	1,051.99	N/A	0.272	N/A	1
TexPool - Prime LGIP	LGIP0003P	None	502 Water & Sewer Fund	259,658.61	259,741.16	259,741.16	82.55	N/A	0.272	N/A	1
TexPool - Prime LGIP	LGIP0006P	None	101 General Fund	2,090,437.26	2,091,101.93	2,091,101.93	664.67	N/A	0.272	N/A	1
TexPool - Prime LGIP	LGIP0022P	None	531 2012 Revenue Bonds	747,860.78	748,098.58	748,098.58	237.80	N/A	0.272	N/A	1
TexPool - Prime LGIP	LGIP0026P	None	363 2016 GO Bonds-Borgfeld	31,519.03	31,529.05	31,529.05	10.02	N/A	0.272	N/A	1
TexPool LGIP	LGIP0004	None	301 Capital/IT Replacement Fund	147,463.60	147,489.96	147,489.96	26.36	N/A	0.154	N/A	1
TexPool LGIP	LGIP0004	None	302 Fleet Replacement	68,202.13	68,214.33	68,214.33	12.20	N/A	0.154	N/A	1
TexPool LGIP	LGIP0006	None	101 General Fund	4,555,887.72	5,203,009.84	5,203,009.84	918.01	N/A	0.154	N/A	1
TexPool LGIP	LGIP0013	None	805 Economic Development Fund	1,265,095.81	1,423,519.66	1,423,519.66	244.35	N/A	0.154	N/A	1
TexPool LGIP	LGIP0013P	None	805 Economic Development Fund	132,361.57	132,403.66	132,403.66	42.09	N/A	0.272	N/A	1
TexPool LGIP	LGIP0014	None	239 Street - Drain Maintenance Tax	1,233,767.42	1,392,185.64	1,392,185.64	238.72	N/A	0.154	N/A	1
TexPool LGIP	LGIP0014P	None	239 Street - Drain Maintenance Tax	494,407.22	494,564.38	494,564.38	157.16	N/A	0.272	N/A	1
TexPool LGIP	LGIP0018	None	502ARevenue Bond Requirement	756,760.64	756,896.08	756,896.08	135.44	N/A	0.154	N/A	1
TexPool LGIP	LGIP0022	None	531 2012 Revenue Bonds	297,228.83	297,282.05	297,282.05	53.22	N/A	0.154	N/A	1
TexPool LGIP	LGIP0026	None	363 2016 GO Bonds-Borgfeld	22,201.72	22,205.76	22,205.76	4.04	N/A	0.154	N/A	1
TexPool LGIP	LGIP0027	None	332 2017 Certificates of Obligation	2,806.23	2,806.82	2,806.82	0.59	N/A	0.154	N/A	1
TexPool Prime 0002 LGIP	LGIP0002P	None	322 Park Land Fees	99,099.61	99,131.11	99,131.11	31.50	N/A	0.272	N/A	1
TexPool Prime 0002 LGIP	LGIP0002P	None	522 Water Impact Fees	314,122.65	314,222.52	314,222.52	99.87	N/A	0.272	N/A	1
TexPool Prime 0002 LGIP	LGIP0002P	None	320 Traffic Impact Fees	232,964.15	233,038.21	233,038.21	74.06	N/A	0.272	N/A	1
TexPool Prime 0002 LGIP	LGIP0002P	None	520 Drainage Impact Fees	309,906.86	310,005.38	310,005.38	98.52	N/A	0.272	N/A	1
TexPool Prime 0002 LGIP	LGIP0002P	None	524 Waste Water Impact Fees	441,636.21	441,776.63	441,776.63	140.42	N/A	0.272	N/A	1
TexPool Prime 0021 LGIP	LGIP0021P	None	354 2011 GO Bonds - Town Creek Reg Det	415,618.22	415,750.37	415,750.37	132.15	N/A	0.272	N/A	1
TexPool Prime 0024 LGIP	LGIP0024P	None	359 2014 GO bonds - Road improvements	22,288.54	22,295.65	22,295.65	7.11	N/A	0.272	N/A	1
TexStar LGIP	LGIP1110	None	101 General Fund	6,108.33	6,108.91	6,108.91	0.58	N/A	0.107	N/A	1
Sub Total/Average 2. Government Pools				41,463,880.58	44,645,537.30	44,645,537.30	10,543.61	0.00	0.208		1
3. Money Market - Mutual Funds											
Wells Fargo Securities MM	MM4963	None	101 General Fund	891,020.32	891,034.73	891,034.73	14.41	N/A	0.060	N/A	1
Wells Fargo-3637 MM	MM3637	None	354 2011 GO Bonds - Town Creek Reg Det	655,131.89	655,142.48	655,142.48	10.59	N/A	0.060	N/A	1
Wells Fargo-4915 MM	MM4915	None	531 2012 Revenue Bonds	13,696.05	13,696.28	13,696.28	0.23	N/A	0.060	N/A	1
Wells Fargo-4917 MM	MM4917	None	356 2013 GO Bonds - Town Creek	1,038,382.74	1,038,399.53	1,038,399.53	16.79	N/A	0.060	N/A	1

Description	CUSIP/Ticker	Credit Rating	Portfolio Name	Beginning MV	Ending BV	Ending MV	Interest/ Dividends	Ending Market Accrued Interest	Ending YTM @ Cost	Maturity Date	Days To Maturity
Sub Total/Average 3.Money Market - Mutual Funds				2,598,231.00	2,598,273.02	2,598,273.02	42.02	0.00	0.060		1
4. Certificate of Deposit											
Sub Total/Average 4. Certificate of Deposit				0.00	0.00	0.00	0.00	0.00	0.000		0
5. Certificate of Deposit - Brokered											
Sub Total/Average 5. Certificate of Deposit - Brokered				0.00	0.00	0.00	0.00	0.00	0.000		0
7.Municipal Bonds											
Boerne ISD 5 2/1/2022	097067MD1	Moodys-Aa	101 General Fund	135,000.00	0.00	0.00	3,375.00	0.00		2/1/2022	
Sub Total/Average 7.Municipal Bonds				135,000.00	0.00	0.00	3,375.00	0.00			124
8.Cash on Hand - Petty Cash											
City of Cibolo Cash	CASH	None	101 General Fund	1,150.00	1,150.00	1,150.00	0.00	N/A	0.000	N/A	1
Utility Fund Cash	CASH02	None	502 Water & Sewer Fund	750.00	750.00	750.00	0.00	N/A	0.000	N/A	1
Sub Total/Average 8.Cash on Hand - Petty Cash				1,900.00	1,900.00	1,900.00	0.00	0.00	0.000		1
Total / Average				63,740,516.89	64,901,195.95	64,901,195.95	21,832.31	-	0.214		1