



CITY OF CIBOLO, TEXAS

QUARTERLY INVESTMENT REPORT

Quarter Ending: September 30, 2020

Portfolio / Report Group: All P	Prior	Current						
	Market Value	Market Value	Book Value	Accrued Interest	Interest Received	% of Portfolio	YTM @ Cost	WAM
General Fund	10,826,365	10,346,335	10,338,709	24,331	32,396	18.6%	0.60	43
Debt Service Fund	1,566,841	809,876	809,876	-	3,264	1.5%	0.25	1
Economic Development Fund	560,056	706,407	706,407	-	340	1.3%	0.17	1
Water Fund	4,783,349	5,053,995	5,053,995	6,176	6,800	9.1%	0.53	6
Special Fund	9,247,353	10,251,935	10,251,935	-	39,549	18.5%	0.21	1
Capital Fund	30,113,461	28,381,459	28,381,459	6,176	107,736	51.1%	0.23	2
Total	57,097,424	55,550,008	55,542,381	36,684	190,084	100.0%	0.321	10

Benchmark rate: six month treasury 0.12 182
 one year treasury 0.13 365

This report is in compliance with the approved investment policies and strategies.

 City Manager, Investment Officer

 Date

 Director of Finance, Investment Officer

 Date

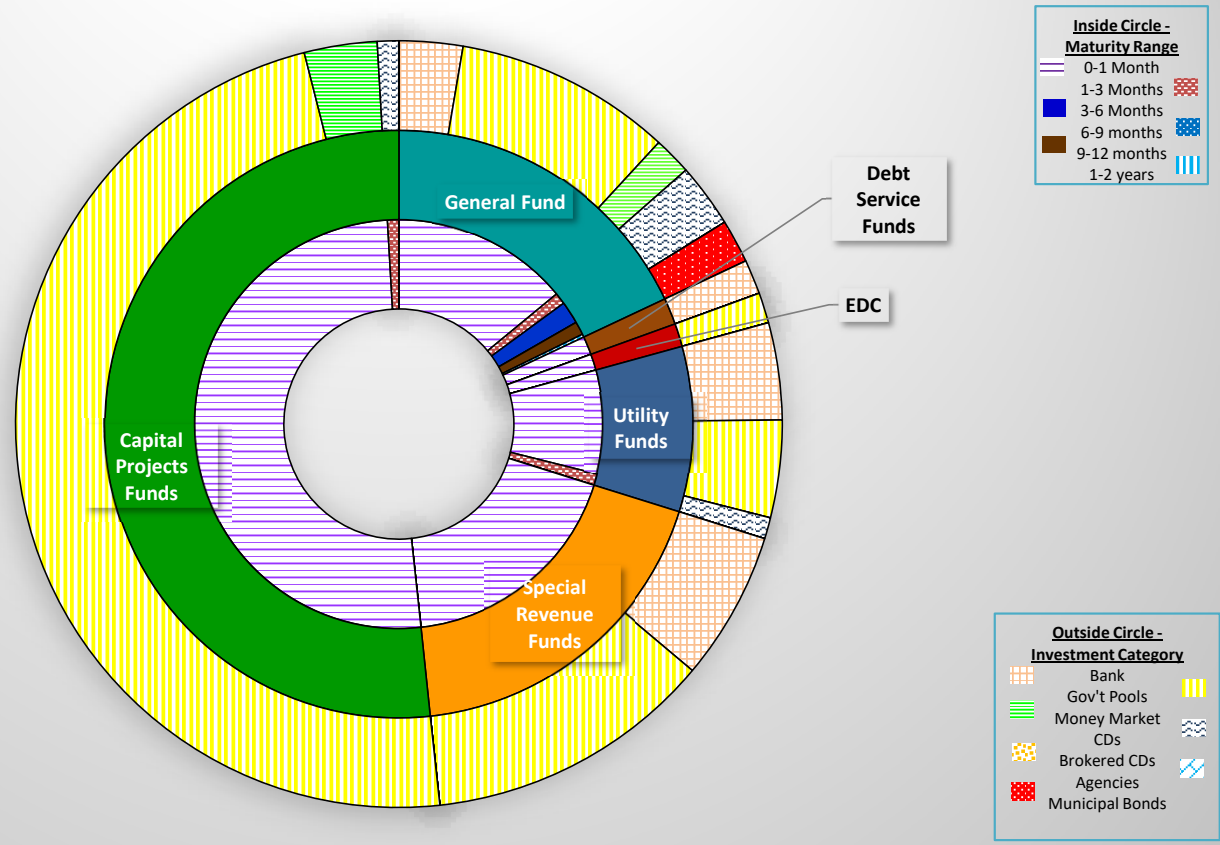


CITY OF CIBOLO, TEXAS

QUARTERLY INVESTMENT REPORT

Quarter Ending: September 30, 2020

Combined Portfolio



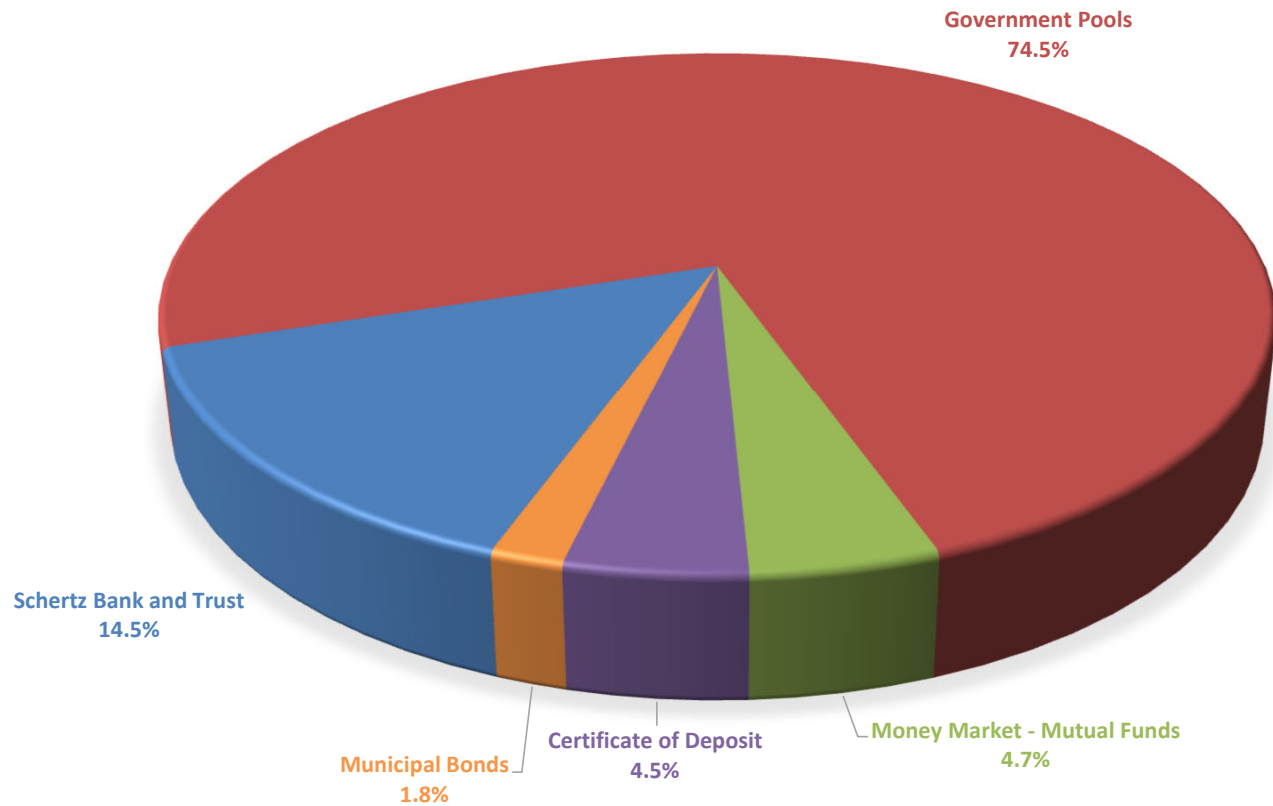


CITY OF CIBOLO, TEXAS

QUARTERLY INVESTMENT REPORT

Quarter Ending: September 30, 2020

PORTFOLIO HOLDINGS DISTRIBUTION BY ASSET CATEGORY



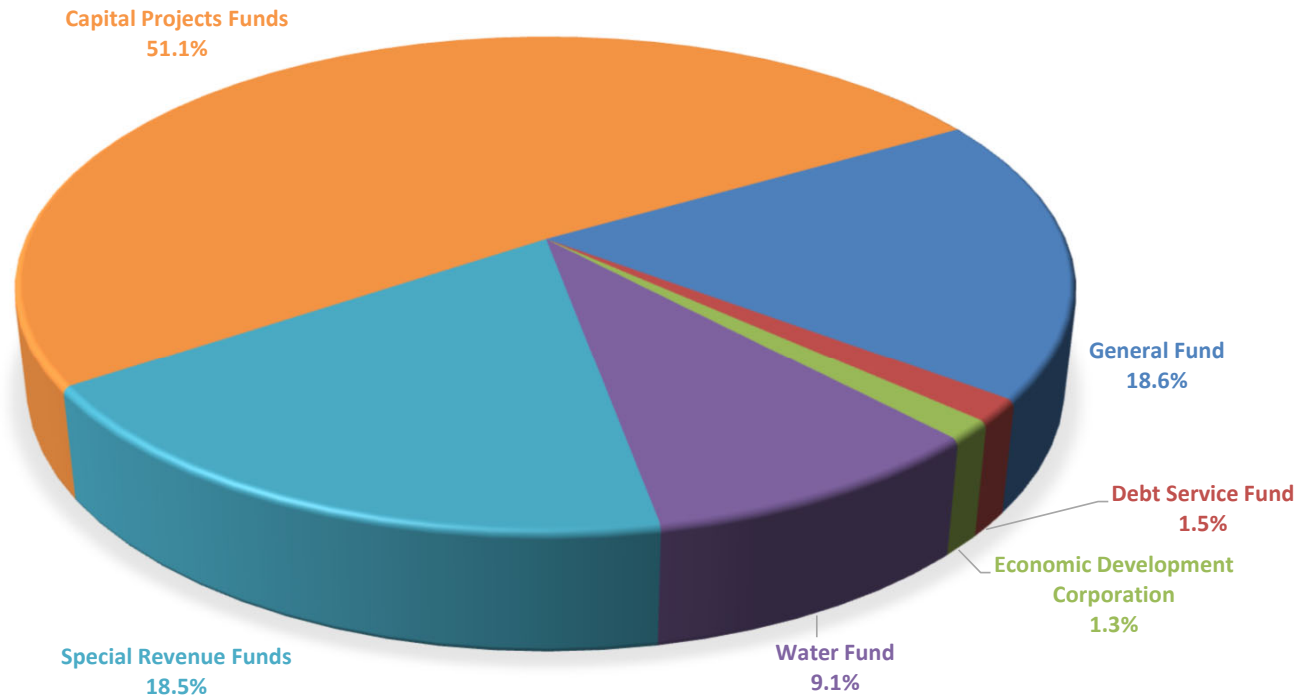


CITY OF CIBOLO, TEXAS

QUARTERLY INVESTMENT REPORT

Quarter Ending: September 30, 2020

PORTFOLIO HOLDINGS DISTRIBUTION BY ASSET CLASS



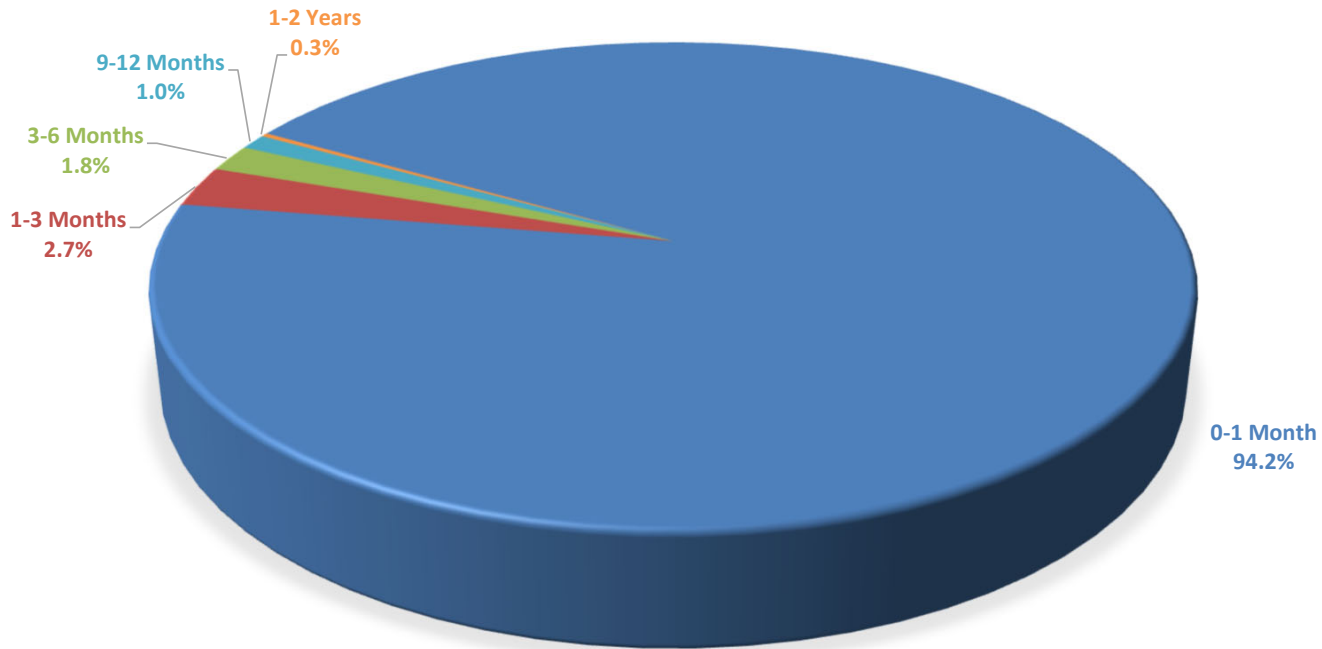


CITY OF CIBOLO, TEXAS

QUARTERLY INVESTMENT REPORT

Quarter Ending: September 30, 2020

PORTFOLIO HOLDINGS DISTRIBUTION BY MATURITY RANGE



City of Cibolo
Date To Date
QUARTERLY Investment Report
Report Format: By Transaction
Group By: Asset Category
Portfolio / Report Group: All Portfolios
Begin Date: 6/30/2020, End Date: 9/30/2020

Description	CUSIP/Ticker	Credit Rating	Portfolio Name	Beginning MV	Ending BV	Ending MV	Interest/Dividends	Ending Market Accrued Interest	Ending YTM @ Cost	Maturity Date	Days To Maturity
1. Schertz Bank and Trust											
Schertz Bank & Trust - 5046 MM	MM5046	None	036 Police Education Funds	15,174.10	15,183.41	15,183.41	9.31	N/A	0.250	N/A	1
Schertz Bank & Trust - 5046 MM	MM5046	None	035A Police - Federal Forfeiture	27.96	27.99	27.99	0.03	N/A	0.250	N/A	1
Schertz Bank & Trust - 5046 MM	MM5046	None	033 Court Technology Fees	9,962.81	11,343.48	11,343.48	6.68	N/A	0.250	N/A	1
Schertz Bank & Trust - 5046 MM	MM5046	None	035B Police - State Forfeiture Account	8,938.76	9,524.51	9,524.51	5.60	N/A	0.250	N/A	1
Schertz Bank & Trust - 5046 MM	MM5046	None	038 Child Safety Program	56,957.26	63,765.99	63,765.99	37.58	N/A	0.250	N/A	1
Schertz Bank & Trust - 5046 MM	MM5046	None	037 Police Special Fund	13,542.18	12,327.87	12,327.87	8.06	N/A	0.250	N/A	1
Schertz Bank & Trust - 5046 MM	MM5046	None	034 Court Security Fees	18,617.33	18,876.10	18,876.10	11.52	N/A	0.250	N/A	1
Schertz Bank & Trust - 5763 MM	MM5763	None	029 Traffic Impact Fees	1,082,526.51	608,590.54	608,590.54	620.01	N/A	0.250	N/A	1
Schertz Bank & Trust - 5763 MM	MM5763	None	031 Drainage Impact Fees	636,358.38	813,132.04	813,132.04	484.34	N/A	0.250	N/A	1
Schertz Bank & Trust - 5763 MM	MM5763	None	024 Waste Water Impact Fees	971,029.74	549,606.54	549,606.54	557.11	N/A	0.250	N/A	1
Schertz Bank & Trust - 5763 MM	MM5763	None	032 Park Land Fees	430,262.65	356,882.17	356,882.17	280.13	N/A	0.250	N/A	1
Schertz Bank & Trust - 5763 MM	MM5763	None	022 Water Impact Fees	265,871.56	679,526.20	679,526.20	291.80	N/A	0.250	N/A	1
Schertz Bank & Trust - 5763 MM	MM5763	None	030 Street Impact Fees	17,315.60	3,851.25	3,851.25	2.65	N/A	0.250	N/A	1
Schertz Bank & Trust - Payroll MM	MM5810	None	001 General Fund	1,144.84	1,159.62	1,159.62	8.58	N/A	0.250	N/A	1
Schertz Bank & Trust MM	MM5801	None	003 Debt Service Fund	1,116,840.67	809,876.46	809,876.46	443.57	N/A	0.250	N/A	1
Schertz Bank & Trust-5712 MM	MM5712	None	001 General Fund	561,455.05	1,493,188.26	1,493,188.26	753.46	N/A	0.250	N/A	1
Schertz Bank & Trust-5712 MM	MM5712	None	021 Cibolofest	26,911.19	26,942.15	26,942.15	30.96	N/A	0.250	N/A	1
Schertz Bank & Trust-5712 MM	MM5712	None	020 Grant Fund	0.00	317,817.72	317,817.72	385.04	N/A	0.250	N/A	1
Schertz Bank & Trust-5720 MM	MM5720	None	029 Water & Sewer Fund	1,743,114.61	2,086,033.06	2,086,033.06	1,486.14	N/A	0.250	N/A	1
Schertz Bank & Trust-5720 MM	MM5720	None	040 Drainage Utility District	310,611.12	189,848.74	189,848.74	184.02	N/A	0.250	N/A	1
Sub Total/Average 1. Schertz Bank and Trust				7,286,662.32	8,067,504.10	8,067,504.10	5,606.59	0.00	0.790		1
2. Government Pools											
Texas CLASS LGIP	CLASS0001	None	001 General Fund	923,926.67	924,722.19	924,722.19	795.52	N/A	0.251	N/A	1
Texas CLASS LGIP	CLASS0002	None	002 Water & Sewer Fund	535,903.85	536,365.28	536,365.28	461.43	N/A	0.251	N/A	1
Texas CLASS LGIP	CLASS0004	None	055 2012 Revenue Bonds	535,903.85	536,365.28	536,365.28	461.43	N/A	0.251	N/A	1
Texas CLASS LGIP	CLASS0005	None	060 2015 GO Bonds-Rd Improv	42,810.66	42,847.52	42,847.52	36.86	N/A	0.251	N/A	1
Texas CLASS LGIP	CLASS0005	None	062 2015 GO Bonds - Rd Improv FM1103	164,718.38	164,860.21	164,860.21	141.83	N/A	0.251	N/A	1
Texas CLASS LGIP	CLASS0006	None	056 2013 GO Bonds - Town Creek	512,541.26	512,982.55	512,982.55	441.29	N/A	0.251	N/A	1
Texas CLASS-0003 LGIP	CLASS0003	None	053 2011 GO Bonds - Town Creek Reg Det	450,282.22	450,669.93	450,669.93	387.71	N/A	0.251	N/A	1
Texas CLASS-0007 LGIP	CLASS0007	None	029 Traffic Impact Fees	348,510.44	348,810.52	348,810.52	300.08	N/A	0.251	N/A	1
Texas CLASS-0007 LGIP	CLASS0007	None	031 Drainage Impact Fees	399,914.15	400,258.49	400,258.49	344.34	N/A	0.251	N/A	1
Texas CLASS-0007 LGIP	CLASS0007	None	024 Waste Water Impact Fees	217,122.51	217,309.45	217,309.45	186.94	N/A	0.251	N/A	1
Texas CLASS-0007 LGIP	CLASS0007	None	032 Park Land Fees	106,260.41	106,351.90	106,351.90	91.49	N/A	0.251	N/A	1
TexPool - 0002 LGIP	LGIP0002	None	029 Traffic Impact Fees	305,813.24	705,967.15	705,967.15	153.91	N/A	0.147	N/A	1
TexPool - 0002 LGIP	LGIP0002	None	031 Drainage Impact Fees	540,982.30	891,227.24	891,227.24	244.94	N/A	0.147	N/A	1
TexPool - 0002 LGIP	LGIP0002	None	032 Park Land Fees	39,829.90	139,853.60	139,853.60	23.70	N/A	0.147	N/A	1
TexPool - 0002 LGIP	LGIP0002	None	024 Waste Water Impact Fees	515,555.52	1,015,801.67	1,015,801.67	246.15	N/A	0.147	N/A	1
TexPool - 0002 LGIP	LGIP0002	None	022 Water Impact Fees	267,464.92	517,591.90	517,591.90	126.98	N/A	0.147	N/A	1

Description	CUSIP/Ticker	Credit Rating	Portfolio Name	Beginning MV	Ending BV	Ending MV	Interest/ Dividends	Ending Market Accrued Interest	Ending YTM @ Cost	Maturity Date	Days To Maturity
TexPool - 0003 LGIP	LGIP0003	None	002 Water & Sewer Fund	428,786.20	888,128.44	888,128.44	201.71	N/A	0.147	N/A	1
TexPool - 0003 LGIP	LGIP0003	None	040 Drainage Utility District	107,357.78	345,710.75	345,710.75	59.01	N/A	0.147	N/A	1
TexPool - 0021 LGIP	LGIP0021	None	053 2011 GO Bonds - Town Creek Reg Det	878,312.45	1,894,461.81	1,894,461.81	427.58	N/A	0.147	N/A	1
TexPool - 0023 LGIP	LGIP0023	None	057 2013 GO Bonds - Community Center	34,104.46	34,118.17	34,118.17	13.71	N/A	0.147	N/A	1
TexPool - 0023 LGIP	LGIP0023	None	056 2013 GO Bonds - Town Creek	926,725.45	1,983,738.32	1,983,738.32	458.35	N/A	0.147	N/A	1
TexPool - 0024 LGIP	LGIP0024	None	059 2014 GO bonds - Road improvements	62,405.50	45,436.48	45,436.48	27.42	N/A	0.147	N/A	1
TexPool - 0025 LGIP	LGIP0025	None	060 2015 GO Bonds-Rd Improv	2,485.49	2,486.47	2,486.47	0.98	N/A	0.147	N/A	1
Texpool - 0028 LGIP	LGIP0028	None	065 GO Bonds - Fire ST #3	2,642,804.08	2,499,940.12	2,499,940.12	1,141.67	N/A	0.147	N/A	1
Texpool - 0029 LGIP	LGIP0029	None	067 2019 Cert of Obligation Bonds	2,000,093.92	2,372,502.53	2,372,502.53	1,062.76	N/A	0.147	N/A	1
Texpool - 0029 LGIP	LGIP0029	None	068 2019 Cert of Obligation - Utility	769,768.34	398,601.03	398,601.03	178.54	N/A	0.147	N/A	1
Texpool - 0029 LGIP	LGIP0029P	None	067 2019 Cert of Obligation Bonds	2,004,531.39	1,523,120.52	1,523,120.52	1,271.42	N/A	0.262	N/A	1
Texpool - 0029 LGIP	LGIP0029P	None	068 2019 Cert of Obligation - Utility	0.00	0.00	0.00	0.00	0		N/A	
Texpool - 0030 LGIP	LGIP0030	None	066 2019 GO Bonds	5,765,356.34	6,643,691.74	6,643,691.74	2,612.96	N/A	0.147	N/A	1
Texpool - 0030 Prime LGIP	LGIP0030P	None	066 2019 GO Bonds	4,009,062.73	3,999,749.07	3,999,749.07	3,436.83	N/A	0.262	N/A	1
Texpool - 0031 LGIP	LGIP0031	None	018 Cibolo Public Facility Corp	63,173.80	63,202.05	63,202.05	28.25	N/A	0.147	N/A	1
TexPool - Prime LGIP	LGIP0003P	None	002 Water & Sewer Fund	259,093.12	259,315.85	259,315.85	222.73	N/A	0.262	N/A	1
TexPool - Prime LGIP	LGIP0006P	None	001 General Fund	2,122,526.19	1,889,154.19	1,889,154.19	1,810.08	N/A	0.262	N/A	1
TexPool - Prime LGIP	LGIP0022P	None	055 2012 Revenue Bonds	746,232.22	746,873.69	746,873.69	641.47	N/A	0.262	N/A	1
TexPool - Prime LGIP	LGIP0026P	None	063 2016 GO Bonds-Borgfeld	31,450.59	31,477.70	31,477.70	27.11	N/A	0.262	N/A	1
TexPool LGIP	LGIP0004	None	006 Capital/IT Replacement Fund	183,344.25	182,316.88	182,316.88	72.45	N/A	0.147	N/A	1
TexPool LGIP	LGIP0004	None	049 Fleet Replacement	131,656.97	224,826.69	224,826.69	61.73	N/A	0.147	N/A	1
TexPool LGIP	LGIP0006	None	001 General Fund	2,763,875.83	2,274,702.40	2,274,702.40	1,229.38	N/A	0.147	N/A	1
TexPool LGIP	LGIP0013	None	005 Economic Development Fund	427,982.32	574,220.51	574,220.51	225.93	N/A	0.147	N/A	1
TexPool LGIP	LGIP0013P	None	005 Economic Development Fund	132,073.31	132,186.88	132,186.88	113.57	N/A	0.262	N/A	1
TexPool LGIP	LGIP0014	None	039 Street - Drain Maintenance Tax	562,343.61	722,599.20	722,599.20	291.77	N/A	0.147	N/A	1
TexPool LGIP	LGIP0014P	None	039 Street - Drain Maintenance Tax	240,290.77	240,497.33	240,497.33	206.56	N/A	0.262	N/A	1
TexPool LGIP	LGIP0018	None	002ARevenue Bond Requirement	247,731.88	247,842.86	247,842.86	110.98	N/A	0.147	N/A	1
TexPool LGIP	LGIP0022	None	055 2012 Revenue Bonds	1,762,517.27	1,763,307.14	1,763,307.14	789.87	N/A	0.147	N/A	1
TexPool LGIP	LGIP0026	None	063 2016 GO Bonds-Borgfeld	23,444.76	23,205.26	23,205.26	10.50	N/A	0.147	N/A	1
TexPool LGIP	LGIP0027	None	064 2017 Certificates of Obligation	2,803.87	2,805.04	2,805.04	1.17	N/A	0.147	N/A	1
TexPool Prime 0002 LGIP	LGIP0002P	None	029 Traffic Impact Fees	52,982.77	232,656.70	232,656.70	123.14	N/A	0.262	N/A	1
TexPool Prime 0002 LGIP	LGIP0002P	None	031 Drainage Impact Fees	58,076.06	309,497.82	309,497.82	153.61	N/A	0.262	N/A	1
TexPool Prime 0002 LGIP	LGIP0002P	None	032 Park Land Fees	64,030.23	98,968.81	98,968.81	77.97	N/A	0.262	N/A	1
TexPool Prime 0002 LGIP	LGIP0002P	None	022 Water Impact Fees	208,163.37	313,708.05	313,708.05	247.13	N/A	0.262	N/A	1
TexPool Prime 0002 LGIP	LGIP0002P	None	024 Waste Water Impact Fees	338,104.07	441,053.31	441,053.31	347.44	N/A	0.262	N/A	1
TexPool Prime 0021 LGIP	LGIP0021P	None	053 2011 GO Bonds - Town Creek Reg Det	426,066.20	415,069.70	415,069.70	357.80	N/A	0.262	N/A	1
TexPool Prime 0024 LGIP	LGIP0024P	None	059 2014 GO bonds - Road improvements	22,958.40	22,978.17	22,978.17	19.77	N/A	0.262	N/A	1
TexStar LGIP	LGIP1110	None	001 General Fund	6,103.52	6,106.03	6,106.03	2.51	N/A	0.134	N/A	1
Sub Total/Average 2. Government Pools				36,416,359.79	41,362,242.59	41,362,242.59	22,510.46	0.00	1.151		1
3.Money Market - Mutual Funds											
Wells Fargo Securities MM	MM4963	None	001 General Fund	890,803.07	890,893.69	890,893.69	90.62	N/A	0.010	N/A	1
Wells Fargo-3637 MM	MM3637	None	053 2011 GO Bonds - Town Creek Reg Det	654,972.19	655,038.83	655,038.83	66.64	N/A	0.010	N/A	1
Wells Fargo-4915 MM	MM4915	None	055 2012 Revenue Bonds	13,692.70	13,694.09	13,694.09	1.39	N/A	0.010	N/A	1
Wells Fargo-4917 MM	MM4917	None	056 2013 GO Bonds - Town Creek	795,068.02	1,038,235.17	1,038,235.17	82.00	N/A	0.010	N/A	1
Sub Total/Average 3.Money Market - Mutual Funds				2,354,535.98	2,597,861.78	2,597,861.78	240.65	0.00	0.750		1
4. Certificate of Deposit											
Schertz Bank & Trust 1.25 9/5/2020	CD4810	None	001 General Fund	500,000.00	0.00	0.00	3,133.88	0.00		09/05/2020	

Description	CUSIP/Ticker	Credit Rating	Portfolio Name	Beginning MV	Ending BV	Ending MV	Interest/ Dividends	Ending Market Accrued Interest	Ending YTM @ Cost	Maturity Date	Days To Maturity
Schertz Bank & Trust 1.25 9/5/2020	CD4811	None	040 Drainage Utility District	150,000.00	0.00	0.00	940.16	0.00		09/05/2020	
Schertz Bank & Trust 1.25 9/5/2020	CD4811	None	002 Water & Sewer Fund	500,000.00	0.00	0.00	3,133.88	0.00		09/05/2020	
Schertz Bank & Trust 1.25 9/5/2020	CD4812	None	003 Debt Service Fund	450,000.00	0.00	0.00	2,820.49	0.00		09/05/2020	
Schertz Bank & Trust 1.75 3/9/2021	CD4809	None	001 General Fund	1,000,000.00	1,000,000.00	1,000,000.00	0.00	9,828.77	1.750	03/09/2021	160
Schertz Bank & Trust 2.25 9/10/2020	CD4718	None	001 General Fund	500,000.00	0.00	0.00	11,280.82	0.00		09/10/2020	
Schertz Bank & Trust 2.25 9/10/2020	CD4719	None	053 2011 GO Bonds - Town Creek Reg Det	1,000,000.00	0.00	0.00	22,561.65	0.00		09/10/2020	
Schertz Bank & Trust 2.25 9/10/2020	CD4719	None	056 2013 GO Bonds - Town Creek	1,000,000.00	0.00	0.00	22,561.64	0.00		09/10/2020	
Schertz Bank & Trust 3.39 11/20/2020	CD4685	None	056 2013 GO Bonds - Town Creek	500,000.00	500,000.00	500,000.00	0.00	6,176.30	3.390	11/20/2020	51
Schertz Bank & Trust 3.39 11/20/2020	CD4686	None	001 General Fund	500,000.00	500,000.00	500,000.00	0.00	6,176.30	3.390	11/20/2020	51
Schertz Bank & Trust 3.39 11/20/2020	CD4687	None	002 Revenue Bond Requirement	500,000.00	500,000.00	500,000.00	0.00	6,176.30	3.390	11/20/2020	51
Sub Total/Average 4. Certificate of Deposit				6,600,000.00	2,500,000.00	2,500,000.00	66,432.52	28,357.67	2.191		205
5. Certificate of Deposit - Brokered											
FIRST BANK OF GREENWICH 2.55 8/17/2020	31926GAT7	None	056 2013 GO Bonds - Town Creek	240,781.92	0.00	0.00	3,085.15	0.00		08/17/2020	
Sub Total/Average 5. Certificate of Deposit - Brokered				240,781.92	0.00	0.00	3,085.15	0.00	2.550		139
7. Municipal Bonds											
Austin Texas 2.384 9/1/2020	0523966M5	Moody's-Aa	031 Drainage Impact Fees	385,927.85	0.00	0.00	4,589.20	0.00		09/01/2020	
Boerne ISD 5 2/1/2022	097067MD1	Moody's-Aa	001 General Fund	145,126.35	141,841.12	143,718.30	3,375.00	1,106.25	1.150	02/01/2022	489
Houston ISD-A 4 9/15/2021	442404CY3	Moody's-Aa	001 General Fund	261,277.50	256,613.59	259,235.00	5,000.00	416.67	1.200	09/15/2021	350
Leander ISD-REF 4 8/15/2020	5218408A9	S&P-AAA	066 2019 GO Bonds	1,024,722.60	0.00	0.00	20,400.00	0.00		08/15/2020	
Round Rock ISD-BLDG 5 8/1/2020	779240MS6	Moody's-Aa	067 2019 Cert of Obligation Bonds	1,003,670.00	0.00	0.00	25,000.00	0.00		08/01/2020	
San Marcos ISD-REF 3 8/1/2021	798781VE7	Moody's-Aa	001 General Fund	308,952.00	304,071.75	307,146.00	4,500.00	1,475.00	1.351	08/01/2021	305
Texas ST-Trans 4 8/27/2020	882724PY7	S&P-SP-1	022 Water Impact Fees	502,930.00	0.00	0.00	19,562.84	0.00		08/27/2020	
Texas ST-TRANS 4 8/27/2020	882724PY7DUP	Moody's-MI	031 Drainage Impact Fees	251,465.00	0.00	0.00	9,781.42	0.00		08/27/2020	
TX Fin Auth-Stephen F-TX 3.75 10/15/2020	882756H44	Moody's-A1	001 General Fund	313,112.40	310,346.44	310,399.90	0.00	5,328.12	1.000	10/15/2020	15
Sub Total/Average 7. Municipal Bonds				4,197,183.70	1,012,872.90	1,020,499.20	92,208.46	8,326.04	1.417		198
8. Cash on Hand - Petty Cash											
City of Cibolo Cash	CASH	None	001 General Fund	1,150.00	1,150.00	1,150.00	0.00	N/A	0.000	N/A	1
Utility Fund Cash	CASH02	None	002 Water & Sewer Fund	750.00	750.00	750.00	0.00	N/A	0.000	N/A	1
Sub Total/Average 8. Cash on Hand - Petty Cash				1,900.00	1,900.00	1,900.00	0.00	0.00	0.000		1
Total / Average				57,097,423.71	55,542,381.37	55,550,007.67	190,083.83	36,683.71	0.321		10