



CITY OF CIBOLO, TEXAS

QUARTERLY INVESTMENT REPORT

Quarter Ending: June 30, 2019

Portfolio / Report Group: All P	Prior	Current						
	Market Value	Market Value	Book Value	Accrued Interest	Interest Received	% of Portfolio	YTM @ Cost	WAM
General Fund	12,408,930	11,658,726	11,657,701	91,019	47,772	30.0%	2.82	73
Debt Service Fund	1,096,481	1,206,089	1,206,089	-	8,191	3.1%	2.49	1
Economic Development Fund	460,171	432,700	432,700	-	2,880	1.1%	2.42	1
Water Fund	3,587,008	3,986,579	3,986,579	3,544	22,179	10.3%	2.64	93
Special Fund	7,337,075	7,124,875	7,122,233	23,722	38,221	18.4%	2.57	31
Capital Fund	15,836,287	14,395,638	14,392,949	86,581	66,835	37.1%	2.61	59
Total	40,725,952	38,804,607	38,798,251	204,867	186,077	100.0%	2.662	59

Benchmark rate: six month treasury 2.08 182
 one year treasury 2.00 365

This report is in compliance with the approved investment policies and strategies.

 City Manager, Investment Officer Date

 Director of Finance, Investment Officer Date

Reporting Period: 04/01/2019-06/30/2019

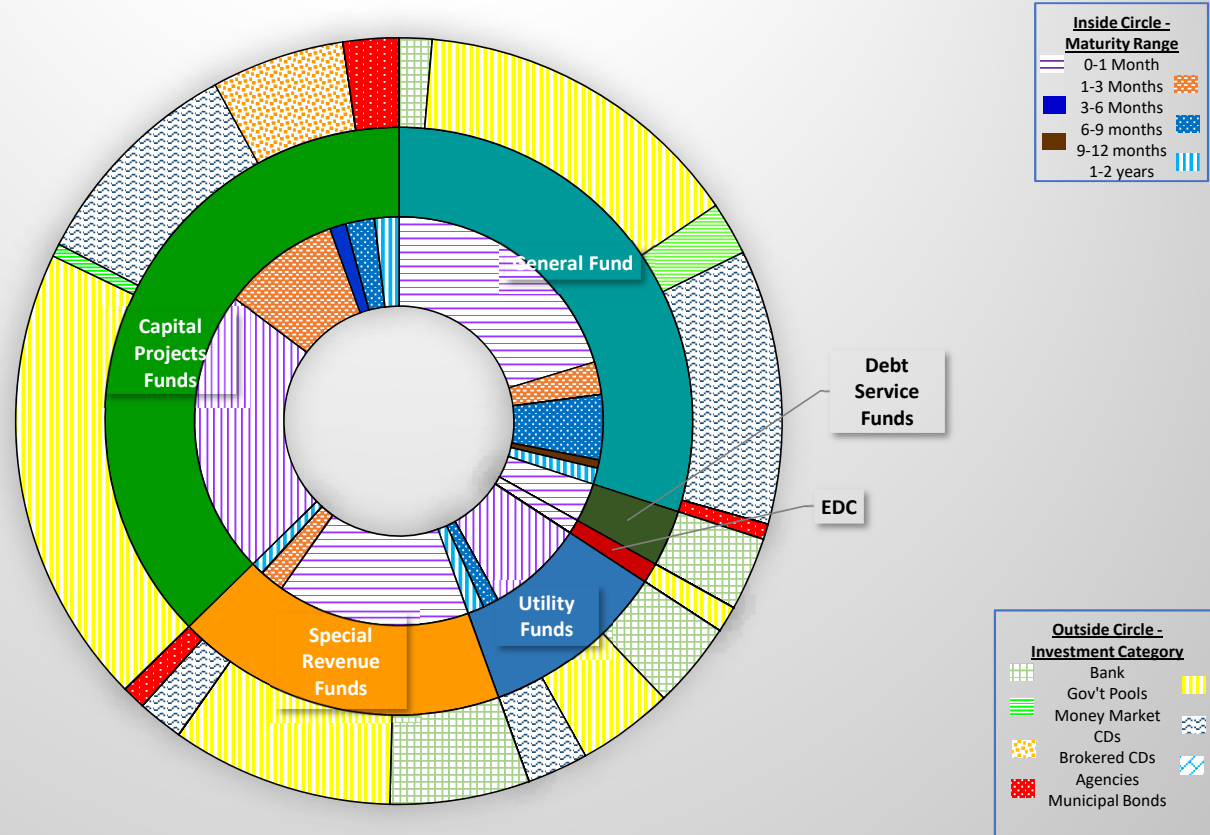


CITY OF CIBOLO, TEXAS

QUARTERLY INVESTMENT REPORT

Quarter Ending: June 30, 2019

Combined Portfolio



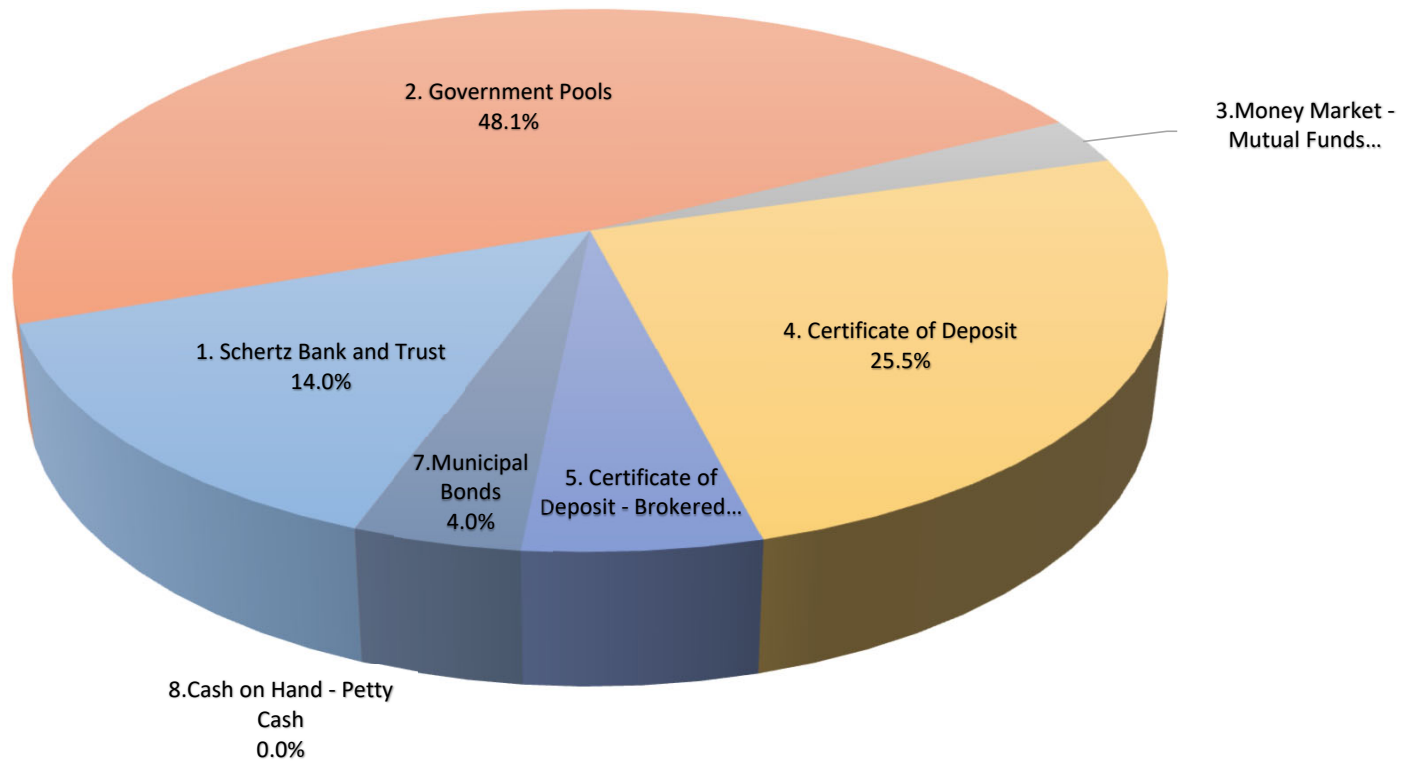


CITY OF CIBOLO, TEXAS

QUARTERLY INVESTMENT REPORT

Quarter Ending: June 30, 2019

Portfolio holdings distribution by asset category



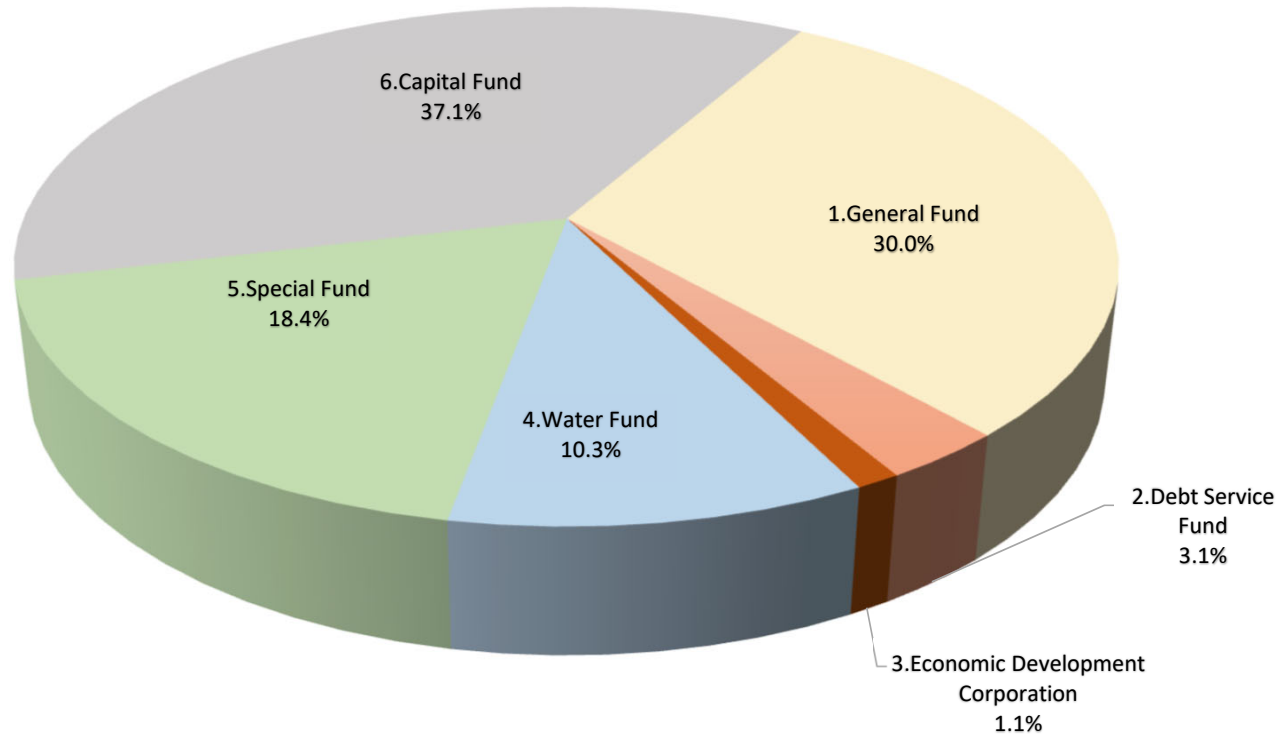


CITY OF CIBOLO, TEXAS

QUARTERLY INVESTMENT REPORT

Quarter Ending: June 30, 2019

Portfolio Holdings Distribution by Asset Class



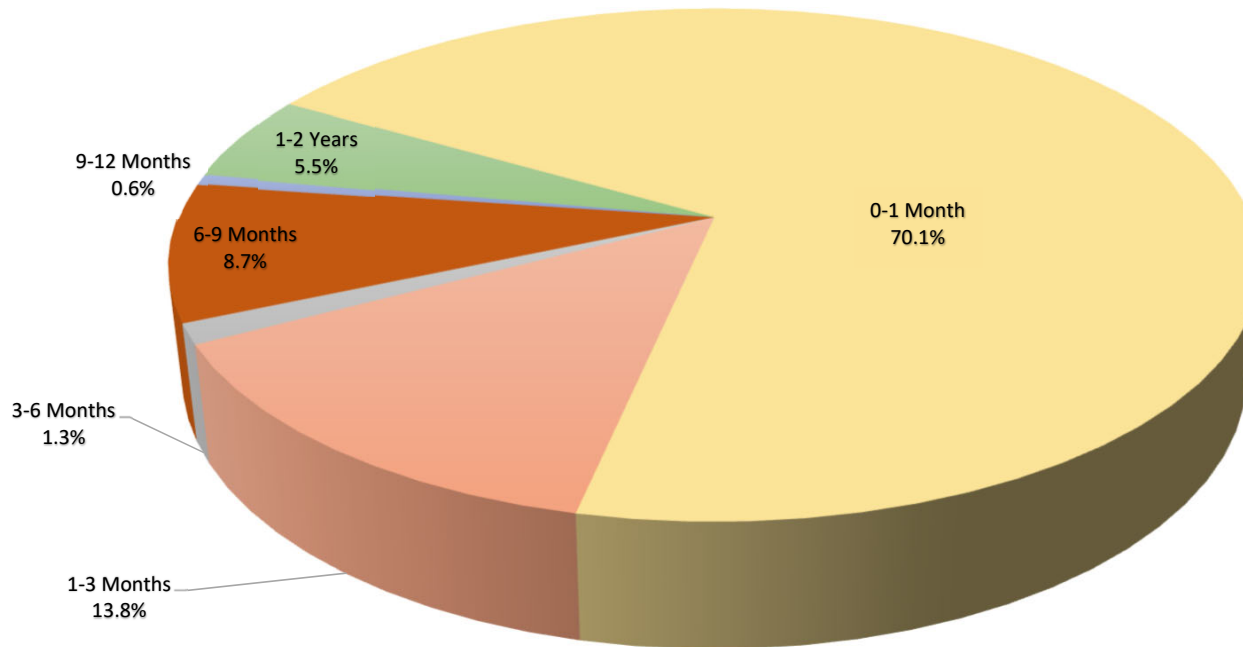


CITY OF CIBOLO, TEXAS

QUARTERLY INVESTMENT REPORT

Quarter Ending: June 30, 2019

Portfolio Holdings Distribution by Maturity Range



City of Cibolo
Date To Date
QUARTERLY Investment Report
Report Format: By Transaction
Group By: Asset Category
Portfolio / Report Group: All Portfolios
Begin Date: 3/31/2019, End Date: 6/30/2019

Description	CUSIP/Ticker	Credit Rating	Portfolio Name	Beginning MV	Ending BV	Ending MV	Interest/Dividends	Ending Market Accrued Interest	Ending YTM @ Cost	Maturity Date	Days To Maturity
1. Schertz Bank and Trust											
Schertz Bank & Trust - 5046 MM	MM5046	None	037 Police Special Fund	9,986.81	10,450.80	10,450.80	63.99	N/A	2.490	N/A	1
Schertz Bank & Trust - 5046 MM	MM5046	None	038 Child Safety Program	102,368.39	103,677.76	103,677.76	622.84	N/A	2.490	N/A	1
Schertz Bank & Trust - 5046 MM	MM5046	None	033 Court Technology Fees	7,828.85	10,019.34	10,019.34	60.35	N/A	2.490	N/A	1
Schertz Bank & Trust - 5046 MM	MM5046	None	035A Police - Federal Forfeiture	27.48	27.65	27.65	0.17	N/A	2.490	N/A	1
Schertz Bank & Trust - 5046 MM	MM5046	None	035B Police - Forfeiture Account	2,671.64	2,688.10	2,688.10	16.46	N/A	2.490	N/A	1
Schertz Bank & Trust - 5046 MM	MM5046	None	034 Court Security Fees	23,862.26	17,834.96	17,834.96	124.13	N/A	2.490	N/A	1
Schertz Bank & Trust - 5046 MM	MM5046	None	036 Police Education Funds	9,660.03	12,302.49	12,302.49	75.32	N/A	2.490	N/A	1
Schertz Bank & Trust - 5763 MM	MM5763	None	022 Water Impact Fees	73,575.46	50,152.50	50,152.50	345.08	N/A	2.490	N/A	1
Schertz Bank & Trust - 5763 MM	MM5763	None	031 Drainage Impact Fees	240,573.03	265,213.81	265,213.81	1,626.76	N/A	2.490	N/A	1
Schertz Bank & Trust - 5763 MM	MM5763	None	029 Traffic Impact Fees	726,073.80	705,983.55	705,983.55	4,363.46	N/A	2.490	N/A	1
Schertz Bank & Trust - 5763 MM	MM5763	None	024 Waste Water Impact Fees	647,293.38	594,436.57	594,436.57	3,624.31	N/A	2.490	N/A	1
Schertz Bank & Trust - 5763 MM	MM5763	None	030 Street Impact Fees	10,400.39	17,375.45	17,375.45	107.86	N/A	2.490	N/A	1
Schertz Bank & Trust - 5763 MM	MM5763	None	032 Park Land Fees	453,366.69	475,228.01	475,228.01	2,934.26	N/A	2.490	N/A	1
Schertz Bank & Trust - Payroll MM	MM5810	None	001 General Fund	2,002.33	2,097.63	2,097.63	95.30	N/A	2.490	N/A	1
Schertz Bank & Trust MM	MM5801	None	003 Debt Service Fund	596,480.54	1,206,089.07	1,206,089.07	4,837.48	N/A	2.490	N/A	1
Schertz Bank & Trust-5712 MM	MM5712	None	001 General Fund	1,892,708.39	536,851.64	536,851.64	8,704.69	N/A	2.490	N/A	1
Schertz Bank & Trust-5712 MM	MM5712	None	021 Cibolofest	11,040.62	19,977.30	19,977.30	146.68	N/A	2.490	N/A	1
Schertz Bank & Trust-5720 MM	MM5720	None	002 Water & Sewer Fund	1,153,657.78	1,096,664.74	1,096,664.74	8,644.49	N/A	2.490	N/A	1
Schertz Bank & Trust-5720 MM	MM5720	None	040 Drainage Utility District	368,862.57	314,114.31	314,114.31	2,222.34	N/A	2.490	N/A	1
Sub Total/Average 1. Schertz Bank and Trust				6,332,440.44	5,441,185.68	5,441,185.68	38,615.97	0.00	2.530		1
2. Government Pools											
Texas CLASS LGIP	CLASS0001	None	001 General Fund	1,149,095.55	1,156,418.84	1,156,418.84	7,323.29	N/A	2.500	N/A	1
Texas CLASS LGIP	CLASS0002	None	002 Water & Sewer Fund	523,530.01	526,866.52	526,866.52	3,336.51	N/A	2.500	N/A	1
Texas CLASS LGIP	CLASS0004	None	055 2012 Revenue Bonds	523,530.01	526,866.52	526,866.52	3,336.51	N/A	2.500	N/A	1
Texas CLASS LGIP	CLASS0005	None	060 2015 GO Bonds-Rd Improv	202,737.29	204,029.37	204,029.37	1,292.08	N/A	2.500	N/A	1
Texas CLASS LGIP	CLASS0006	None	057 2013 GO Bonds - Community Center	223,310.55	0.00	0.00	0.00	0.00		N/A	
Texas CLASS LGIP	CLASS0006	None	056 2013 GO Bonds - Town Creek	277,396.33	503,897.90	503,897.90	3,191.02	N/A	2.500	N/A	1
Texas CLASS-0003 LGIP	CLASS0003	None	053 2011 GO Bonds - Town Creek Reg Det	439,885.33	442,688.76	442,688.76	2,803.43	N/A	2.500	N/A	1
Texas CLASS-0007 LGIP	CLASS0007	None	031 Drainage Impact Fees	390,624.60	393,114.09	393,114.09	2,489.49	N/A	2.500	N/A	1
Texas CLASS-0007 LGIP	CLASS0007	None	029 Traffic Impact Fees	261,764.90	313,751.81	313,751.81	1,986.91	N/A	2.500	N/A	1
Texas CLASS-0007 LGIP	CLASS0007	None	024 Waste Water Impact Fees	212,109.24	213,461.03	213,461.03	1,351.79	N/A	2.500	N/A	1
Texas CLASS-0007 LGIP	CLASS0007	None	030 Street Impact Fees	78,754.22	28,937.47	28,937.47	183.25	N/A	2.500	N/A	1
Texas CLASS-0007 LGIP	CLASS0007	None	032 Park Land Fees	103,806.90	104,468.47	104,468.47	661.57	N/A	2.500	N/A	1
TexPool - 0002 LGIP	LGIP0002	None	022 Water Impact Fees	237,423.66	238,850.30	238,850.30	1,426.64	N/A	2.381	N/A	1
TexPool - 0002 LGIP	LGIP0002	None	031 Drainage Impact Fees	526,121.31	529,282.68	529,282.68	3,161.37	N/A	2.381	N/A	1
TexPool - 0002 LGIP	LGIP0002	None	029 Traffic Impact Fees	277,765.32	279,434.36	279,434.36	1,669.04	N/A	2.381	N/A	1
TexPool - 0002 LGIP	LGIP0002	None	024 Waste Water Impact Fees	482,882.01	485,783.56	485,783.56	2,901.55	N/A	2.381	N/A	1
TexPool - 0002 LGIP	LGIP0002	None	030 Street Impact Fees	18,745.04	18,857.68	18,857.68	112.64	N/A	2.381	N/A	1

Description	CUSIP/Ticker	Credit Rating	Portfolio Name	Beginning MV	Ending BV	Ending MV	Interest/Dividends	Ending Market Accrued Interest	Ending YTM @ Cost	Maturity Date	Days To Maturity
TexPool - 0002 LGIP	LGIP0002	None	032 Park Land Fees	37,266.18	37,490.11	37,490.11	223.93	N/A	2.381	N/A	1
TexPool - 0003 LGIP	LGIP0003	None	002 Water & Sewer Fund	435,625.04	438,321.64	438,321.64	2,696.60	N/A	2.381	N/A	1
TexPool - 0003 LGIP	LGIP0003	None	040 Drainage Utility District	110,163.14	110,845.07	110,845.07	681.93	N/A	2.381	N/A	1
TexPool - 0021 LGIP	LGIP0021	None	053 2011 GO Bonds - Town Creek Reg Det	756,407.52	760,952.70	760,952.70	4,545.18	N/A	2.381	N/A	1
TexPool - 0023 LGIP	LGIP0023	None	057 2013 GO Bonds - Community Center	255,959.24	66,028.96	66,028.96	811.55	N/A	2.381	N/A	1
TexPool - 0023 LGIP	LGIP0023	None	056 2013 GO Bonds - Town Creek	449,737.40	460,319.32	460,319.32	2,961.93	N/A	2.381	N/A	1
TexPool - 0024 LGIP	LGIP0024	None	059 2014 GO bonds - Road improvements	674,621.38	374,991.66	374,991.66	2,742.15	N/A	2.381	N/A	1
TexPool - 0025 LGIP	LGIP0025	None	062 2015 GO Bonds - Rd Improv FM1103	8,821.33	10,235.07	10,235.07	60.74	N/A	2.381	N/A	1
TexPool - 0025 LGIP	LGIP0025	None	060 2015 GO Bonds-Rd Improv	47,288.06	47,570.38	47,570.38	282.32	N/A	2.381	N/A	1
Texpool - 0028 LGIP	LGIP0028	None	065 GO Bonds - Fire ST #3	650,759.26	654,669.58	654,669.58	3,910.32	N/A	2.381	N/A	1
TexPool - Prime LGIP	LGIP0003P	None	002 Water & Sewer Fund	253,181.14	254,794.76	254,794.76	1,613.62	N/A	2.523	N/A	1
TexPool - Prime LGIP	LGIP0006P	None	001 General Fund	1,815,915.60	1,599,859.26	1,599,859.26	10,800.87	N/A	2.523	N/A	1
TexPool - Prime LGIP	LGIP0022P	None	055 2012 Revenue Bonds	541,574.01	545,025.62	545,025.62	3,451.61	N/A	2.523	N/A	1
TexPool - Prime LGIP	LGIP0026P	None	063 2016 GO Bonds-Borgfeld	30,732.76	30,928.66	30,928.66	195.90	N/A	2.523	N/A	1
TexPool LGIP	LGIP0004	None	006 Capital/IT Replacement Fund	97,224.36	87,710.38	87,710.38	561.49	N/A	2.381	N/A	1
TexPool LGIP	LGIP0006	None	001 General Fund	2,657,538.67	2,708,295.46	2,708,295.46	15,992.20	N/A	2.381	N/A	1
TexPool LGIP	LGIP0013	None	005 Economic Development Fund	331,111.09	302,817.84	302,817.84	2,057.32	N/A	2.381	N/A	1
TexPool LGIP	LGIP0013P	None	005 Economic Development Fund	129,059.56	129,882.11	129,882.11	822.55	N/A	2.523	N/A	1
TexPool LGIP	LGIP0014	None	039 Street - Drain Maintenance Tax	313,777.24	198,378.14	198,378.14	2,118.93	N/A	2.381	N/A	1
TexPool LGIP	LGIP0014P	None	039 Street - Drain Maintenance Tax	232,738.98	84,108.33	84,108.33	1,369.35	N/A	2.523	N/A	1
TexPool LGIP	LGIP0018	None	002ARevenue Bond Requirement	741,238.81	244,222.10	244,222.10	2,983.29	N/A	2.381	N/A	1
TexPool LGIP	LGIP0022	None	055 2012 Revenue Bonds	1,726,394.86	1,737,547.64	1,737,547.64	10,374.82	N/A	2.381	N/A	1
TexPool LGIP	LGIP0026	None	063 2016 GO Bonds-Borgfeld	33,767.30	32,611.29	32,611.29	196.99	N/A	2.381	N/A	1
TexPool LGIP	LGIP0027	None	064 2017 Certificates of Obligation	519,956.12	381,874.36	381,874.36	2,509.57	N/A	2.381	N/A	1
TexPool Prime 0002 LGIP	LGIP0002P	None	022 Water Impact Fees	199,864.44	204,709.84	204,709.84	1,250.40	N/A	2.523	N/A	1
TexPool Prime 0002 LGIP	LGIP0002P	None	031 Drainage Impact Fees	37,522.80	57,078.33	57,078.33	270.53	N/A	2.523	N/A	1
TexPool Prime 0002 LGIP	LGIP0002P	None	029 Traffic Impact Fees	14,258.81	34,926.79	34,926.79	128.20	N/A	2.523	N/A	1
TexPool Prime 0002 LGIP	LGIP0002P	None	032 Park Land Fees	58,656.22	62,967.93	62,967.93	372.51	N/A	2.523	N/A	1
TexPool Prime 0002 LGIP	LGIP0002P	None	024 Waste Water Impact Fees	296,518.52	332,494.77	332,494.77	1,910.31	N/A	2.523	N/A	1
TexPool Prime 0002 LGIP	LGIP0002P	None	030 Street Impact Fees	17,104.79	17,211.21	17,211.21	106.42	N/A	2.523	N/A	1
TexPool Prime 0021 LGIP	LGIP0021P	None	053 2011 GO Bonds - Town Creek Reg Det	416,344.08	418,997.56	418,997.56	2,653.48	N/A	2.523	N/A	1
TexPool Prime 0024 LGIP	LGIP0024P	None	059 2014 GO bonds - Road improvements	343,250.03	221,397.31	221,397.31	1,896.62	N/A	2.523	N/A	1
TexPool Prime 0025 LGIP	LGIP0025P	None	062 2015 GO Bonds - Rd Improv FM1103	70.70	71.15	71.15	0.45	N/A	2.523	N/A	1
TexPool Prime 0025 LGIP	LGIP0025P	None	060 2015 GO Bonds-Rd Improv	22,610.32	22,754.45	22,754.45	144.13	N/A	2.523	N/A	1
TexStar LGIP	LGIP1110	None	001 General Fund	5,983.39	6,019.32	6,019.32	35.93	N/A	2.379	N/A	1
Sub Total/Average 2. Government Pools				20,192,525.42	18,644,818.46	18,644,818.46	119,961.23	0.00	2.497		1
3. Money Market - Mutual Funds											
Wells Fargo Securities MM	MM4963	None	001 General Fund	873,495.87	878,168.72	878,168.72	4,672.85	N/A	2.230	N/A	1
Wells Fargo-3637 MM	MM3637	None	053 2011 GO Bonds - Town Creek Reg Det	151,254.85	153,546.45	153,546.45	871.27	N/A	2.230	N/A	1
Wells Fargo-4915 MM	MM4915	None	055 2012 Revenue Bonds	13,421.26	13,498.49	13,498.49	77.23	N/A	2.230	N/A	1
Wells Fargo-4917 MM	MM4917	None	057 2013 GO Bonds - Community Center	90.23	95.86	95.86	5.63	N/A	2.230	N/A	1
Wells Fargo-4917 MM	MM4917	None	056 2013 GO Bonds - Town Creek	748,392.19	47,215.36	47,215.36	4,290.19	N/A	2.230	N/A	1
Sub Total/Average 3. Money Market - Mutual Funds				1,786,654.40	1,092,524.88	1,092,524.88	9,917.17	0.00	2.270		1
4. Certificate of Deposit											
Schertz Bank & Trust2.72 6/6/2019	CD4644	None	003 Debt Service Fund	500,000.00	0.00	0.00	3,353.42	0.00		06/06/2019	
Schertz Bank & Trust3.03 9/4/2019	CD4643	None	062 2015 GO Bonds - Rd Improv FM1103	150,000.00	150,000.00	150,000.00	0.00	1,419.53	3.030	09/04/2019	66

Description	CUSIP/Ticker	Credit Rating	Portfolio Name	Beginning MV	Ending BV	Ending MV	Interest/ Dividends	Ending Market Accrued Interest	Ending YTM @ Cost	Maturity Date	Days To Maturity
Schertz Bank & Trust3.03 9/4/2019	CD4643	None	065 GO Bonds - Fire ST #3	1,000,000.00	1,000,000.00	1,000,000.00	0.00	9,463.56	3.030	09/04/2019	66
Schertz Bank & Trust3.07 7/6/2019	CD4612	None	053 2011 GO Bonds - Town Creek Reg Det	1,000,000.00	1,000,000.00	1,000,000.00	0.00	14,635.07	3.070	07/06/2019	6
Schertz Bank & Trust3.23 7/11/2019	CD4572	None	001 General Fund	1,000,000.00	1,000,000.00	1,000,000.00	0.00	31,326.58	3.230	07/11/2019	11
Schertz Bank & Trust3.39 9/6/2019	CD4585	None	001 General Fund	1,000,000.00	1,000,000.00	1,000,000.00	0.00	27,584.38	3.390	09/06/2019	68
Schertz Bank & Trust3.39 9/6/2019	CD4586	None	065 GO Bonds - Fire ST #3	1,000,000.00	1,000,000.00	1,000,000.00	0.00	27,584.38	3.390	09/06/2019	68
Schertz Bank & Trust3.39 9/6/2019	CD4587	None	031 Drainage Impact Fees	500,000.00	500,000.00	500,000.00	0.00	13,792.19	3.390	09/06/2019	68
Schertz Bank & Trust3.39 9/6/2019	CD4587	None	039 Street - Drain Maintenance Tax	250,000.00	250,000.00	250,000.00	0.00	6,896.10	3.390	09/06/2019	68
Schertz Bank & Trust3.5 3/7/2020	CD4645	None	001 General Fund	1,000,000.00	1,000,000.00	1,000,000.00	0.00	10,931.51	3.500	03/07/2020	251
Schertz Bank & Trust3.68 12/31/2019	CD4611	None	001 General Fund	1,000,000.00	1,000,000.00	1,000,000.00	0.00	18,248.77	3.680	12/31/2019	184
Schertz Bank & Trust 2.92 2/14/2020	CD4684	None	002 Water & Sewer Fund	0.00	400,000.00	400,000.00	0.00	1,312.00	2.920	02/14/2020	229
Schertz Bank & Trust 2.92 2/14/2020	CD4684	None	040 Drainage Utility District	0.00	100,000.00	100,000.00	0.00	328.00	2.920	02/14/2020	229
Schertz Bank & Trust 3.39 11/20/2020	CD4685	None	056 2013 GO Bonds - Town Creek	0.00	500,000.00	500,000.00	0.00	1,903.97	3.390	11/20/2020	509
Schertz Bank & Trust 3.39 11/20/2020	CD4686	None	001 General Fund	0.00	500,000.00	500,000.00	0.00	1,903.97	3.390	11/20/2020	509
Schertz Bank & Trust 3.39 11/20/2020	CD4687	None	002ARevenue Bond Requirement	0.00	500,000.00	500,000.00	0.00	1,903.97	3.390	11/20/2020	509
Sub Total/Average 4. Certificate of Deposit				8,400,000.00	9,900,000.00	9,900,000.00	3,353.42	169,233.98	3.291		175
5. Certificate of Deposit - Brokered											
Academy Blvd Bank 2.35 9/12/2019	004000AS4	None	056 2013 GO Bonds - Town Creek	239,918.64	240,000.00	240,027.36	0.00	4,496.55	2.350	09/12/2019	74
AFFINITY FEDERAL CU 2.7 2/7/2020	00832KAS8	None	056 2013 GO Bonds - Town Creek	240,462.24	240,000.00	240,755.28	0.00	2,556.00	2.700	02/07/2020	222
BANK OF HOPE 2.3 8/22/2019	062683CN5	None	053 2011 GO Bonds - Town Creek Reg Det	244,920.62	245,000.00	245,002.20	1,420.33	123.51	2.300	08/22/2019	53
FIRST BANK OF GREENWICH 2.55 8/17/2020	31926GAT7	None	056 2013 GO Bonds - Town Creek	240,256.80	240,000.00	240,993.60	0.00	2,263.56	2.550	08/17/2020	414
JP MORGAN CHASE BANK NA 2.5 2/15/2020	48128HFS2	None	056 2013 GO Bonds - Town Creek	240,068.88	240,000.00	240,052.56	0.00	2,219.18	2.500	02/15/2020	230
Morgan Stanley Bank 2.4 9/6/2019	61747M5N7	None	056 2013 GO Bonds - Town Creek	239,976.48	240,000.00	240,039.36	0.00	4,686.90	2.400	09/06/2019	68
SOUTHWEST NATIONAL BANK WICHITA 2 8/2/2019	845182BE3	None	056 2013 GO Bonds - Town Creek	244,684.44	245,000.00	244,936.06	1,235.06	375.89	2.000	08/02/2019	33
TCT FEDERAL CU 2.45 8/28/2019	87235DAJ4	None	056 2013 GO Bonds - Town Creek	245,065.17	245,000.00	245,064.44	1,512.96	32.89	2.450	08/28/2019	59
UNITED BANKERS BANK BLOOMINGTON1.9 6/17/2019	909557HA1	None	055 2012 Revenue Bonds	244,761.62	0.00	0.00	1,186.07	0.00		06/17/2019	
US BANK NATL ASSOC 2.45 11/13/2019	90333VH60	None	053 2011 GO Bonds - Town Creek Reg Det	244,951.98	245,000.00	245,206.78	0.00	2,252.99	2.450	11/13/2019	136
Sub Total/Average 5. Certificate of Deposit - Brokered				2,425,066.87	2,180,000.00	2,182,077.64	5,354.42	19,007.47	2.359		218
6. US Government Agencies											
FHLB 1.05 4/29/2019	313382TN3	S&P-AA+	064 2017 Certificates of Obligation	499,437.00	0.00	0.00	2,625.00	0.00		04/29/2019	29
Sub Total/Average 6. US Government Agencies				499,437.00	0.00	0.00	2,625.00	0.00	1.990		29
7. Municipal Bonds											
Austin Texas2.384 9/1/2020	0523966M5	Moody's-Aa	031 Drainage Impact Fees	384,457.15	383,824.79	386,466.85	0.00	3,033.97	2.650	09/01/2020	429
Lindale ISD 5.2 2/15/2020	535137RA3	S&P-AAA	056 2013 GO Bonds - Town Creek	0.00	203,318.34	203,546.00	0.00	3,900.00	2.500	02/15/2020	230
PORT HOUSTON TX5 10/1/2019	7342603Y6	S&P-AAA	056 2013 GO Bonds - Town Creek	253,125.00	251,776.74	251,745.00	6,250.00	3,090.28	2.151	10/01/2019	93
SAN ANTONIO TX ISD 4.183 8/15/2019	796269TT5	None	056 2013 GO Bonds - Town Creek	251,477.50	250,675.86	250,632.50	0.00	3,921.56	2.000	08/15/2019	46
Texas St Public Finance2 2/1/2020	882669AM6	S&P-AA	053 2011 GO Bonds - Town Creek Reg Det	198,868.00	199,363.64	199,822.00	0.00	1,655.56	2.550	02/01/2020	216
University of N Texas 1.966 4/15/2020	914729SG4	Moody's-Aa	001 General Fund	0.00	248,862.83	249,887.50	0.00	1,023.96	2.550	04/15/2020	290
Sub Total/Average 7. Municipal Bonds				1,087,927.65	1,537,822.20	1,542,099.85	6,250.00	16,625.33	2.362		315
8. Cash on Hand - Petty Cash											
City of Cibolo Cash	CASH	None	001 General Fund	1,150.00	1,150.00	1,150.00	0.00	N/A	0.000	N/A	1
Utility Fund Cash	CASH02	None	002 Water & Sewer Fund	750.00	750.00	750.00	0.00	N/A	0.000	N/A	1
Sub Total/Average 8. Cash on Hand - Petty Cash				1,900.00	1,900.00	1,900.00	0.00	0.00	0.000		1
Total / Average				40,725,951.78	38,798,251.22	38,804,606.51	186,077.21	204,866.78	2.638		58