



# CITY OF CIBOLO, TEXAS

## QUARTERLY INVESTMENT REPORT

Quarter Ending: March 31, 2019

Portfolio / Report Group: All P	Prior	Current						
	Market Value	Market Value	Book Value	Accrued Interest	Interest Received	% of Portfolio	YTM @ Cost	WAM
General Fund	11,213,102	12,408,930	12,408,930	53,686	95,827	30.5%	2.80	71
Debt Service Fund	3,087,625	1,096,481	1,096,481	857	13,419	2.7%	2.62	31
Economic Development Fund	492,697	460,171	460,171	-	2,854	1.1%	2.47	1
Water Fund	4,115,204	3,587,008	3,587,008	-	35,346	8.8%	2.51	1
Special Fund	7,233,061	7,337,075	7,336,193	15,114	62,089	18.0%	2.61	44
Capital Fund	17,856,286	15,836,287	15,837,568	49,061	143,393	38.9%	2.56	71
<b>Total</b>	<b>43,997,975</b>	<b>40,725,952</b>	<b>40,726,351</b>	<b>118,718</b>	<b>352,927</b>	<b>100.0%</b>	<b>2.638</b>	<b>58</b>

Benchmark rate: six month treasury 2.42 182  
 one year treasury 2.44 365

This report is in compliance with the approved investment policies and strategies.

\_\_\_\_\_  
 City Manager, Investment Officer Date

\_\_\_\_\_  
 Director of Finance, Investment Officer Date

Reporting Period: 01/01/2019-03/31/2019

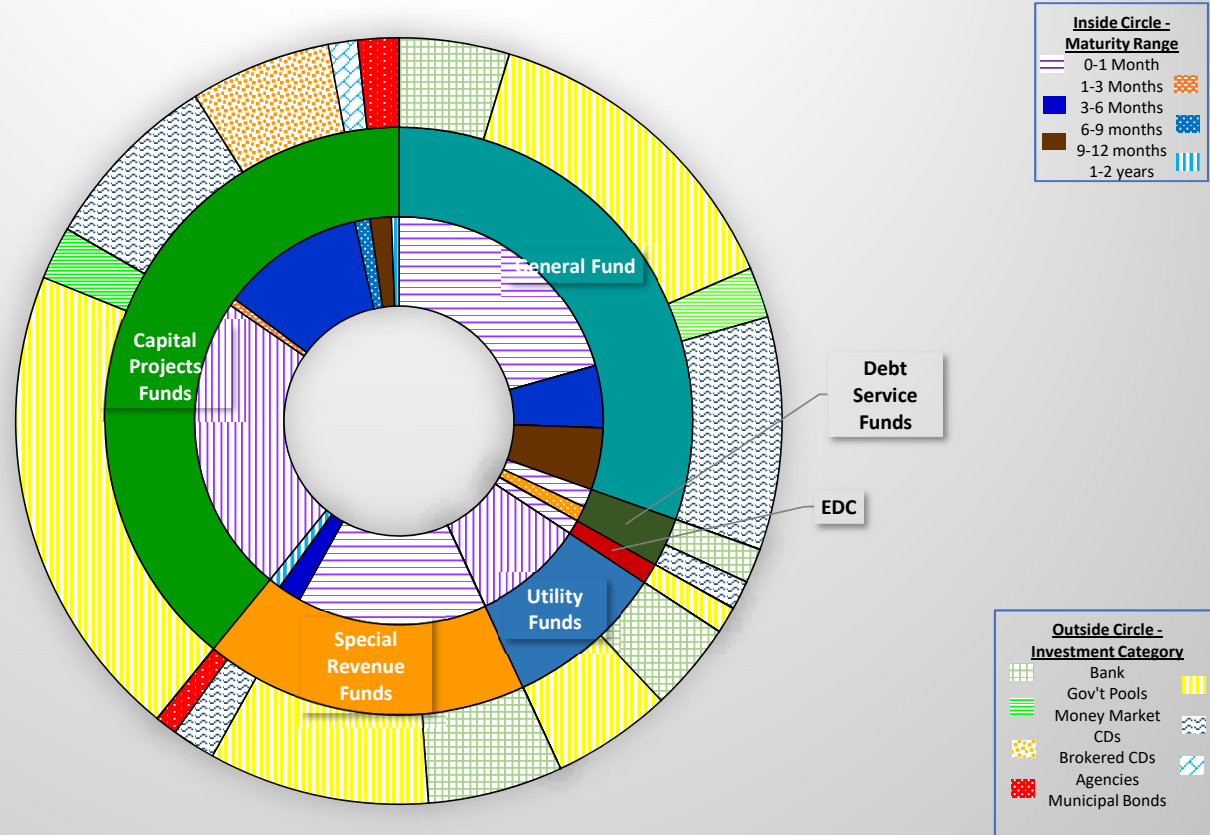


# CITY OF CIBOLO, TEXAS

## QUARTERLY INVESTMENT REPORT

Quarter Ending: March 31, 2019

### Combined Portfolio



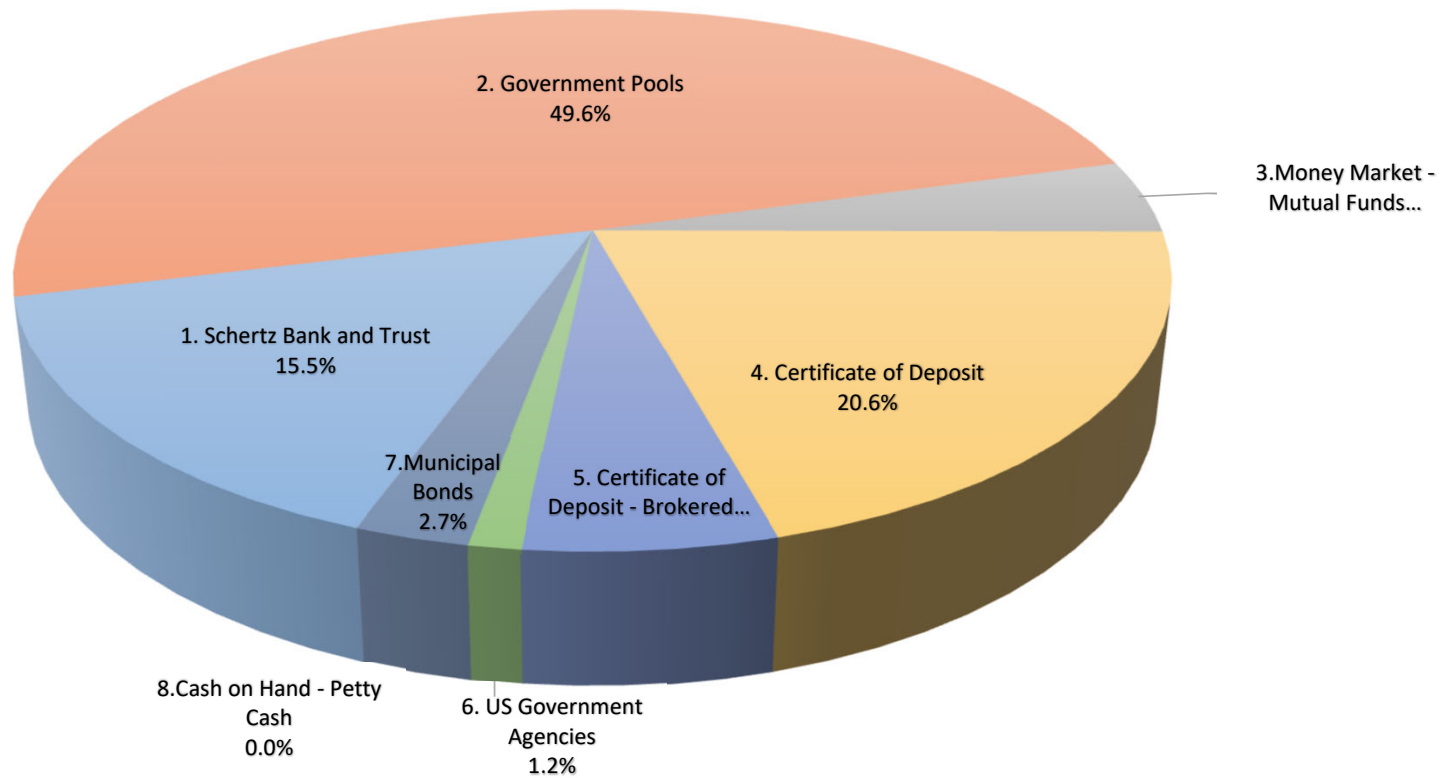


# CITY OF CIBOLO, TEXAS

## QUARTERLY INVESTMENT REPORT

Quarter Ending: March 31, 2019

Portfolio holdings distribution by asset category



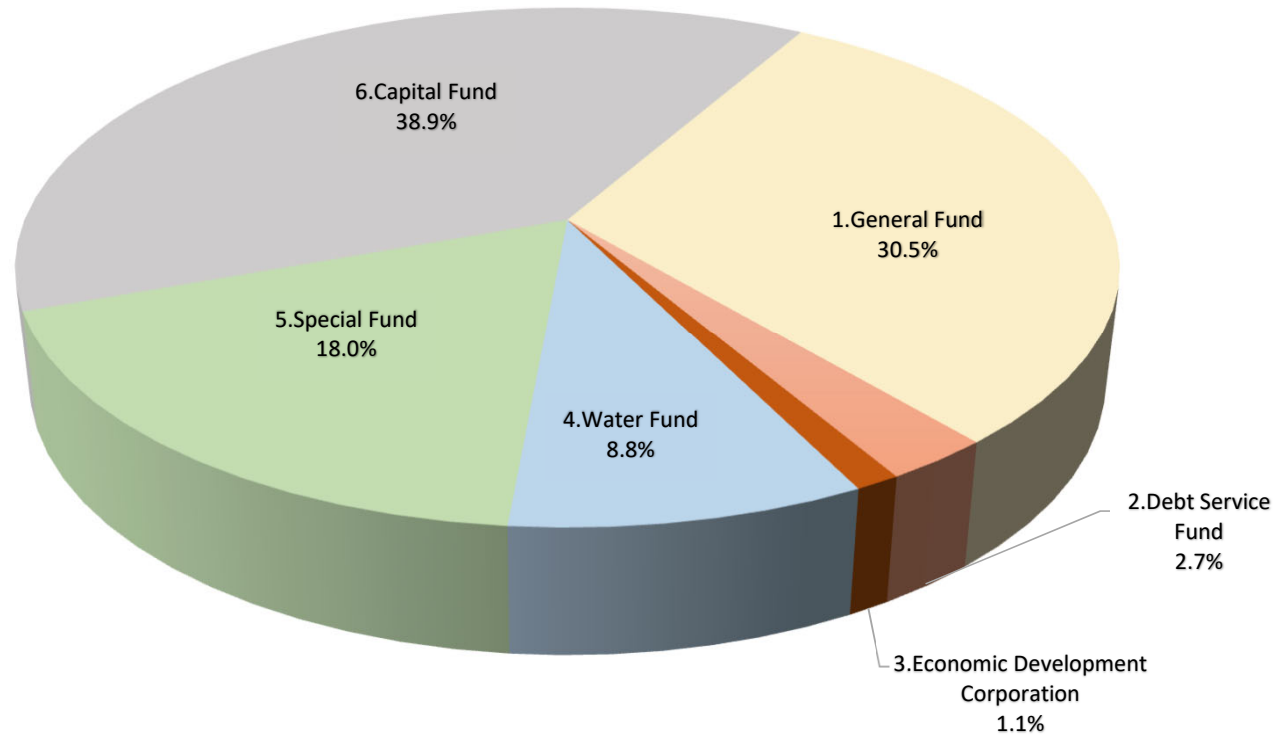


# CITY OF CIBOLO, TEXAS

## QUARTERLY INVESTMENT REPORT

Quarter Ending: March 31, 2019

Portfolio Holdings Distribution by Asset Class



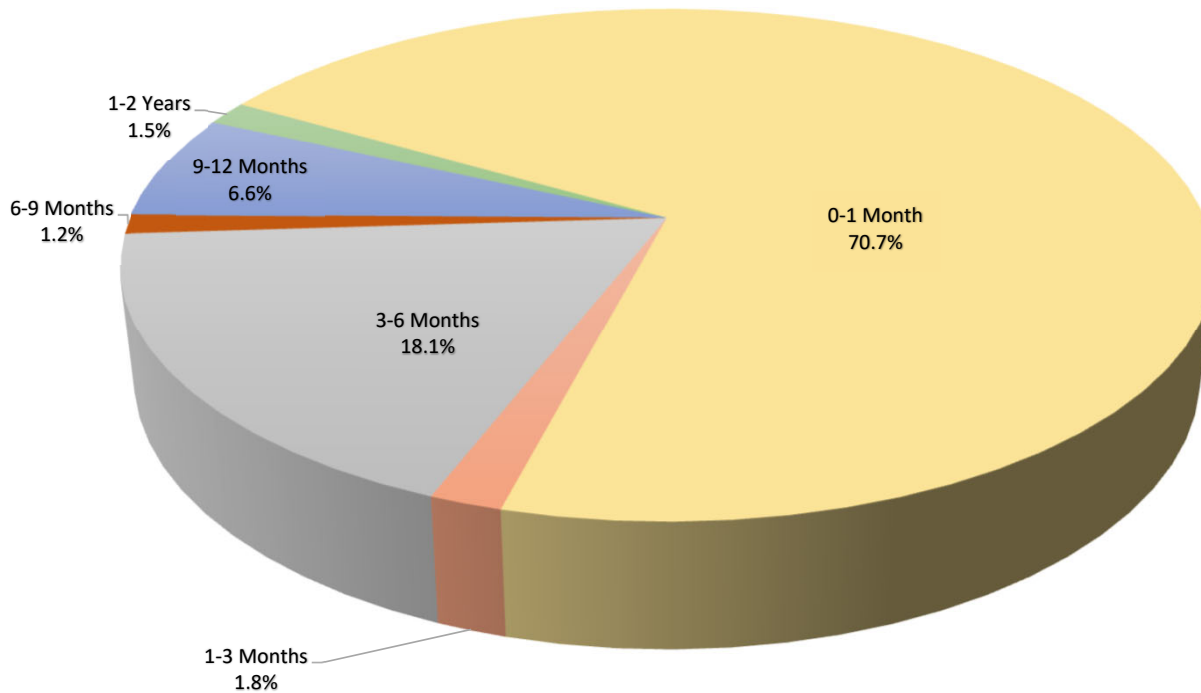


# CITY OF CIBOLO, TEXAS

## QUARTERLY INVESTMENT REPORT

Quarter Ending: March 31, 2019

Portfolio Holdings Distribution by Maturity Range



City of Cibolo  
Date To Date  
QUARTERLY Investment Report  
Report Format: By Transaction  
Group By: Asset Category  
Portfolio / Report Group: All Portfolios  
Begin Date: 12/31/2018, End Date: 3/31/2019

Description	CUSIP/Ticker	Credit Rating	Portfolio Name	Beginning MV	Ending BV	Ending MV	Interest/ Dividends	Ending Market Accrued Interest	Ending YTM @ Cost	Maturity Date	Days To Maturity
<b>1. Schertz Bank and Trust</b>											
Schertz Bank & Trust - 5046 MM	MM5046	None	037 Police Special Fund	-9,234.16	9,986.81	9,986.81	56.97	N/A	2.530	N/A	1
Schertz Bank & Trust - 5046 MM	MM5046	None	033 Court Technology Fees	7,509.90	7,828.85	7,828.85	44.65	N/A	2.530	N/A	1
Schertz Bank & Trust - 5046 MM	MM5046	None	038 Child Safety Program	96,116.67	102,368.39	102,368.39	569.59	N/A	2.530	N/A	1
Schertz Bank & Trust - 5046 MM	MM5046	None	036 Police Education Funds	9,604.92	9,660.03	9,660.03	55.11	N/A	2.530	N/A	1
Schertz Bank & Trust - 5046 MM	MM5046	None	035B Police - Forfeiture Account	2,656.41	2,671.64	2,671.64	15.23	N/A	2.530	N/A	1
Schertz Bank & Trust - 5046 MM	MM5046	None	034 Court Security Fees	23,821.48	23,862.26	23,862.26	136.12	N/A	2.530	N/A	1
Schertz Bank & Trust - 5046 MM	MM5046	None	035A Police - Federal Forfeiture	27.33	27.48	27.48	0.15	N/A	2.530	N/A	1
Schertz Bank & Trust - 5763 MM	MM5763	None	030 Street Impact Fees	14,325.03	10,400.39	10,400.39	50.58	N/A	2.530	N/A	1
Schertz Bank & Trust - 5763 MM	MM5763	None	032 Park Land Fees	78,341.04	453,366.69	453,366.69	1,124.86	N/A	2.530	N/A	1
Schertz Bank & Trust - 5763 MM	MM5763	None	024 Waste Water Impact Fees	148,217.25	647,293.38	647,293.38	1,733.71	N/A	2.530	N/A	1
Schertz Bank & Trust - 5763 MM	MM5763	None	022 Water Impact Fees	78,251.71	73,575.46	73,575.46	419.05	N/A	2.530	N/A	1
Schertz Bank & Trust - 5763 MM	MM5763	None	031 Drainage Impact Fees	111,730.74	240,573.03	240,573.03	655.82	N/A	2.530	N/A	1
Schertz Bank & Trust - 5763 MM	MM5763	None	029 Traffic Impact Fees	77,000.31	726,073.80	726,073.80	1,516.93	N/A	2.530	N/A	1
Schertz Bank & Trust - Payroll MM	MM5810	None	001 General Fund	194.18	2,002.33	2,002.33	97.21	N/A	2.530	N/A	1
Schertz Bank & Trust MM	MM5801	None	003 Debt Service Fund	837,625.33	596,480.54	596,480.54	5,561.42	N/A	2.530	N/A	1
Schertz Bank & Trust-5712 MM	MM5712	None	001 General Fund	1,763,168.08	1,892,708.39	1,892,708.39	14,339.59	N/A	2.530	N/A	1
Schertz Bank & Trust-5712 MM	MM5712	None	021 Cibolofest	10,766.21	11,040.62	11,040.62	94.41	N/A	2.530	N/A	1
Schertz Bank & Trust-5720 MM	MM5720	None	040 Drainage Utility District	156,585.86	368,862.57	368,862.57	2,325.00	N/A	2.530	N/A	1
Schertz Bank & Trust-5720 MM	MM5720	None	002 Water & Sewer Fund	755,769.85	1,153,657.78	1,153,657.78	4,788.37	N/A	2.530	N/A	1
<b>Sub Total/Average 1. Schertz Bank and Trust</b>				<b>4,162,478.14</b>	<b>6,332,440.44</b>	<b>6,332,440.44</b>	<b>33,584.77</b>	<b>0.00</b>	<b>2.530</b>		<b>1</b>
<b>2. Government Pools</b>											
Texas CLASS LGIP	CLASS0001	None	001 General Fund	730,844.34	1,149,095.55	1,149,095.55	4,593.52	N/A	2.610	N/A	1
Texas CLASS LGIP	CLASS0002	None	002 Water & Sewer Fund	520,155.49	523,530.01	523,530.01	3,374.52	N/A	2.610	N/A	1
Texas CLASS LGIP	CLASS0004	None	055 2012 Revenue Bonds	520,155.49	523,530.01	523,530.01	3,374.52	N/A	2.610	N/A	1
Texas CLASS LGIP	CLASS0005	None	060 2015 GO Bonds-Rd Improv	201,430.49	202,737.29	202,737.29	1,306.80	N/A	2.610	N/A	1
Texas CLASS LGIP	CLASS0006	None	057 2013 GO Bonds - Community Center	806,764.95	223,310.55	223,310.55	2,090.71	N/A	2.610	N/A	1
Texas CLASS LGIP	CLASS0006	None	056 2013 GO Bonds - Town Creek	101,559.01	277,396.33	277,396.33	1,316.52	N/A	2.610	N/A	1
Texas CLASS-0003 LGIP	CLASS0003	None	053 2011 GO Bonds - Town Creek Reg Det	437,049.98	439,885.33	439,885.33	2,835.35	N/A	2.610	N/A	1
Texas CLASS-0007 LGIP	CLASS0007	None	031 Drainage Impact Fees	388,106.75	390,624.60	390,624.60	2,517.85	N/A	2.610	N/A	1
Texas CLASS-0007 LGIP	CLASS0007	None	029 Traffic Impact Fees	260,077.65	261,764.90	261,764.90	1,687.25	N/A	2.610	N/A	1
Texas CLASS-0007 LGIP	CLASS0007	None	024 Waste Water Impact Fees	210,742.05	212,109.24	212,109.24	1,367.19	N/A	2.610	N/A	1
Texas CLASS-0007 LGIP	CLASS0007	None	030 Street Impact Fees	78,246.59	78,754.22	78,754.22	507.63	N/A	2.610	N/A	1
Texas CLASS-0007 LGIP	CLASS0007	None	032 Park Land Fees	103,137.79	103,806.90	103,806.90	669.11	N/A	2.610	N/A	1
TexPool - 0002 LGIP	LGIP0002	None	030 Street Impact Fees	18,634.50	18,745.04	18,745.04	110.54	N/A	2.416	N/A	1
TexPool - 0002 LGIP	LGIP0002	None	031 Drainage Impact Fees	523,018.69	526,121.31	526,121.31	3,102.62	N/A	2.416	N/A	1
TexPool - 0002 LGIP	LGIP0002	None	032 Park Land Fees	36,995.80	37,266.18	37,266.18	270.38	N/A	2.416	N/A	1
TexPool - 0002 LGIP	LGIP0002	None	022 Water Impact Fees	236,074.18	237,423.66	237,423.66	1,349.48	N/A	2.416	N/A	1
TexPool - 0002 LGIP	LGIP0002	None	024 Waste Water Impact Fees	480,034.39	482,882.01	482,882.01	2,847.62	N/A	2.416	N/A	1

Description	CUSIP/Ticker	Credit Rating	Portfolio Name	Beginning MV	Ending BV	Ending MV	Interest/ Dividends	Ending Market Accrued Interest	Ending YTM @ Cost	Maturity Date	Days To Maturity
TexPool - 0002 LGIP	LGIP0002	None	029 Traffic Impact Fees	276,127.30	277,765.32	277,765.32	1,638.02	N/A	2.416	N/A	1
TexPool - 0003 LGIP	LGIP0003	None	002 Water & Sewer Fund	433,904.95	435,625.04	435,625.04	2,570.09	N/A	2.416	N/A	1
TexPool - 0003 LGIP	LGIP0003	None	040 Drainage Utility District	109,603.19	110,163.14	110,163.14	649.95	N/A	2.416	N/A	1
TexPool - 0021 LGIP	LGIP0021	None	053 2011 GO Bonds - Town Creek Reg Det	739,194.35	756,407.52	756,407.52	4,440.57	N/A	2.416	N/A	1
TexPool - 0023 LGIP	LGIP0023	None	056 2013 GO Bonds - Town Creek	651,696.16	1,054,612.94	1,054,612.94	3,938.12	N/A	2.416	N/A	1
TexPool - 0023 LGIP	LGIP0023	None	057 2013 GO Bonds - Community Center	26,721.82	-348,916.30	-348,916.30	103.44	N/A	2.416	N/A	1
TexPool - 0024 LGIP	LGIP0024	None	059 2014 GO bonds - Road improvements	759,170.32	674,621.38	674,621.38	4,227.91	N/A	2.416	N/A	1
TexPool - 0025 LGIP	LGIP0025	None	060 2015 GO Bonds-Rd Improv	49,432.59	47,288.06	47,288.06	289.04	N/A	2.416	N/A	1
TexPool - 0025 LGIP	LGIP0025	None	062 2015 GO Bonds - Rd Improv FM1103	8,769.17	8,821.33	8,821.33	52.16	N/A	2.416	N/A	1
Texpool - 0028 LGIP	LGIP0028	None	065 GO Bonds - Fire ST #3	633,369.43	650,759.26	650,759.26	3,778.87	N/A	2.416	N/A	1
TexPool - Prime LGIP	LGIP0003P	None	002 Water & Sewer Fund	251,567.07	253,181.14	253,181.14	1,614.07	N/A	2.591	N/A	1
TexPool - Prime LGIP	LGIP0006P	None	001 General Fund	1,106,105.91	1,815,915.60	1,815,915.60	10,427.02	N/A	2.591	N/A	1
TexPool - Prime LGIP	LGIP0022P	None	055 2012 Revenue Bonds	538,121.21	541,574.01	541,574.01	3,452.80	N/A	2.591	N/A	1
TexPool - Prime LGIP	LGIP0026P	None	063 2016 GO Bonds-Borgfeld	134,642.68	30,732.76	30,732.76	413.57	N/A	2.591	N/A	1
TexPool LGIP	LGIP0004	None	006 Capital/IT Replacement Fund	89,700.66	97,224.36	97,224.36	539.62	N/A	2.416	N/A	1
TexPool LGIP	LGIP0006	None	001 General Fund	2,229,645.24	2,657,538.67	2,657,538.67	16,338.12	N/A	2.416	N/A	1
TexPool LGIP	LGIP0013	None	005 Economic Development Fund	364,459.87	331,111.09	331,111.09	2,031.22	N/A	2.416	N/A	1
TexPool LGIP	LGIP0013P	None	005 Economic Development Fund	128,236.70	129,059.56	129,059.56	822.86	N/A	2.591	N/A	1
TexPool LGIP	LGIP0014	None	039 Street - Drain Maintenance Tax	292,593.29	313,777.24	313,777.24	1,829.61	N/A	2.416	N/A	1
TexPool LGIP	LGIP0014P	None	039 Street - Drain Maintenance Tax	231,255.13	232,738.98	232,738.98	1,483.85	N/A	2.591	N/A	1
TexPool LGIP	LGIP0018	None	002ARevenue Bond Requirement	736,867.64	741,238.81	741,238.81	4,371.17	N/A	2.416	N/A	1
TexPool LGIP	LGIP0022	None	055 2012 Revenue Bonds	1,079,846.66	1,726,394.86	1,726,394.86	7,085.38	N/A	2.416	N/A	1
TexPool LGIP	LGIP0026	None	063 2016 GO Bonds-Borgfeld	83,616.58	33,767.30	33,767.30	317.72	N/A	2.416	N/A	1
TexPool LGIP	LGIP0027	None	064 2017 Certificates of Obligation	516,889.93	519,956.12	519,956.12	3,066.19	N/A	2.416	N/A	1
TexPool Prime 0002 LGIP	LGIP0002P	None	030 Street Impact Fees	16,995.74	17,104.79	17,104.79	109.05	N/A	2.591	N/A	1
TexPool Prime 0002 LGIP	LGIP0002P	None	032 Park Land Fees	58,227.03	58,656.22	58,656.22	429.19	N/A	2.591	N/A	1
TexPool Prime 0002 LGIP	LGIP0002P	None	022 Water Impact Fees	198,645.41	199,864.44	199,864.44	1,219.03	N/A	2.591	N/A	1
TexPool Prime 0002 LGIP	LGIP0002P	None	029 Traffic Impact Fees	14,167.89	14,258.81	14,258.81	90.92	N/A	2.591	N/A	1
TexPool Prime 0002 LGIP	LGIP0002P	None	031 Drainage Impact Fees	37,283.57	37,522.80	37,522.80	239.23	N/A	2.591	N/A	1
TexPool Prime 0002 LGIP	LGIP0002P	None	024 Waste Water Impact Fees	294,628.06	296,518.52	296,518.52	1,890.46	N/A	2.591	N/A	1
TexPool Prime 0021 LGIP	LGIP0021P	None	053 2011 GO Bonds - Town Creek Reg Det	612,139.03	416,344.08	416,344.08	3,587.72	N/A	2.591	N/A	1
TexPool Prime 0024 LGIP	LGIP0024P	None	059 2014 GO bonds - Road improvements	341,061.60	343,250.03	343,250.03	2,188.43	N/A	2.591	N/A	1
TexPool Prime 0025 LGIP	LGIP0025P	None	060 2015 GO Bonds-Rd Improv	22,466.18	22,610.32	22,610.32	144.14	N/A	2.591	N/A	1
TexPool Prime 0025 LGIP	LGIP0025P	None	062 2015 GO Bonds - Rd Improv FM1103	70.24	70.70	70.70	0.46	N/A	2.591	N/A	1
TexStar LGIP	LGIP1110	None	001 General Fund	5,948.11	5,983.39	5,983.39	35.28	N/A	2.411	N/A	1
<b>Sub Total/Average 2. Government Pools</b>				<b>18,726,198.85</b>	<b>20,192,525.42</b>	<b>20,192,525.42</b>	<b>118,736.89</b>	<b>0.00</b>	<b>2.497</b>		<b>1</b>
<b>3. Money Market - Mutual Funds</b>											
Wells Fargo Securities MM	MM4963	None	001 General Fund	130,786.27	873,495.87	873,495.87	480.76	N/A	2.270	N/A	1
Wells Fargo-3637 MM	MM3637	None	053 2011 GO Bonds - Town Creek Reg Det	638,824.91	151,254.85	151,254.85	1,997.67	N/A	2.270	N/A	1
Wells Fargo-4915 MM	MM4915	None	055 2012 Revenue Bonds	13,372.10	13,421.26	13,421.26	49.16	N/A	2.270	N/A	1
Wells Fargo-4917 MM	MM4917	None	057 2013 GO Bonds - Community Center	259,001.73	90.23	90.23	1,252.81	N/A	2.270	N/A	1
Wells Fargo-4917 MM	MM4917	None	056 2013 GO Bonds - Town Creek	843,993.07	748,392.19	748,392.19	2,834.13	N/A	2.270	N/A	1
<b>Sub Total/Average 3. Money Market - Mutual Funds</b>				<b>1,885,978.08</b>	<b>1,786,654.40</b>	<b>1,786,654.40</b>	<b>6,614.53</b>	<b>0.00</b>	<b>2.270</b>		<b>1</b>
<b>4. Certificate of Deposit</b>											
Schertz Bank & Trust2.59 1/7/2019	CD4571	None	053 2011 GO Bonds - Town Creek Reg Det	1,000,000.00	0.00	0.00	12,772.60	0.00		01/07/2019	
Schertz Bank & Trust2.71 1/30/2019	CD4610	None	003 Debt Service Fund	2,000,000.00	0.00	0.00	4,454.79	0.00		01/30/2019	
Schertz Bank & Trust2.72 6/6/2019	CD4644	None	003 Debt Service Fund	0.00	500,000.00	500,000.00	0.00	856.99	2.720	06/06/2019	67

Description	CUSIP/Ticker	Credit Rating	Portfolio Name	Beginning MV	Ending BV	Ending MV	Interest/ Dividends	Ending Market Accrued Interest	Ending YTM @ Cost	Maturity Date	Days To Maturity
Schertz Bank & Trust2.73 1/3/2019	CD4512	None	001 General Fund	1,000,000.00	0.00	0.00	27,300.00	0.00		01/03/2019	
Schertz Bank & Trust2.76 3/5/2019	CD4588	None	002 Water & Sewer Fund	1,000,000.00	0.00	0.00	13,610.96	0.00		03/05/2019	
Schertz Bank & Trust2.76 3/5/2019	CD4588	None	040 Drainage Utility District	150,000.00	0.00	0.00	2,041.64	0.00		03/05/2019	
Schertz Bank & Trust2.76 3/5/2019	CD4589	None	003 Debt Service Fund	250,000.00	0.00	0.00	3,402.74	0.00		03/05/2019	
Schertz Bank & Trust2.76 3/5/2019	CD4590	None	032 Park Land Fees	300,000.00	0.00	0.00	4,083.29	0.00		03/05/2019	
Schertz Bank & Trust2.76 3/5/2019	CD4590	None	029 Traffic Impact Fees	350,000.00	0.00	0.00	4,763.84	0.00		03/05/2019	
Schertz Bank & Trust2.76 3/5/2019	CD4590	None	022 Water Impact Fees	150,000.00	0.00	0.00	2,041.64	0.00		03/05/2019	
Schertz Bank & Trust2.76 3/5/2019	CD4590	None	039 Street - Drain Maintenance Tax	250,000.00	0.00	0.00	3,402.74	0.00		03/05/2019	
Schertz Bank & Trust2.76 3/5/2019	CD4590	None	031 Drainage Impact Fees	450,000.00	0.00	0.00	6,124.93	0.00		03/05/2019	
Schertz Bank & Trust2.76 3/5/2019	CD4590	None	024 Waste Water Impact Fees	500,000.00	0.00	0.00	6,805.48	0.00		03/05/2019	
Schertz Bank & Trust2.76 3/5/2019	CD4591	None	059 2014 GO bonds - Road improvements	500,000.00	0.00	0.00	6,805.48	0.00		03/05/2019	
Schertz Bank & Trust2.76 3/5/2019	CD4591	None	065 GO Bonds - Fire ST #3	1,000,000.00	0.00	0.00	13,610.96	0.00		03/05/2019	
Schertz Bank & Trust2.97 3/13/2019	CD4533	None	056 2013 GO Bonds - Town Creek	625,000.00	0.00	0.00	18,562.50	0.00		03/13/2019	
Schertz Bank & Trust2.97 3/13/2019	CD4533	None	055 2012 Revenue Bonds	375,000.00	0.00	0.00	11,137.50	0.00		03/13/2019	
Schertz Bank & Trust2.97 3/19/2019	CD4534	None	001 General Fund	500,000.00	0.00	0.00	14,891.89	0.00		03/19/2019	
Schertz Bank & Trust3.03 9/4/2019	CD4643	None	062 2015 GO Bonds - Rd Improv FM1103	0.00	150,000.00	150,000.00	0.00	286.40	3.030	09/04/2019	157
Schertz Bank & Trust3.03 9/4/2019	CD4643	None	065 GO Bonds - Fire ST #3	0.00	1,000,000.00	1,000,000.00	0.00	1,909.32	3.030	09/04/2019	157
Schertz Bank & Trust3.07 7/6/2019	CD4612	None	053 2011 GO Bonds - Town Creek Reg Det	0.00	1,000,000.00	1,000,000.00	0.00	6,981.10	3.070	07/06/2019	97
Schertz Bank & Trust3.23 7/11/2019	CD4572	None	001 General Fund	1,000,000.00	1,000,000.00	1,000,000.00	0.00	23,273.70	3.230	07/11/2019	102
Schertz Bank & Trust3.39 9/6/2019	CD4585	None	001 General Fund	1,000,000.00	1,000,000.00	1,000,000.00	0.00	19,132.60	3.390	09/06/2019	159
Schertz Bank & Trust3.39 9/6/2019	CD4586	None	065 GO Bonds - Fire ST #3	1,000,000.00	1,000,000.00	1,000,000.00	0.00	19,132.60	3.390	09/06/2019	159
Schertz Bank & Trust3.39 9/6/2019	CD4587	None	039 Street - Drain Maintenance Tax	250,000.00	250,000.00	250,000.00	0.00	4,783.15	3.390	09/06/2019	159
Schertz Bank & Trust3.39 9/6/2019	CD4587	None	031 Drainage Impact Fees	500,000.00	500,000.00	500,000.00	0.00	9,566.30	3.390	09/06/2019	159
Schertz Bank & Trust3.5 3/7/2020	CD4645	None	001 General Fund	0.00	1,000,000.00	1,000,000.00	0.00	2,205.48	3.500	03/07/2020	342
Schertz Bank & Trust3.68 12/31/2019	CD4611	None	001 General Fund	1,000,000.00	1,000,000.00	1,000,000.00	0.00	9,073.97	3.680	12/31/2019	275
<b>Sub Total/Average 4. Certificate of Deposit</b>				<b>15,150,000.00</b>	<b>8,400,000.00</b>	<b>8,400,000.00</b>	<b>155,812.98</b>	<b>97,201.61</b>	<b>3.291</b>		<b>175</b>
<b>5. Certificate of Deposit - Brokered</b>											
Academy Blvd Bank 2.35 9/12/2019	004000AS4	None	056 2013 GO Bonds - Town Creek	239,545.92	240,000.00	239,918.64	0.00	3,090.41	2.350	09/12/2019	165
AFFINITY FEDERAL CU 2.7 2/7/2020	00832KAS8	None	056 2013 GO Bonds - Town Creek	0.00	240,000.00	240,462.24	0.00	954.00	2.700	02/07/2020	313
Associated Bank Green Bay 2 3/7/2019	045491LJ4	None	001 General Fund	244,847.12	0.00	0.00	2,429.86	0.00		03/07/2019	
BANK OF HOPE 2.3 8/22/2019	062683CN5	None	053 2011 GO Bonds - Town Creek Reg Det	0.00	245,000.00	244,920.62	432.27	138.95	2.300	08/22/2019	144
DISCOVER BK GREENWOOD DEL 1.8 1/31/2019	254673LV6	None	057 2013 GO Bonds - Community Center	244,900.78	0.00	0.00	4,410.00	0.00		01/31/2019	
FIRST BANK OF GREENWICH 2.55 8/17/2020	31926GAT7	None	056 2013 GO Bonds - Town Creek	0.00	240,000.00	240,256.80	0.00	737.75	2.550	08/17/2020	505
JP MORGAN CHASE BANK NA 2.5 2/15/2020	48128HFS2	None	056 2013 GO Bonds - Town Creek	0.00	240,000.00	240,068.88	0.00	723.29	2.500	02/15/2020	321
Midstates Bank 2 3/14/2019	598047BD9	None	001 General Fund	244,811.60	0.00	0.00	2,429.86	0.00		03/14/2019	
Morgan Stanley Bank 2.4 9/6/2019	61747M5N7	None	056 2013 GO Bonds - Town Creek	239,641.92	240,000.00	239,976.48	0.00	3,250.85	2.400	09/06/2019	159
SOUTHWEST NATIONAL BANK WICHITA 2 8/2/2019	845182BE3	None	056 2013 GO Bonds - Town Creek	244,162.34	245,000.00	244,684.44	1,208.21	389.32	2.000	08/02/2019	124
TCF National Bank 1.95 3/5/2019	8722786Q4	None	001 General Fund	244,835.12	0.00	0.00	2,369.12	0.00		03/05/2019	
TCT FEDERAL CU 2.45 8/28/2019	87235DAJ4	None	056 2013 GO Bonds - Town Creek	0.00	245,000.00	245,065.17	460.47	49.34	2.450	08/28/2019	150
UNITED BANKERS BANK BLOOMINGTON1.9 6/17/2019	909557HA1	None	055 2012 Revenue Bonds	244,259.12	245,000.00	244,761.62	1,147.82	191.30	1.900	06/17/2019	78
US BANK NATL ASSOC 2.45 11/13/2019	90333VH60	None	053 2011 GO Bonds - Town Creek Reg Det	0.00	245,000.00	244,951.98	0.00	756.48	2.450	11/13/2019	227
WELLS FARGO BK NA SIOUX FALLS 1.9 3/1/2019	949763MZ6	None	057 2013 GO Bonds - Community Center	244,834.87	0.00	0.00	765.21	0.00		03/01/2019	
<b>Sub Total/Average 5. Certificate of Deposit - Brokered</b>				<b>2,191,838.79</b>	<b>2,425,000.00</b>	<b>2,425,066.87</b>	<b>15,652.82</b>	<b>10,281.69</b>	<b>2.359</b>		<b>218</b>
<b>6. US Government Agencies</b>											
FHLB 1.05 4/29/2019	313382TN3	S&P-AA+	064 2017 Certificates of Obligation	497,653.50	499,631.79	499,437.00	0.00	2,216.67	1.990	04/29/2019	29
<b>Sub Total/Average 6. US Government Agencies</b>				<b>497,653.50</b>	<b>499,631.79</b>	<b>499,437.00</b>	<b>0.00</b>	<b>2,216.67</b>	<b>1.990</b>		<b>29</b>
<b>7. Municipal Bonds</b>											



Description	CUSIP/Ticker	Credit Rating	Portfolio Name	Beginning MV	Ending BV	Ending MV	Interest/ Dividends	Ending Market Accrued Interest	Ending YTM @ Cost	Maturity Date	Days To Maturity
Austin Texas2.384 9/1/2020	0523966M5	Moody's-Aa	031 Drainage Impact Fees	0.00	383,575.50	384,457.15	4,589.20	764.87	2.650	09/01/2020	520
Dallas TX ISD 4.25 2/15/2019	235308QJ5	S&P-AAA	056 2013 GO Bonds - Town Creek	400,716.00	0.00	0.00	8,500.00	0.00		02/15/2019	
PORT HOUSTON TX5 10/1/2019	7342603Y6	S&P-AAA	056 2013 GO Bonds - Town Creek	254,412.50	253,515.27	253,125.00	0.00	6,250.00	2.151	10/01/2019	184
San Angelo TX WTRWKS & SWR Rev 1.742 2/15/2019	796166BR6	S&P-AA-	055 2012 Revenue Bonds	249,725.00	0.00	0.00	2,177.50	0.00		02/15/2019	
SAN ANTONIO TX ISD 4.183 8/15/2019	796269TT5	None	056 2013 GO Bonds - Town Creek	252,317.50	252,012.88	251,477.50	5,228.75	1,336.24	2	08/15/2019	137
Texas St Public Finance2 2/1/2020	882669AM6	S&P-AA	053 2011 GO Bonds - Town Creek Reg Det	0.00	199,095.54	198,868.00	0.00	666.67	2.550	02/01/2020	307
Texas St Tech Univ 1.804 2/15/2019	882806EL2	S&P-AA	059 2014 GO bonds - Road improvements	74,919.00	0.00	0.00	676.50	0.00		02/15/2019	
Texas St Tech Univ 1.804 2/15/2019	882806EL2	S&P-AA	062 2015 GO Bonds - Rd Improv FM1103	149,838.00	0.00	0.00	1,353.00	0.00		02/15/2019	
<b>Sub Total/Average 7.Municipal Bonds</b>				<b>1,381,928.00</b>	<b>1,088,199.19</b>	<b>1,087,927.65</b>	<b>22,524.95</b>	<b>9,017.78</b>	<b>2.362</b>		<b>315</b>
<b>8.Cash on Hand - Petty Cash</b>											
City of Cibolo Cash	CASH	None	001 General Fund	1,150.00	1,150.00	1,150.00	0.00	N/A	0.000	N/A	1
Utility Fund Cash	CASH02	None	002 Water & Sewer Fund	750.00	750.00	750.00	0.00	N/A	0.000	N/A	1
<b>Sub Total/Average 8.Cash on Hand - Petty Cash</b>				<b>1,900.00</b>	<b>1,900.00</b>	<b>1,900.00</b>	<b>0.00</b>	<b>0.00</b>	<b>0.000</b>		<b>1</b>
<b>Total / Average</b>				<b>43,997,975.36</b>	<b>40,726,351.24</b>	<b>40,725,951.78</b>	<b>352,926.94</b>	<b>118,717.75</b>	<b>2.638</b>		<b>58</b>