



# CITY OF CIBOLO, TEXAS

## QUARTERLY INVESTMENT REPORT

Quarter Ending: December 31, 2018

| Portfolio / Report Group: | Prior             | Current           |                   |                  |                   |                |              |           |
|---------------------------|-------------------|-------------------|-------------------|------------------|-------------------|----------------|--------------|-----------|
|                           | Market Value      | Market Value      | Book Value        | Accrued Interest | Interest Received | % of Portfolio | YTM @ Cost   | WAM       |
| General Fund              | 8,143,060         | 11,213,102        | 11,213,608        | 69,360           | 26,898            | 25.5%          | 2.71         | 81        |
| Debt Service Fund         | 513,498           | 3,087,625         | 3,087,625         | 2,193            | 3,557             | 7.0%           | 2.65         | 25        |
| Economic Development Fund | 480,602           | 492,697           | 492,697           | -                | 2,566             | 1.1%           | 2.34         | 1         |
| Water Fund                | 4,345,668         | 4,115,204         | 4,115,204         | 10,087           | 17,906            | 9.4%           | 2.50         | 19        |
| Special Fund              | 7,206,422         | 7,233,061         | 7,233,061         | 25,623           | 26,469            | 16.4%          | 2.60         | 44        |
| Capital Fund              | 19,703,706        | 17,856,286        | 17,862,405        | 85,775           | 85,563            | 40.6%          | 2.43         | 50        |
| <b>Total</b>              | <b>40,392,957</b> | <b>43,997,975</b> | <b>44,004,600</b> | <b>193,039</b>   | <b>162,958</b>    | <b>100.0%</b>  | <b>2.548</b> | <b>52</b> |

Benchmark rate: six month treasury 2.49 182  
 one year treasury 2.64 365

This report is in compliance with the approved investment policies and strategies.

\_\_\_\_\_  
 City Manager, Investment Officer

\_\_\_\_\_  
 Date

\_\_\_\_\_  
 Director of Finance, Investment Officer

\_\_\_\_\_  
 Date

Reporting Period: 10/01/2018-12/31/2018

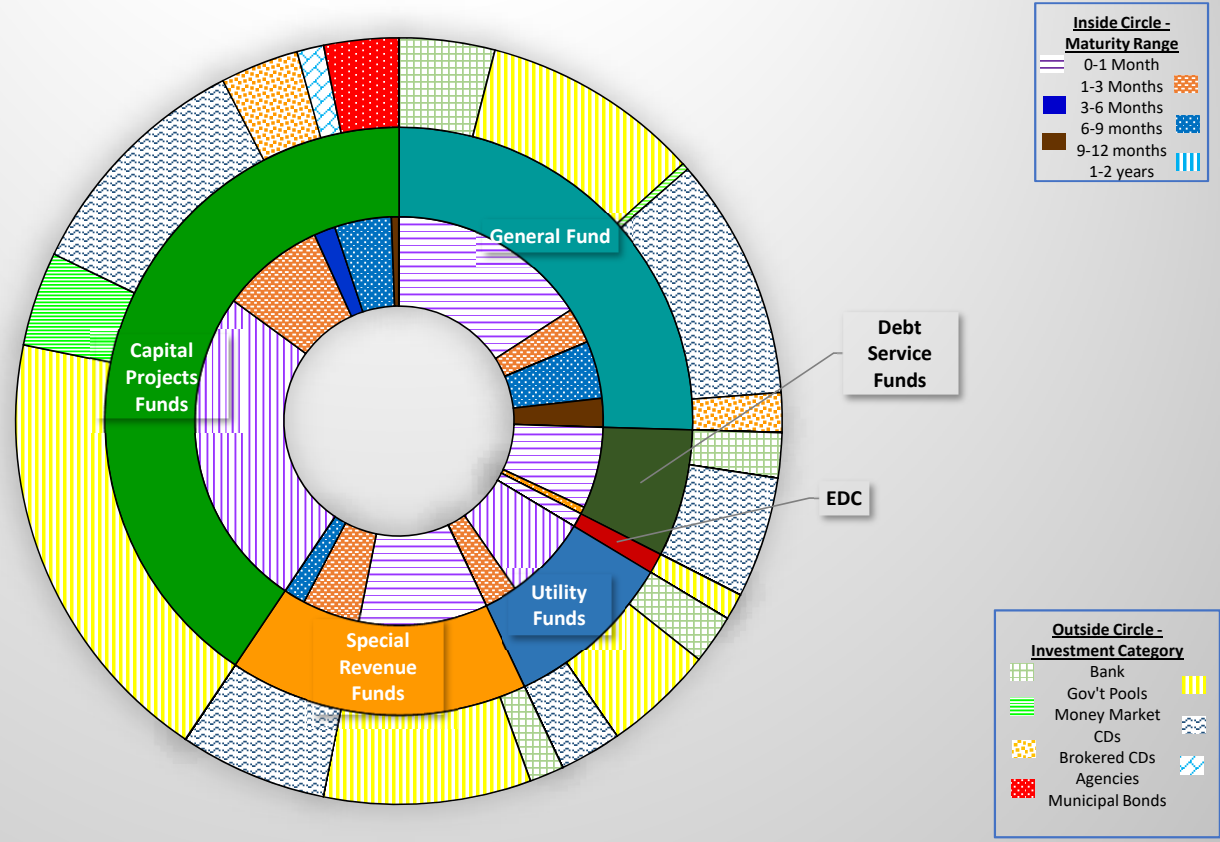


# CITY OF CIBOLO, TEXAS

## QUARTERLY INVESTMENT REPORT

Quarter Ending: December 31, 2018

### Combined Portfolio



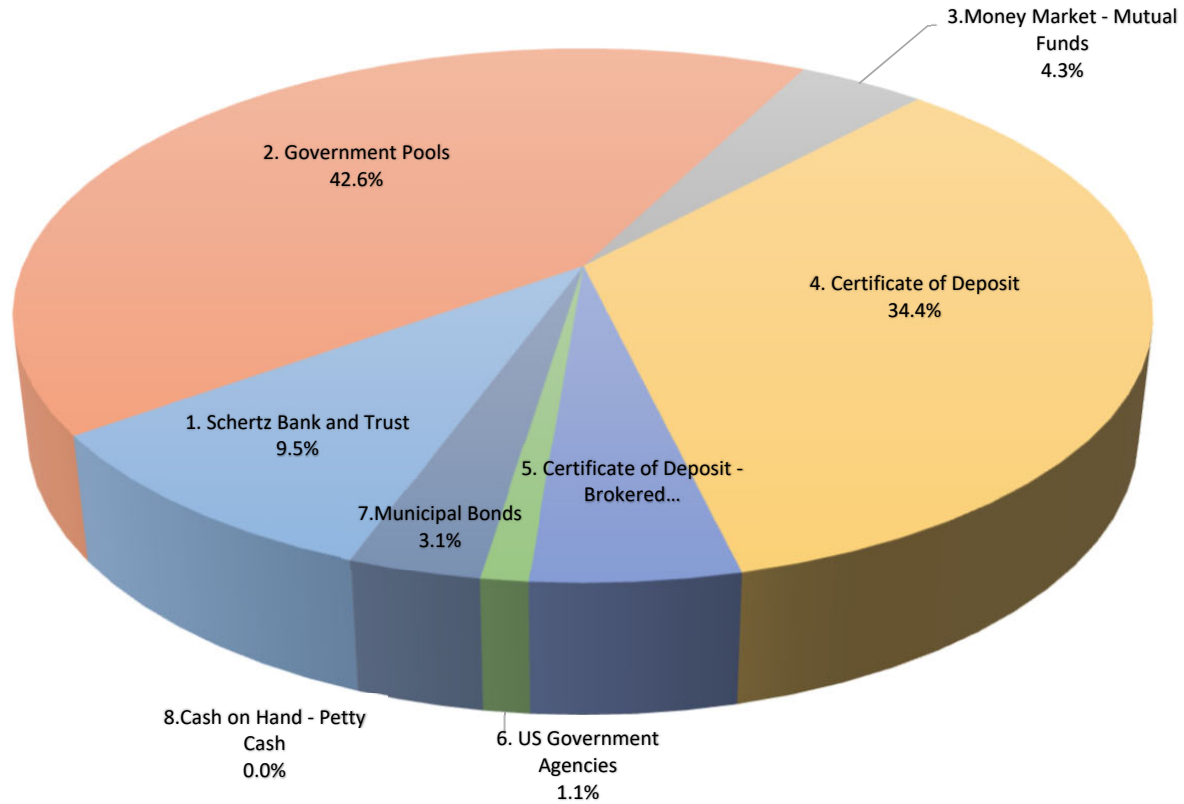


# CITY OF CIBOLO, TEXAS

## QUARTERLY INVESTMENT REPORT

Quarter Ending: December 31, 2018

Portfolio holdings distribution by asset category



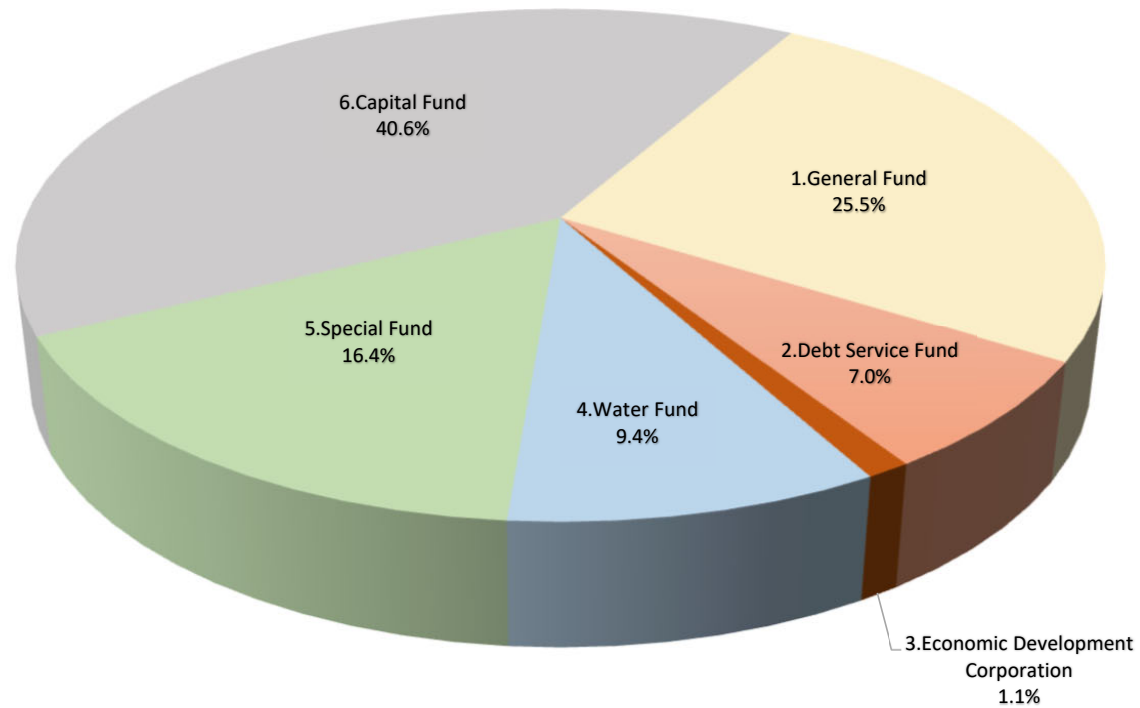


# CITY OF CIBOLO, TEXAS

## QUARTERLY INVESTMENT REPORT

Quarter Ending: December 31, 2018

Portfolio Holdings Distribution by Asset Class



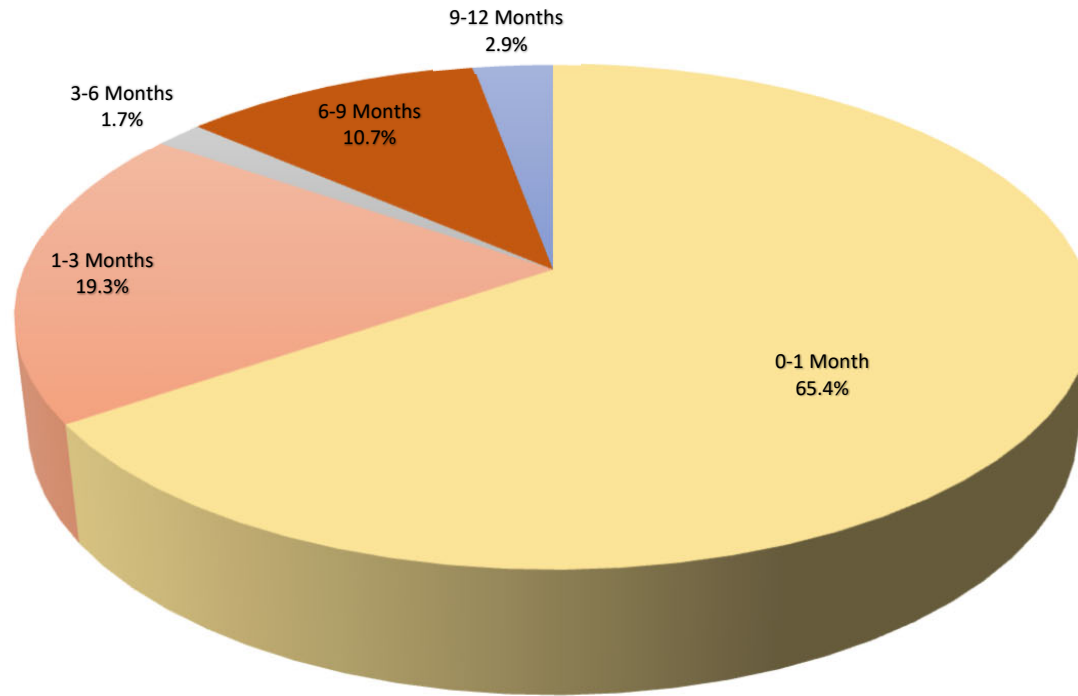


# CITY OF CIBOLO, TEXAS

## QUARTERLY INVESTMENT REPORT

Quarter Ending: December 31, 2018

Portfolio Holdings Distribution by Maturity Range



City of Cibolo  
Date To Date  
Q U A R T E R L Y Investment Report  
Report Format: By Transaction  
Group By: Asset Category  
Portfolio / Report Group: All Portfolios  
Begin Date: 9/30/2018, End Date: 12/31/2018

| Description  | CUSIP/Ticker | Credit Rating | Portfolio Name                         | Beginning MV        | Ending BV           | Ending MV           | Interest/ Dividends | Ending Market Accrued Interest | Ending YTM @ Cost | Maturity Date | Days To Maturity |
|--|--------------|---------------|--|---------------------|---------------------|---------------------|---------------------|--------------------------------|-------------------|---------------|------------------|
| <b>1. Schertz Bank and Trust</b>                   |              |               |  |                     |                     |                     |                     |                                |                   |               |                  |
| Schertz Bank & Trust - 5046 MM                     | MM5046       | None          | 037 Police Special Fund                | 12,711.39           | -9,234.16           | -9,234.16           | 19.90               | N/A                            | 2.470             | N/A           | 1                |
| Schertz Bank & Trust - 5046 MM                     | MM5046       | None          | 035B Police - Forfeiture Account       | 2,641.03            | 2,656.41            | 2,656.41            | 15.38               | N/A                            | 2.470             | N/A           | 1                |
| Schertz Bank & Trust - 5046 MM                     | MM5046       | None          | 033 Court Technology Fees              | 11,194.45           | 7,509.90            | 7,509.90            | 40.30               | N/A                            | 2.470             | N/A           | 1                |
| Schertz Bank & Trust - 5046 MM                     | MM5046       | None          | 036 Police Education Funds             | 9,549.31            | 9,604.92            | 9,604.92            | 55.61               | N/A                            | 2.470             | N/A           | 1                |
| Schertz Bank & Trust - 5046 MM                     | MM5046       | None          | 034 Court Security Fees                | 23,222.51           | 23,821.48           | 23,821.48           | 137.13              | N/A                            | 2.470             | N/A           | 1                |
| Schertz Bank & Trust - 5046 MM                     | MM5046       | None          | 038 Child Safety Program               | 95,395.20           | 96,116.67           | 96,116.67           | 556.84              | N/A                            | 2.470             | N/A           | 1                |
| Schertz Bank & Trust - 5046 MM                     | MM5046       | None          | 035A Police - Federal Forfeiture       | 27.17               | 27.33               | 27.33               | 0.16                | N/A                            | 2.470             | N/A           | 1                |
| Schertz Bank & Trust - 5763 MM                     | MM5763       | None          | 024 Waste Water Impact Fees            | 70,683.96           | 148,217.25          | 148,217.25          | 573.54              | N/A                            | 2.470             | N/A           | 1                |
| Schertz Bank & Trust - 5763 MM                     | MM5763       | None          | 029 Traffic Impact Fees                | 40,545.84           | 77,000.31           | 77,000.31           | 289.06              | N/A                            | 2.470             | N/A           | 1                |
| Schertz Bank & Trust - 5763 MM                     | MM5763       | None          | 022 Water Impact Fees                  | 48,545.35           | 78,251.71           | 78,251.71           | 221.61              | N/A                            | 2.470             | N/A           | 1                |
| Schertz Bank & Trust - 5763 MM                     | MM5763       | None          | 031 Drainage Impact Fees               | 81,522.98           | 111,730.74          | 111,730.74          | 508.91              | N/A                            | 2.470             | N/A           | 1                |
| Schertz Bank & Trust - 5763 MM                     | MM5763       | None          | 032 Park Land Fees                     | 47,405.16           | 78,341.04           | 78,341.04           | 335.88              | N/A                            | 2.470             | N/A           | 1                |
| Schertz Bank & Trust - 5763 MM                     | MM5763       | None          | 030 Street Impact Fees                 | 14,246.81           | 14,325.03           | 14,325.03           | 78.22               | N/A                            | 2.470             | N/A           | 1                |
| Schertz Bank & Trust - Payroll MM                  | MM5810       | None          | 001 General Fund                       | 135.07              | 194.18              | 194.18              | 99.21               | N/A                            | 2.470             | N/A           | 1                |
| Schertz Bank & Trust MM                            | MM5801       | None          | 003 Debt Service Fund                  | 263,498.48          | 837,625.33          | 837,625.33          | 3,556.97            | N/A                            | 2.470             | N/A           | 1                |
| Schertz Bank & Trust-5712 MM                       | MM5712       | None          | 001 General Fund                       | 88,030.07           | 1,763,168.08        | 1,763,168.08        | 7,644.02            | N/A                            | 2.470             | N/A           | 1                |
| Schertz Bank & Trust-5712 MM                       | MM5712       | None          | 021 Cibolofest                         | 25,093.13           | 10,766.21           | 10,766.21           | 67.20               | N/A                            | 2.470             | N/A           | 1                |
| Schertz Bank & Trust-5720 MM                       | MM5720       | None          | 002 Water & Sewer Fund                 | 1,042,054.33        | 755,769.85          | 755,769.85          | 4,970.85            | N/A                            | 2.470             | N/A           | 1                |
| Schertz Bank & Trust-5720 MM                       | MM5720       | None          | 040 Drainage Utility District          | 198,274.41          | 156,585.86          | 156,585.86          | 1,178.91            | N/A                            | 2.470             | N/A           | 1                |
| <b>Sub Total/Average 1. Schertz Bank and Trust</b> |              |               |  | <b>2,074,776.65</b> | <b>4,162,478.14</b> | <b>4,162,478.14</b> | <b>20,349.70</b>    | <b>0.00</b>                    | <b>2.470</b>      |               | <b>1</b>         |
| <b>2. Government Pools</b>                         |              |               |  |                     |                     |                     |                     |                                |                   |               |                  |
| Texas CLASS LGIP                                   | CLASS0001    | None          | 001 General Fund                       | 726,393.49          | 730,844.34          | 730,844.34          | 4,450.85            | N/A                            | 2.500             | N/A           | 1                |
| Texas CLASS LGIP                                   | CLASS0002    | None          | 002 Water & Sewer Fund                 | 516,987.74          | 520,155.49          | 520,155.49          | 3,167.75            | N/A                            | 2.500             | N/A           | 1                |
| Texas CLASS LGIP                                   | CLASS0004    | None          | 055 2012 Revenue Bonds                 | 516,987.74          | 520,155.49          | 520,155.49          | 3,167.75            | N/A                            | 2.500             | N/A           | 1                |
| Texas CLASS LGIP                                   | CLASS0005    | None          | 060 2015 GO Bonds-Rd Improv            | 200,203.78          | 201,430.49          | 201,430.49          | 1,226.71            | N/A                            | 2.500             | N/A           | 1                |
| Texas CLASS LGIP                                   | CLASS0006    | None          | 057 2013 GO Bonds - Community Center   | 801,851.75          | 806,764.95          | 806,764.95          | 4,913.20            | N/A                            | 2.500             | N/A           | 1                |
| Texas CLASS LGIP                                   | CLASS0006    | None          | 056 2013 GO Bonds - Town Creek         | 100,940.51          | 101,559.01          | 101,559.01          | 618.50              | N/A                            | 2.500             | N/A           | 1                |
| Texas CLASS-0003 LGIP                              | CLASS0003    | None          | 053 2011 GO Bonds - Town Creek Reg Det | 434,388.31          | 437,049.98          | 437,049.98          | 2,661.67            | N/A                            | 2.500             | N/A           | 1                |
| Texas CLASS-0007 LGIP                              | CLASS0007    | None          | 024 Waste Water Impact Fees            | 209,458.63          | 210,742.05          | 210,742.05          | 1,283.42            | N/A                            | 2.500             | N/A           | 1                |
| Texas CLASS-0007 LGIP                              | CLASS0007    | None          | 029 Traffic Impact Fees                | 258,493.77          | 260,077.65          | 260,077.65          | 1,583.88            | N/A                            | 2.500             | N/A           | 1                |
| Texas CLASS-0007 LGIP                              | CLASS0007    | None          | 032 Park Land Fees                     | 102,509.68          | 103,137.79          | 103,137.79          | 628.11              | N/A                            | 2.500             | N/A           | 1                |
| Texas CLASS-0007 LGIP                              | CLASS0007    | None          | 031 Drainage Impact Fees               | 385,743.17          | 388,106.75          | 388,106.75          | 2,363.58            | N/A                            | 2.500             | N/A           | 1                |
| Texas CLASS-0007 LGIP                              | CLASS0007    | None          | 030 Street Impact Fees                 | 77,770.07           | 78,246.59           | 78,246.59           | 476.52              | N/A                            | 2.500             | N/A           | 1                |
| TexPool - 0002 LGIP                                | LGIP0002     | None          | 032 Park Land Fees                     | 32,585.95           | 36,995.80           | 36,995.80           | 209.85              | N/A                            | 2.287             | N/A           | 1                |
| TexPool - 0002 LGIP                                | LGIP0002     | None          | 031 Drainage Impact Fees               | 516,964.62          | 523,018.69          | 523,018.69          | 2,966.67            | N/A                            | 2.287             | N/A           | 1                |
| TexPool - 0002 LGIP                                | LGIP0002     | None          | 030 Street Impact Fees                 | 18,528.80           | 18,634.50           | 18,634.50           | 105.70              | N/A                            | 2.287             | N/A           | 1                |
| TexPool - 0002 LGIP                                | LGIP0002     | None          | 029 Traffic Impact Fees                | 269,453.00          | 276,127.30          | 276,127.30          | 1,566.26            | N/A                            | 2.287             | N/A           | 1                |
| TexPool - 0002 LGIP                                | LGIP0002     | None          | 022 Water Impact Fees                  | 352,235.73          | 236,074.18          | 236,074.18          | 1,765.39            | N/A                            | 2.287             | N/A           | 1                |
| TexPool - 0002 LGIP                                | LGIP0002     | None          | 024 Waste Water Impact Fees            | 472,554.46          | 480,034.39          | 480,034.39          | 2,722.85            | N/A                            | 2.287             | N/A           | 1                |

| Description   | CUSIP/Ticker | Credit Rating | Portfolio Name                         | Beginning MV         | Ending BV            | Ending MV            | Interest/Dividends | Ending Market Accrued Interest | Ending YTM @ Cost | Maturity Date | Days To Maturity |
|---|--------------|---------------|--|----------------------|----------------------|----------------------|--------------------|--------------------------------|-------------------|---------------|------------------|
| TexPool - 0003 LGIP                                     | LGIP0003     | None          | 002 Water & Sewer Fund                 | 354,867.44           | 433,904.95           | 433,904.95           | 2,402.51           | N/A                            | 2.287             | N/A           | 1                |
| TexPool - 0003 LGIP                                     | LGIP0003     | None          | 040 Drainage Utility District          | 99,910.81            | 109,603.19           | 109,603.19           | 573.84             | N/A                            | 2.287             | N/A           | 1                |
| TexPool - 0021 LGIP                                     | LGIP0021     | None          | 053 2011 GO Bonds - Town Creek Reg Det | 754,300.55           | 739,194.35           | 739,194.35           | 4,193.73           | N/A                            | 2.287             | N/A           | 1                |
| TexPool - 0023 LGIP                                     | LGIP0023     | None          | 056 2013 GO Bonds - Town Creek         | 887,598.98           | 651,696.16           | 651,696.16           | 1,990.54           | N/A                            | 2.287             | N/A           | 1                |
| TexPool - 0023 LGIP                                     | LGIP0023     | None          | 057 2013 GO Bonds - Community Center   | 443,422.49           | 26,721.82            | 26,721.82            | 2,945.50           | N/A                            | 2.287             | N/A           | 1                |
| TexPool - 0024 LGIP                                     | LGIP0024     | None          | 059 2014 GO bonds - Road improvements  | 1,033,600.87         | 759,170.32           | 759,170.32           | 5,456.88           | N/A                            | 2.287             | N/A           | 1                |
| TexPool - 0025 LGIP                                     | LGIP0025     | None          | 060 2015 GO Bonds-Rd Improv            | 49,158.02            | 49,432.59            | 49,432.59            | 274.57             | N/A                            | 2.287             | N/A           | 1                |
| TexPool - 0025 LGIP                                     | LGIP0025     | None          | 062 2015 GO Bonds - Rd Improv FM1103   | 8,720.47             | 8,769.17             | 8,769.17             | 48.70              | N/A                            | 2.287             | N/A           | 1                |
| Texpool - 0028 LGIP                                     | LGIP0028     | None          | 065 GO Bonds - Fire ST #3              | 629,852.03           | 633,369.43           | 633,369.43           | 3,517.40           | N/A                            | 2.287             | N/A           | 1                |
| TexPool - Prime LGIP                                    | LGIP0003P    | None          | 002 Water & Sewer Fund                 | 250,047.40           | 251,567.07           | 251,567.07           | 1,519.67           | N/A                            | 2.493             | N/A           | 1                |
| TexPool - Prime LGIP                                    | LGIP0006P    | None          | 001 General Fund                       | 1,140,667.87         | 1,106,105.91         | 1,106,105.91         | 5,740.05           | N/A                            | 2.493             | N/A           | 1                |
| TexPool - Prime LGIP                                    | LGIP0022P    | None          | 055 2012 Revenue Bonds                 | 43,643.51            | 538,121.21           | 538,121.21           | 782.14             | N/A                            | 2.493             | N/A           | 1                |
| TexPool - Prime LGIP                                    | LGIP0026P    | None          | 063 2016 GO Bonds-Borgfeld             | 133,829.26           | 134,642.68           | 134,642.68           | 813.42             | N/A                            | 2.493             | N/A           | 1                |
| TexPool LGIP  | LGIP0004     | None          | 006 Capital/IT Replacement Fund        | 56,463.32            | 89,700.66            | 89,700.66            | 346.34             | N/A                            | 2.287             | N/A           | 1                |
| TexPool LGIP  | LGIP0006     | None          | 001 General Fund                       | 1,791,206.05         | 2,229,645.24         | 2,229,645.24         | 8,182.89           | N/A                            | 2.287             | N/A           | 1                |
| TexPool LGIP  | LGIP0013     | None          | 005 Economic Development Fund          | 353,139.84           | 364,459.87           | 364,459.87           | 1,791.42           | N/A                            | 2.287             | N/A           | 1                |
| TexPool LGIP  | LGIP0013P    | None          | 005 Economic Development Fund          | 127,462.04           | 128,236.70           | 128,236.70           | 774.66             | N/A                            | 2.493             | N/A           | 1                |
| TexPool LGIP  | LGIP0014     | None          | 039 Street - Drain Maintenance Tax     | 291,486.06           | 292,593.29           | 292,593.29           | 1,847.63           | N/A                            | 2.287             | N/A           | 1                |
| TexPool LGIP  | LGIP0014P    | None          | 039 Street - Drain Maintenance Tax     | 229,858.16           | 231,255.13           | 231,255.13           | 1,396.97           | N/A                            | 2.493             | N/A           | 1                |
| TexPool LGIP  | LGIP0018     | None          | 002ARevenue Bond Requirement           | 732,775.51           | 736,867.64           | 736,867.64           | 4,092.13           | N/A                            | 2.287             | N/A           | 1                |
| TexPool LGIP  | LGIP0022     | None          | 055 2012 Revenue Bonds                 | 1,073,849.82         | 1,079,846.66         | 1,079,846.66         | 5,996.84           | N/A                            | 2.287             | N/A           | 1                |
| TexPool LGIP  | LGIP0026     | None          | 063 2016 GO Bonds-Borgfeld             | 83,152.17            | 83,616.58            | 83,616.58            | 464.41             | N/A                            | 2.287             | N/A           | 1                |
| TexPool LGIP  | LGIP0027     | None          | 064 2017 Certificates of Obligation    | 511,374.22           | 516,889.93           | 516,889.93           | 2,858.42           | N/A                            | 2.287             | N/A           | 1                |
| TexPool Prime 0002 LGIP                                 | LGIP0002P    | None          | 029 Traffic Impact Fees                | 14,077.76            | 14,167.89            | 14,167.89            | 90.13              | N/A                            | 2.493             | N/A           | 1                |
| TexPool Prime 0002 LGIP                                 | LGIP0002P    | None          | 024 Waste Water Impact Fees            | 292,753.88           | 294,628.06           | 294,628.06           | 1,874.18           | N/A                            | 2.493             | N/A           | 1                |
| TexPool Prime 0002 LGIP                                 | LGIP0002P    | None          | 022 Water Impact Fees                  | 296,988.15           | 198,645.41           | 198,645.41           | 1,657.26           | N/A                            | 2.493             | N/A           | 1                |
| TexPool Prime 0002 LGIP                                 | LGIP0002P    | None          | 032 Park Land Fees                     | 57,856.63            | 58,227.03            | 58,227.03            | 370.40             | N/A                            | 2.493             | N/A           | 1                |
| TexPool Prime 0002 LGIP                                 | LGIP0002P    | None          | 031 Drainage Impact Fees               | 37,046.41            | 37,283.57            | 37,283.57            | 237.16             | N/A                            | 2.493             | N/A           | 1                |
| TexPool Prime 0002 LGIP                                 | LGIP0002P    | None          | 030 Street Impact Fees                 | 25,902.45            | 16,995.74            | 16,995.74            | 143.75             | N/A                            | 2.493             | N/A           | 1                |
| TexPool Prime 0021 LGIP                                 | LGIP0021P    | None          | 053 2011 GO Bonds - Town Creek Reg Det | 671,431.89           | 612,139.03           | 612,139.03           | 4,062.62           | N/A                            | 2.493             | N/A           | 1                |
| TexPool Prime 0024 LGIP                                 | LGIP0024P    | None          | 059 2014 GO bonds - Road improvements  | 339,001.18           | 341,061.60           | 341,061.60           | 2,060.42           | N/A                            | 2.493             | N/A           | 1                |
| TexPool Prime 0025 LGIP                                 | LGIP0025P    | None          | 062 2015 GO Bonds - Rd Improv FM1103   | 69.81                | 70.24                | 70.24                | 0.43               | N/A                            | 2.493             | N/A           | 1                |
| TexPool Prime 0025 LGIP                                 | LGIP0025P    | None          | 060 2015 GO Bonds-Rd Improv            | 22,330.50            | 22,466.18            | 22,466.18            | 135.68             | N/A                            | 2.493             | N/A           | 1                |
| TexStar LGIP  | LGIP1110     | None          | 001 General Fund                       | 5,914.82             | 5,948.11             | 5,948.11             | 33.29              | N/A                            | 2.307             | N/A           | 1                |
| <b>Sub Total/Average 2. Government Pools</b>            |              |               |  | <b>18,837,811.57</b> | <b>18,726,198.85</b> | <b>18,726,198.85</b> | <b>104,554.64</b>  | <b>0.00</b>                    | <b>2.380</b>      |               | <b>1</b>         |
| <b>3. Money Market - Mutual Funds</b>                   |              |               |  |                      |                      |                      |                    |                                |                   |               |                  |
| Wells Fargo Securities MM                               | MM4963       | None          | 001 General Fund                       | 130,105.89           | 130,786.27           | 130,786.27           | 680.38             | N/A                            | 2.140             | N/A           | 1                |
| Wells Fargo-3637 MM                                     | MM3637       | None          | 053 2011 GO Bonds - Town Creek Reg Det | 142,684.88           | 638,824.91           | 638,824.91           | 2,784.20           | N/A                            | 2.140             | N/A           | 1                |
| Wells Fargo-4915 MM                                     | MM4915       | None          | 055 2012 Revenue Bonds                 | 13,302.54            | 13,372.10            | 13,372.10            | 69.56              | N/A                            | 2.140             | N/A           | 1                |
| Wells Fargo-4917 MM                                     | MM4917       | None          | 056 2013 GO Bonds - Town Creek         | 89,934.22            | 843,993.07           | 843,993.07           | 4,058.85           | N/A                            | 2.140             | N/A           | 1                |
| Wells Fargo-4917 MM                                     | MM4917       | None          | 057 2013 GO Bonds - Community Center   | 760,993.30           | 259,001.73           | 259,001.73           | 413.77             | N/A                            | 2.140             | N/A           | 1                |
| <b>Sub Total/Average 3. Money Market - Mutual Funds</b> |              |               |  | <b>1,137,020.83</b>  | <b>1,885,978.08</b>  | <b>1,885,978.08</b>  | <b>8,006.76</b>    | <b>0.00</b>                    | <b>2.140</b>      |               | <b>1</b>         |
| <b>4. Certificate of Deposit</b>                        |              |               |  |                      |                      |                      |                    |                                |                   |               |                  |
| Schertz Bank & Trust2.59 1/7/2019                       | CD4571       | None          | 053 2011 GO Bonds - Town Creek Reg Det | 1,000,000.00         | 1,000,000.00         | 1,000,000.00         | 0.00               | 12,275.89                      | 2.590             | 01/07/2019    | 7                |
| Schertz Bank & Trust2.71 1/30/2019                      | CD4610       | None          | 003 Debt Service Fund                  | 0.00                 | 2,000,000.00         | 2,000,000.00         | 0.00               | 0.00                           | 2.710             | 01/30/2019    | 30               |
| Schertz Bank & Trust2.73 1/3/2019                       | CD4512       | None          | 001 General Fund                       | 1,000,000.00         | 1,000,000.00         | 1,000,000.00         | 0.00               | 27,075.62                      | 2.730             | 01/03/2019    | 3                |
| Schertz Bank & Trust2.76 3/5/2019                       | CD4588       | None          | 040 Drainage Utility District          | 150,000.00           | 150,000.00           | 150,000.00           | 0.00               | 1,315.73                       | 2.760             | 03/05/2019    | 64               |
| Schertz Bank & Trust2.76 3/5/2019                       | CD4588       | None          | 002 Water & Sewer Fund                 | 1,000,000.00         | 1,000,000.00         | 1,000,000.00         | 0.00               | 8,771.51                       | 2.760             | 03/05/2019    | 64               |

| Description   | CUSIP/Ticker | Credit Rating | Portfolio Name                         | Beginning MV         | Ending BV            | Ending MV            | Interest/ Dividends | Ending Market Accrued Interest | Ending YTM @ Cost | Maturity Date | Days To Maturity |
|---|--------------|---------------|--|----------------------|----------------------|----------------------|---------------------|--------------------------------|-------------------|---------------|------------------|
| Schertz Bank & Trust2.76 3/5/2019                             | CD4589       | None          | 003 Debt Service Fund                  | 250,000.00           | 250,000.00           | 250,000.00           | 0.00                | 2,192.88                       | 2.760             | 03/05/2019    | 64               |
| Schertz Bank & Trust2.76 3/5/2019                             | CD4590       | None          | 024 Waste Water Impact Fees            | 500,000.00           | 500,000.00           | 500,000.00           | 0.00                | 4,385.75                       | 2.760             | 03/05/2019    | 64               |
| Schertz Bank & Trust2.76 3/5/2019                             | CD4590       | None          | 039 Street - Drain Maintenance Tax     | 250,000.00           | 250,000.00           | 250,000.00           | 0.00                | 2,192.88                       | 2.760             | 03/05/2019    | 64               |
| Schertz Bank & Trust2.76 3/5/2019                             | CD4590       | None          | 032 Park Land Fees                     | 300,000.00           | 300,000.00           | 300,000.00           | 0.00                | 2,631.45                       | 2.760             | 03/05/2019    | 64               |
| Schertz Bank & Trust2.76 3/5/2019                             | CD4590       | None          | 031 Drainage Impact Fees               | 450,000.00           | 450,000.00           | 450,000.00           | 0.00                | 3,947.18                       | 2.760             | 03/05/2019    | 64               |
| Schertz Bank & Trust2.76 3/5/2019                             | CD4590       | None          | 022 Water Impact Fees                  | 150,000.00           | 150,000.00           | 150,000.00           | 0.00                | 1,315.73                       | 2.760             | 03/05/2019    | 64               |
| Schertz Bank & Trust2.76 3/5/2019                             | CD4590       | None          | 029 Traffic Impact Fees                | 350,000.00           | 350,000.00           | 350,000.00           | 0.00                | 3,070.03                       | 2.760             | 03/05/2019    | 64               |
| Schertz Bank & Trust2.76 3/5/2019                             | CD4591       | None          | 065 GO Bonds - Fire ST #3              | 1,000,000.00         | 1,000,000.00         | 1,000,000.00         | 0.00                | 8,771.51                       | 2.760             | 03/05/2019    | 64               |
| Schertz Bank & Trust2.76 3/5/2019                             | CD4591       | None          | 059 2014 GO bonds - Road improvements  | 500,000.00           | 500,000.00           | 500,000.00           | 0.00                | 4,385.75                       | 2.760             | 03/05/2019    | 64               |
| Schertz Bank & Trust2.97 3/13/2019                            | CD4533       | None          | 055 2012 Revenue Bonds                 | 375,000.00           | 375,000.00           | 375,000.00           | 0.00                | 8,940.51                       | 2.970             | 03/13/2019    | 72               |
| Schertz Bank & Trust2.97 3/13/2019                            | CD4533       | None          | 056 2013 GO Bonds - Town Creek         | 625,000.00           | 625,000.00           | 625,000.00           | 0.00                | 14,900.86                      | 2.970             | 03/13/2019    | 72               |
| Schertz Bank & Trust2.97 3/19/2019                            | CD4534       | None          | 001 General Fund                       | 500,000.00           | 500,000.00           | 500,000.00           | 0.00                | 11,676.58                      | 2.970             | 03/19/2019    | 78               |
| Schertz Bank & Trust3.23 7/11/2019                            | CD4572       | None          | 001 General Fund                       | 1,000,000.00         | 1,000,000.00         | 1,000,000.00         | 0.00                | 15,309.32                      | 3.230             | 07/11/2019    | 192              |
| Schertz Bank & Trust3.39 9/6/2019                             | CD4585       | None          | 001 General Fund                       | 1,000,000.00         | 1,000,000.00         | 1,000,000.00         | 0.00                | 10,773.70                      | 3.390             | 09/06/2019    | 249              |
| Schertz Bank & Trust3.39 9/6/2019                             | CD4586       | None          | 065 GO Bonds - Fire ST #3              | 1,000,000.00         | 1,000,000.00         | 1,000,000.00         | 0.00                | 10,773.70                      | 3.390             | 09/06/2019    | 249              |
| Schertz Bank & Trust3.39 9/6/2019                             | CD4587       | None          | 031 Drainage Impact Fees               | 500,000.00           | 500,000.00           | 500,000.00           | 0.00                | 5,386.85                       | 3.390             | 09/06/2019    | 249              |
| Schertz Bank & Trust3.39 9/6/2019                             | CD4587       | None          | 039 Street - Drain Maintenance Tax     | 250,000.00           | 250,000.00           | 250,000.00           | 0.00                | 2,693.42                       | 3.390             | 09/06/2019    | 249              |
| Schertz Bank & Trust3.68 12/31/2019                           | CD4611       | None          | 001 General Fund                       | 0.00                 | 1,000,000.00         | 1,000,000.00         | 0.00                | 0.00                           | 3.680             | 12/31/2019    | 365              |
| <b>Sub Total/Average 4. Certificate of Deposit</b>            |              |               |  | <b>12,150,000.00</b> | <b>15,150,000.00</b> | <b>15,150,000.00</b> | <b>0.00</b>         | <b>162,786.85</b>              | <b>2.967</b>      |               | <b>115</b>       |
| <b>5. Certificate of Deposit - Brokered</b>                   |              |               |  |                      |                      |                      |                     |                                |                   |               |                  |
| Academy Blvd Bank 2.35 9/12/2019                              | 004000AS4    | None          | 056 2013 GO Bonds - Town Creek         | 239,696.16           | 240,000.00           | 239,545.92           | 0.00                | 1,699.73                       | 2.350             | 09/12/2019    | 255              |
| Associated Bank Green Bay 2 3/7/2019                          | 045491LJ4    | None          | 001 General Fund                       | 244,809.64           | 245,000.00           | 244,847.12           | 0.00                | 1,543.84                       | 2.000             | 03/07/2019    | 66               |
| BNY MELLON NA INSTL CTF 1.65 10/30/2018                       | 05584CC61    | None          | 053 2011 GO Bonds - Town Creek Reg Det | 244,939.73           | 0.00                 | 0.00                 | 3,023.57            | 0.00                           |                   | 10/30/2018    |                  |
| DISCOVER BK GREENWOOD DEL 1.8 1/31/2019                       | 254673LV6    | None          | 057 2013 GO Bonds - Community Center   | 244,696.69           | 245,000.00           | 244,900.78           | 0.00                | 4,035.45                       | 1.800             | 01/31/2019    | 31               |
| Midstates Bank 2 3/14/2019                                    | 598047BD9    | None          | 001 General Fund                       | 244,793.22           | 245,000.00           | 244,811.60           | 0.00                | 1,449.86                       | 2.000             | 03/14/2019    | 73               |
| Morgan Stanley Bank 2.4 9/6/2019                              | 61747M5N7    | None          | 056 2013 GO Bonds - Town Creek         | 239,840.64           | 240,000.00           | 239,641.92           | 0.00                | 1,830.58                       | 2.400             | 09/06/2019    | 249              |
| SOUTHWEST NATIONAL BANK WICHITA 2 8/2/2019                    | 845182BE3    | None          | 056 2013 GO Bonds - Town Creek         | 244,240.50           | 245,000.00           | 244,162.34           | 1,221.64            | 389.32                         | 2.000             | 08/02/2019    | 214              |
| STATE BK & TR CO 1.75 12/31/2018                              | 855898BL5    | None          | 057 2013 GO Bonds - Community Center   | 244,780.72           | 0.00                 | 0.00                 | 1,421.34            | 0.00                           |                   | 12/31/2018    |                  |
| TCF National Bank 1.95 3/5/2019                               | 8722786Q4    | None          | 001 General Fund                       | 244,761.12           | 245,000.00           | 244,835.12           | 0.00                | 1,531.42                       | 1.950             | 03/05/2019    | 64               |
| UNITED BANKERS BANK BLOOMINGTON1.9 6/17/2019                  | 909557HA1    | None          | 055 2012 Revenue Bonds                 | 244,338.50           | 245,000.00           | 244,259.12           | 1,160.56            | 191.30                         | 1.900             | 06/17/2019    | 168              |
| WASHINGTON FEDERAL PRIMARY 1.65 10/12/2018                    | 938828AP5    | None          | 053 2011 GO Bonds - Town Creek Reg Det | 244,975.99           | 0.00                 | 0.00                 | 332.26              | 0.00                           |                   | 10/12/2018    |                  |
| WELLS FARGO BK NA SIOUX FALLS 1.9 3/1/2019                    | 949763MZ6    | None          | 057 2013 GO Bonds - Community Center   | 244,723.64           | 245,000.00           | 244,834.87           | 1,173.32            | 0.00                           | 1.900             | 03/01/2019    | 60               |
| <b>Sub Total/Average 5. Certificate of Deposit - Brokered</b> |              |               |  | <b>2,926,596.55</b>  | <b>2,195,000.00</b>  | <b>2,191,838.79</b>  | <b>8,332.69</b>     | <b>12,671.50</b>               | <b>2.032</b>      |               | <b>131</b>       |
| <b>6. US Government Agencies</b>                              |              |               |  |                      |                      |                      |                     |                                |                   |               |                  |
| FHLB 1.05 4/29/2019   | 313382TN3    | S&P-AA+       | 064 2017 Certificates of Obligation    | 495,850.00           | 498,489.05           | 497,653.50           | 2,625.00            | 904.17                         | 1.990             | 04/29/2019    | 119              |
| <b>Sub Total/Average 6. US Government Agencies</b>            |              |               |  | <b>495,850.00</b>    | <b>498,489.05</b>    | <b>497,653.50</b>    | <b>2,625.00</b>     | <b>904.17</b>                  | <b>1.990</b>      |               | <b>119</b>       |
| <b>7. Municipal Bonds</b>                                     |              |               |  |                      |                      |                      |                     |                                |                   |               |                  |
| Dallas TX ISD 4.25 2/15/2019                                  | 235308QJ5    | S&P-AAA       | 056 2013 GO Bonds - Town Creek         | 402,600.00           | 401,167.07           | 400,716.00           | 0.00                | 6,422.22                       | 1.901             | 02/15/2019    | 46               |
| PORT HOUSTON TX5 10/1/2019                                    | 7342603Y6    | S&P-AAA       | 056 2013 GO Bonds - Town Creek         | 255,825.00           | 255,234.70           | 254,412.50           | 6,250.00            | 3,125.00                       | 2.151             | 10/01/2019    | 274              |
| Port of Corpus Christi 1.854 12/1/2018                        | 733911BJ9    | S&P-A+        | 055 2012 Revenue Bonds                 | 499,550.00           | 0.00                 | 0.00                 | 4,635.00            | 0.00                           |                   | 12/01/2018    |                  |
| Port of Corpus Christi 1.854 12/1/2018                        | 733911BJ9    | S&P-A+        | 057 2013 GO Bonds - Community Center   | 384,653.50           | 0.00                 | 0.00                 | 3,568.95            | 0.00                           |                   | 12/01/2018    |                  |
| Port of Corpus Christi 1.854 12/1/2018                        | 733911BJ9    | S&P-A+        | 056 2013 GO Bonds - Town Creek         | 499,550.00           | 0.00                 | 0.00                 | 4,635.00            | 0.00                           |                   | 12/01/2018    |                  |
| San Angelo TX WTRWKS & SWR Rev 1.742 2/15/2019                | 796166BR6    | S&P-AA-       | 055 2012 Revenue Bonds                 | 249,250.00           | 249,873.57           | 249,725.00           | 0.00                | 1,645.22                       | 2.150             | 02/15/2019    | 46               |
| SAN ANTONIO TX ISD 4.183 8/15/2019                            | 796269TT5    | S&P AAA       | 056 2013 GO Bonds - Town Creek         | 253,225.00           | 253,335.22           | 252,317.50           | 0.00                | 3,950.61                       | 2.000             | 08/15/2019    | 227              |
| Texas St Tech Univ 1.804 2/15/2019                            | 882806EL2    | S&P-AA        | 062 2015 GO Bonds - Rd Improv FM1103   | 149,565.00           | 149,963.60           | 149,838.00           | 0.00                | 1,022.27                       | 2.000             | 02/15/2019    | 46               |
| Texas St Tech Univ 1.804 2/15/2019                            | 882806EL2    | S&P-AA        | 059 2014 GO bonds - Road improvements  | 74,782.50            | 74,981.80            | 74,919.00            | 0.00                | 511.13                         | 2.000             | 02/15/2019    | 46               |
| <b>Sub Total/Average 7. Municipal Bonds</b>                   |              |               |  | <b>2,769,001.00</b>  | <b>1,384,555.96</b>  | <b>1,381,928.00</b>  | <b>19,088.95</b>    | <b>16,676.45</b>               | <b>2.026</b>      |               | <b>120</b>       |
| <b>8. Cash on Hand - Petty Cash</b>                           |              |               |  |                      |                      |                      |                     |                                |                   |               |                  |



| Description  | CUSIP/Ticker | Credit Rating | Portfolio Name         | Beginning MV         | Ending BV            | Ending MV            | Interest/ Dividends | Ending Market Accrued Interest | Ending YTM @ Cost | Maturity Date | Days To Maturity |
|--|--------------|---------------|------------------------|----------------------|----------------------|----------------------|---------------------|--------------------------------|-------------------|---------------|------------------|
| City of Cibolo Cash                                  | CASH         | None          | 001 General Fund       | 1,150.00             | 1,150.00             | 1,150.00             | 0.00                | N/A                            | 0.000             | N/A           | 1                |
| Utility Fund Cash                                    | CASH02       | None          | 002 Water & Sewer Fund | 750.00               | 750.00               | 750.00               | 0.00                | N/A                            | 0.000             | N/A           | 1                |
| <b>Sub Total/Average 8.Cash on Hand - Petty Cash</b> |              |               |                        | <b>1,900.00</b>      | <b>1,900.00</b>      | <b>1,900.00</b>      | <b>0.00</b>         | <b>0.00</b>                    | <b>0.000</b>      |               | <b>1</b>         |
| <b>Total / Average</b>                               |              |               |                        | <b>40,392,956.60</b> | <b>44,004,600.08</b> | <b>43,997,975.36</b> | <b>162,957.74</b>   | <b>193,038.97</b>              | <b>2.547</b>      |               | <b>52</b>        |