

Public Works Guide

Your Annual Guide to Appleton Public Works Services



May 2024 – June 2025

Vol. 6



Did you Know...

You can find your garbage, recycling, and leaf/yard waste collection dates on the homepage of our website under “Property Info”.

Any questions regarding paying your Utility Bill, updating your account information, or setting up your final read can be completed by our Finance Department. They can be reached at (920) 832-6442 or 100 N. Appleton St.

Engineering & Parking
100 N. Appleton St.
(920) 832-6474

Operations & Traffic Division
2625 E. Glendale Ave.
(920) 832-5580

Monday—Friday
8:00 AM– 4:30 PM
(Closed on City Holidays)

Connect with Us!

www.appleton.org

[Facebook.com/appletonDPW](https://www.facebook.com/appletonDPW)

ROAD CLOSURES

You can check if a road is closed or under construction on the City’s Road Report page. On the homepage of our website, click on “Road Report”. This map will show you the roads impacted, what work is being done, and the estimated start and end date of the project.

STREETLIGHTS

WE Energies maintains a majority of the streetlights in the City of Appleton. If you are looking to report a streetlight outage or an issue with a streetlight, you may report this to WE Energies, online at <https://www.we-energies.com/slo/default.aspx>

The City of Appleton maintains most of the streetlights that are mounted on black or metal poles and are located outside of residential subdivisions. Outages or issues with these lights should be reported to the Department of Public Works at (920) 832-5580. If you are unsure which category the streetlight falls under, please report the issue to (920) 832-5580.

AUCTION ITEMS

On occasion, the City of Appleton has used surplus items for sale. These items can range from small material goods to large pieces of equipment. To view or bid on items, visit our website under “Online Services,” and click on the “Surplus City Items” link.

DIGGERS HOTLINE

Before you start tackling your outdoor projects, be sure to contact Diggers Hotline to have the underground utility lines marked. The purpose is to identify and locate the lines that might interfere with your work and/or cause damage or injury. Requests must be submitted three working days prior to digging. You can submit requests by calling 811 or online at diggershotline.com.

SIDEWALK POETRY

The City of Appleton has been transforming the city’s sidewalks into an open poetry book. By using our current sidewalk maintenance program, we are stamping poems into the new sidewalk squares throughout the city. A map of all the poem locations can be found on our website under Residents then Sidewalk Poetry Program.

GARBAGE

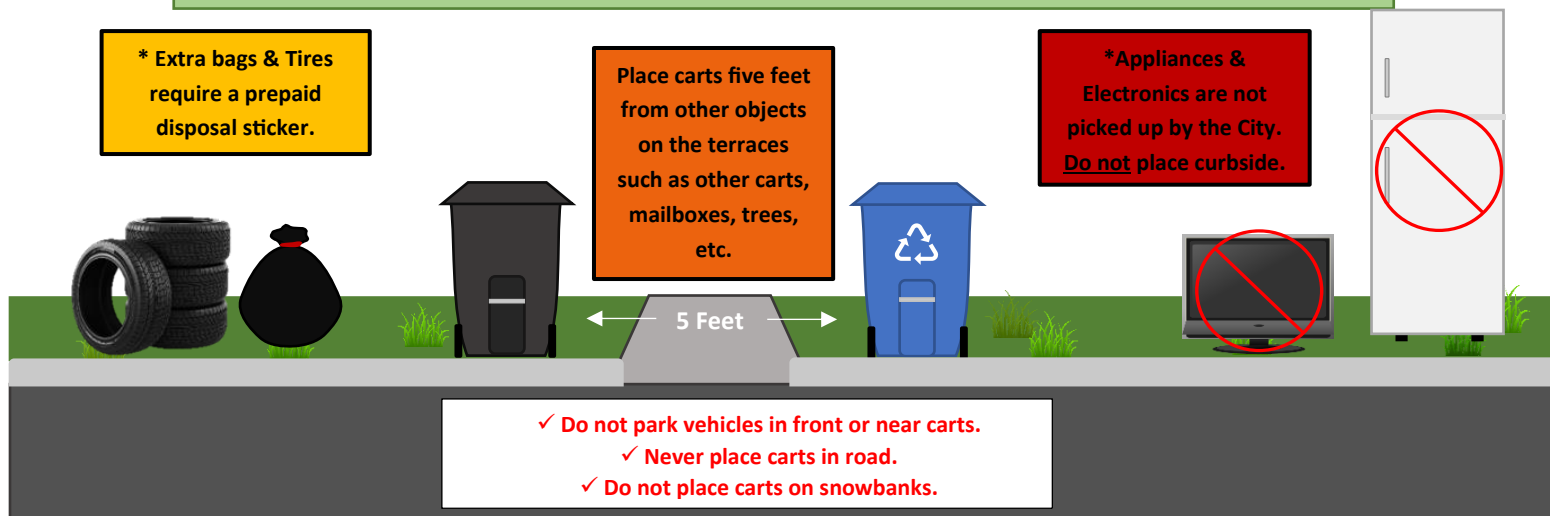
GARBAGE PICK UP – is provided weekly from City supplied garbage carts.

- Please use plastic bags for items inside City garbage carts.
- Place City garbage cart out for pick up the night before your scheduled day.
- The handle of cart should face your house.
- Any bags that cause the lid not to close on garbage carts are considered extra garbage bags. See “Extra Garbage Bags” section for details.

GARBAGE CART FEES – Garbage carts are available in three different sizes to fit individual household needs. Charges are included on your quarterly City Service Invoice (i.e. Utility Bill).

35-gallon cart	\$0.60/ week	Holds approximately 2 bags
65-gallon cart	\$1.20/ week	Holds approximately 4 bags
95-gallon cart	\$1.80/ week	Holds approximately 6 bags

If your garbage cart is too small, too large, or needs repair, the property owner should call 920-832-5580.



*See Extra Garbage Bag, Major Appliances, & Electronics sections for proper disposal details.

EXTRA GARBAGE BAGS – Because garbage cart charges are based on volume, bagged garbage or trash that does not fit in the cart must be marked with a prepaid disposal sticker.

- Bags should weigh less than 45 pounds.
- Unlimited bags of extra household garbage are picked up each week with a **\$4 per bag disposal sticker**.
- Put extra bags approximately five feet from garbage carts.
- The disposal sticker should be attached to bags and be visible to drivers.

SPECIAL GARBAGE PICK UP – If you need to dispose of items because of moving or just cleaning, please contact a private dumpster or waste hauling company. We also encourage you to donate the items to local thrift or resale stores.

GRASS PUNCH CARD, EXTRA GARBAGE & TIRE STICKERS – Are available for purchase at the following locations:

Public Works (Municipal Building)	2625 E. Glendale Ave.
City Hall	100 N. Appleton St.
Ace Hardware	500 E. Northland Ave.
Kitz & Pfeil Hardware	1919 E. Calumet St.
Northside Hardware	1415 N. Richmond St.



MAJOR APPLIANCES – All major appliances can be brought to the Glendale Yard Waste Site for a fee if you are unable to have the item(s) hauled away privately. Please see Yard Waste Site information (pg. 7) for site hours and drop-off fee information.

ELECTRONICS – Electronics must be recycled and dropped off at an E-Waste collector; items will not be picked up with regular garbage per Wisconsin state law. Many electronic items can contain harmful materials but also contain valuable reusable materials. Items to e-cycle: computers, monitors, TVs, laptops, printers, copiers, fax machines, DVD and VCR players, other video display devices, keyboards and mice, speakers, and cell phones. For a list of E-Waste collectors and recyclers, visit the WI DNR website at <https://dnr.wisconsin.gov/topic/ecycle/>. Electronics can also be brought to Outagamie County Recycling & Solid Waste. Visit recyclemoreoutagamie.org for more information.

GRASS CLIPPINGS – Are not picked up curbside. They may be taken to the Glendale Avenue or the Whitman Avenue Yard Waste Sites. Drop-off fees are \$4/bag or \$40/punch card (10 punches).

Check www.appleton.org “My Property Info” for garbage & recycling pick up days specific to your address.

FREE LARGE ITEMS CURBSIDE COLLECTION

Large items are picked up for all residential properties for free, April through September. We will collect up to 2 approved items on your regular garbage day, the weeks opposite your recycling week.

Only items that are too large to fit into City supplied garbage carts when empty qualify. Place items listed below 5 feet away from your cart the night before your garbage day. One truck will come for the City supplied garbage carts and another truck for the large items.

Approved items that we will collect -

- **Household furniture** including chairs, couches (not sleeper sofas), tables, dressers, TV stands, etc.
- **Metal** such as bed frames, shelving, bicycles, grills (propane tanks removed), lawnmowers (gas/ oil removed), etc. Items must not be longer than 4 ft long.
- **Carpeting**- see the required specifications below.
- Garbage bags and tires **always** require a prepaid disposal sticker.

Items NOT included in collection - Appliances, mattresses/ box springs, large glass doors, windows, fish tanks, mirrors, hot tubs, pools, trampolines, pianos, exercise equipment, basketball hoops, tractor tires, hazardous waste, yard waste, concrete, shingles, electronics (see "Electronics" section for details), and boxes/recyclables (recycling is not part of this collection).

- **Home improvement materials** are not included as part of this collection. These materials include toilets, sinks, tubs, cabinets, lumber/ wood, drywall, decking, etc. You may put smaller items in your City supplied garbage cart as long as they fit completely inside, with the lid closed.

Apartments or properties with privately contracted metal dumpsters do not qualify for this service. Please contact that company to inquire about their disposal options or consult your landlord or property manager.

CARPET – Carpet is picked up curbside on your regular garbage day during free large item weeks.

- Cut carpet into four-foot strips and roll up.
- Rolls should weigh less than 45 pounds.
- Tie or tape rolls.
- One carpet roll counts as one approved item. Only 2 rolls will be collected per collection week.

Carpeting removed by a contractor must be disposed of by the contractor. If you are unable to meet the restrictions for placing items curbside, they can be taken to Outagamie County Recycling & Solid Waste for a fee.

Consider donating your new or gently used building materials, furniture, appliances, housewares, and tools to the Habitat ReStore. Donated items get a second chance at being used while reducing waste in the landfill. Visit their website at <https://foxcitieshabitat.org/restore/> to learn more about accepted donations, inquire about scheduling a pickup, and facility hours.



CONSTRUCTION MATERIALS – If you are unable to fit items in your garbage cart, repurpose or donate the items, you can bring them to Outagamie County Recycling & Solid Waste for a fee.

BATTERIES – Household disposable batteries can be disposed of in your garbage cart.

VEHICLE BATTERIES Vehicle batteries can be dropped off at Outagamie County Recycling & Solid Waste for free. Wisconsin retailer that sells vehicle batteries may also take them.

LATEX PAINT – Consider giving usable paint to friends, neighbors, theater groups, or housing assistance organizations. If you must dispose of latex paint, please follow these directions:

- **For small amounts:** Remove the lid and let dry in the can. Occasionally stir the paint.
- **For larger amounts:** Line a cardboard box with a plastic trash bag. Layer an absorbent material (kitty litter, sawdust, shredded newspaper) on bottom, pour a layer of paint and repeat as necessary. Once dry, dispose of the trash bag and dry, empty paint cans in your regular trash.

OIL OR LEAD BASED PAINTS - Should be taken to a hazardous waste facility. (See Household Hazardous Waste section)

WASTE OIL, FILTERS, & ABSORBENTS – These items must be recycled. Visit www.RecycleMoreOutagamie.org or call Outagamie County Recycling & Solid Waste at (920) 832-5277.

TIRES – Tires 18" in diameter or less are picked up curbside on your regular garbage day with a prepaid disposal sticker. **Rims not included and need to be removed from tire.**

- Tire stickers cost \$12 each.
- There is a limit of four (4) tires per household.
- Tires can also be brought to the Glendale Avenue Yard Waste Site. Fees and limits apply.

FLUORESCENT BULBS – All fluorescent bulbs, including compact fluorescent bulbs (CFLs), contain small amounts of mercury. Tube type fluorescent bulbs and CFLs may be brought to Outagamie County Recycling & Solid Waste for a fee.

AMERICAN FLAG DISPOSAL – You may bring worn or damaged American flags to the Glendale Yard Waste Site and all six Fire Stations free of charge. We will deliver the unserviceable flags to the American Legion for proper disposal.

ITEM DISPOSAL

MEDICAL SHARPS DISPOSAL – Wisconsin law requires all citizens to safely manage needles, lancets, and syringes. It is **illegal to put sharps in the trash or with recyclables**. Used and unused sharps must be placed in an acceptable container and taken to a registered collection facility. Visit www.dnr.wi.gov for locations in the Fox Cities.

PRESCRIPTION DRUGS & OTHER MEDICINES – May be disposed of at select local pharmacies. Place pills into sandwich sized, sealable bags. Keep all liquids, creams, and powders in original containers. Visit www.RecycleMoreOutagamie.org for more information and locations.

HOUSEHOLD HAZARDOUS WASTE – Some types of waste are too hazardous for landfills and require special disposal. Hazardous wastes include: pesticides, herbicides, poisons, acid, lead and oil-based paints, automotive and rechargeable batteries, mercury, and some cleaning materials. This program is limited to households only and is held on select dates May through October. For dates, times, or to schedule an appt., call (920) 832-5277 or visit www.RecycleMoreOutagamie.org. If you are unable to attend, you may take your hazardous waste directly to the Brown County Hazardous Waste Facility free of charge. Visit www.BrownCountyRecycling.org or call (920) 492-4950.

Wondering how to dispose of something?



Check out Outagamie County Recycling & Solid Waste's Website Material Search tool – Waste Wizard by scanning the code using your smart phone or by going to www.recyclemoreoutagamie.org/material-search/

They offer the Resource Recovery Park that has a total of 30 source separated bins that are color coordinated for their designated materials.

The RRP is creating higher recovery rates of resources while creating longer term landfill space.



CHRISTMAS TREE CURBSIDE COLLECTION

Christmas trees will be collected curbside **during the week of January 13-17, 2025. Please have curbside by Sunday, January 12th.** In case of bad weather, crews may be needed for snow and ice control. Collection of trees will then be extended into the following week as needed, until skipped areas have been collected. After that, trees must be brought to the Glendale Yard Waste Site or removed from the curb until the Spring Yard Waste Collection. **Please remove plastic tree bags and lights.**

If your tree becomes buried with snow, please assist operations by unburying it.

HOLIDAY PICK UP SCHEDULE RESIDENTIAL GARBAGE & RECYCLING

Your **Holiday Recycling** pick up may not be on the same day as the **Holiday Garbage** pick up. Holiday pick up times may be earlier or later than your normal time. **Check the color coded map and calendar on page 5 for your regular recycle pick up dates.** Only dates listed below are affected during City observed holidays.

REGULAR PICK UP DATE	HOLIDAY GARBAGE PICK UP DATE	HOLIDAY RECYCLING PICK UP DATE
Memorial Day 2024		Recycling area #2
Mon, May 27	Tue, May 28	Tue, May 28
Tue, May 28	Tue, May 28	Wed, May 29
Wed, May 29	Wed, May 29	Thur, May 30
Thur, May 30	Thur, May 30	Fri, May 31
Fri, May 31	Fri, May 31	Sat, June 1
Independence Day 2024		Recycling area #1
Thur, July 4	Fri, July 5	Fri, July 5
Fri, July 5	Fri, July 5	Sat, July 6
Labor Day 2024		Recycling area #2
Mon, Sept 2	Tue, Sept 3	Tue, Sept 3
Tue, Sept 3	Tue, Sept 3	Wed, Sept 4
Wed, Sept 4	Wed, Sept 4	Thur, Sept 5
Thur, Sept 5	Thur, Sept 5	Fri, Sept 6
Fri, Sept 6	Fri, Sept 6	Sat, Sept 7
Thanksgiving Day 2024		Recycling area #2
Thur, Nov 28	Wed, Nov 27	Fri, Nov 29
Fri, Nov 29	Mon, Dec 2	Sat, Nov 30
Christmas Eve & Day 2024		Recycling area #2
Mon, Dec 23	Mon, Dec 23	Mon, Dec 23
Tue, Dec 24	Thur, Dec 26	Tue, Dec 24
Wed, Dec 25	Thur, Dec 26	Thur, Dec 26
Thur, Dec 26	Fri, Dec 27	Fri, Dec 27
Fri, Dec 27	Fri, Dec 27	Sat, Dec 28
New Year's 2025		Recycling area #1
Wed, Jan 1	Thur, Jan 2	Thur, Jan 2
Thur, Jan 2	Thur, Jan 2	Fri, Jan 3
Fri, Jan 3	Fri, Jan 3	Sat, Jan 4
Easter 2025 - No Change to Regular Schedule		
Memorial Day 2025		Recycling area #2
Mon, May 26	Tue, May 27	Tue, May 27
Tue, May 27	Tue, May 27	Wed, May 28
Wed, May 28	Wed, May 28	Thur, May 29
Thur, May 29	Thur, May 29	Fri, May 30
Fri, May 30	Fri, May 30	Sat, May 31

COLLECTION CALENDAR

May 2024 – May 2025

The map shows regular pick up days & designates recycling collection weeks for areas #1 & #2. The below calendar distinguishes each collection week. If your collection day falls on a holiday week, please see our Holiday Pick up Schedule on page 4.

Refuse is collected weekly; Recycling is collected every other week.

May 2024						
S	M	T	W	TH	F	S
			1	2	3	4
5	6	7	8	9	10	11
12	13	14	15	16	17	18
19	20	21	22	23	24	25
26	27	28	29	30	31	

June 2024						
S	M	T	W	TH	F	S
						1
2	3	4	5	6	7	8
9	10	11	12	13	14	15
16	17	18	19	20	21	22
23	24	25	26	27	28	29
30						

July 2024						
S	M	T	W	TH	F	S
	1	2	3	4	5	6
7	8	9	10	11	12	13
14	15	16	17	18	19	20
21	22	23	24	25	26	27
28	29	30	31			

August 2024						
S	M	T	W	TH	F	S
				1	2	3
4	5	6	7	8	9	10
11	12	13	14	15	16	17
18	19	20	21	22	23	24
25	26	27	28	29	30	31

September 2024						
S	M	T	W	TH	F	S
1	2	3	4	5	6	7
8	9	10	11	12	13	14
15	16	17	18	19	20	21
22	23	24	25	26	27	28
29	30					

October 2024						
S	M	T	W	TH	F	S
		1	2	3	4	5
6	7	8	9	10	11	12
13	14	15	16	17	18	19
20	21	22	23	24	25	26
27	28	29	30	31		

November 2024						
S	M	T	W	TH	F	S
					1	2
3	4	5	6	7	8	9
10	11	12	13	14	15	16
17	18	19	20	21	22	23
24	25	26	27	28	29	30

December 2024						
S	M	T	W	TH	F	S
1	2	3	4	5	6	7
8	9	10	11	12	13	14
15	16	17	18	19	20	21
22	23	24	25	26	27	28
29	30	31				

January 2025						
S	M	T	W	TH	F	S
			1	2	3	4
5	6	7	8	9	10	11
12	13	14	15	16	17	18
19	20	21	22	23	24	25
26	27	28	29	30	31	

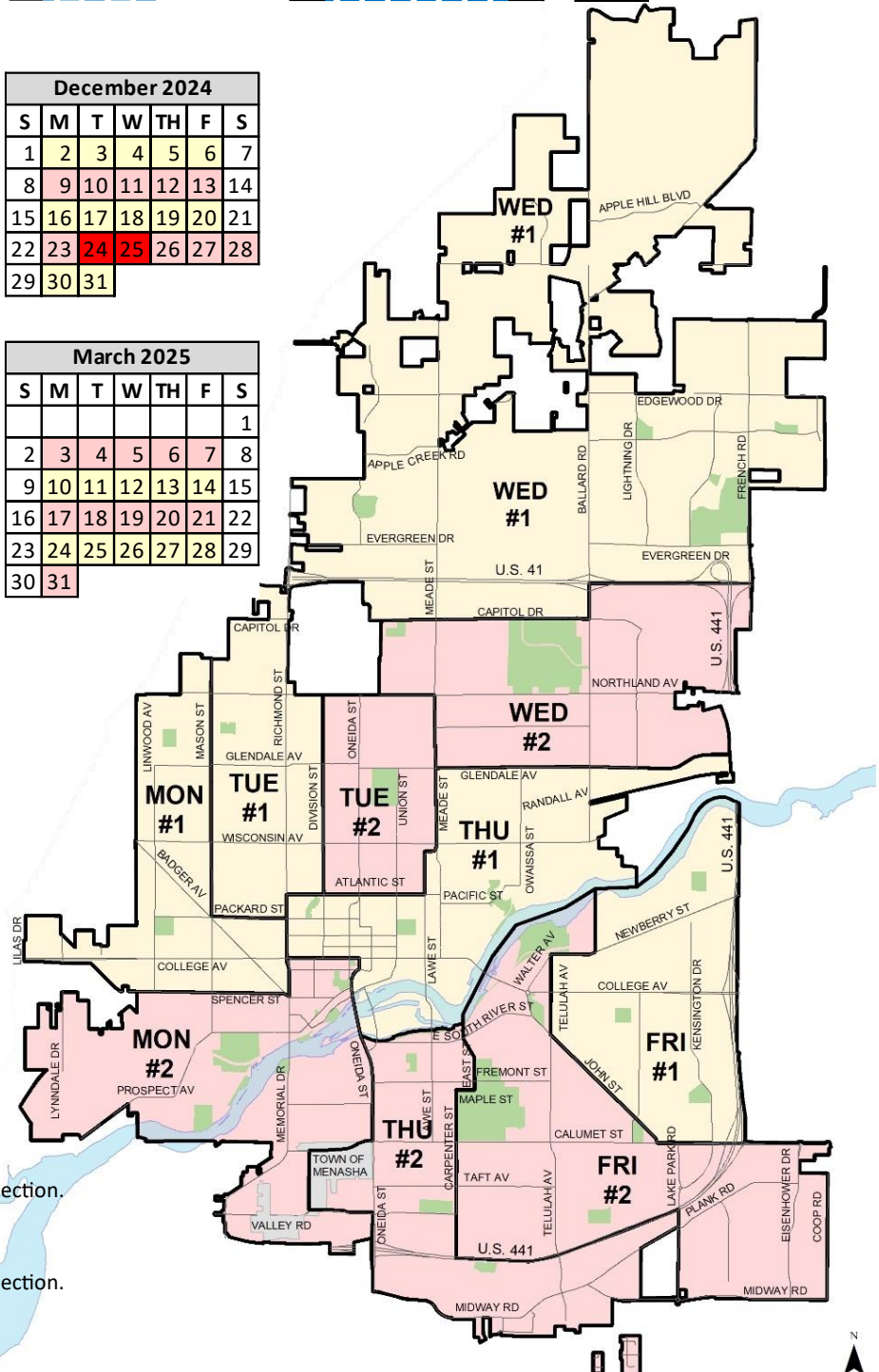
February 2025						
S	M	T	W	TH	F	S
						1
2	3	4	5	6	7	8
9	10	11	12	13	14	15
16	17	18	19	20	21	22
23	24	25	26	27	28	

March 2025						
S	M	T	W	TH	F	S
						1
2	3	4	5	6	7	8
9	10	11	12	13	14	15
16	17	18	19	20	21	22
23	24	25	26	27	28	29
30	31					

April 2025						
S	M	T	W	TH	F	S
		1	2	3	4	5
6	7	8	9	10	11	12
13	14	15	16	17	18	19
20	21	22	23	24	25	26
27	28	29	30			

May 2025						
S	M	T	W	TH	F	S
				1	2	3
4	5	6	7	8	9	10
11	12	13	14	15	16	17
18	19	20	21	22	23	24
25	26	27	28	29	30	31

- Recycling Area 1
- Recycling Area 2
- City Observed Holiday
See the Holiday Pick Up Schedule on page 4 for collection date changes related to the holiday.
- Large Item Curbside Collection
See page 3 for more information about this collection.
- Fall Leaf Collection
See page 8 for more information about this collection.



RECYCLING

Outagamie County Recycling & Solid Waste contracts with LRS Recycles to provide curbside collection for households within the county, including all of Appleton. All items should be placed inside the City-supplied recycling cart for automated curbside pick up according to the schedule. See page 5 for schedule or on our website www.appleton.org under "My Property Info".

RECYCLING PICK UP:

- Empty and rinse all bottles and containers.
- **Do not** place garbage in your recycling bin.
- Place items loosely in your recycling cart. Do not place items in bags.
- Cardboard boxes should be flattened and cut to no larger than 2' x 2' pieces.
- Keep your recycling cart five feet away from obstructions such as your garbage cart, mailbox, utility poles, trees and parked vehicles. If possible, put garbage and recycling on opposite sides of the driveway.
- Be sure to have recyclables curbside the **night BEFORE** your pick-up day (pick up begins at 3:30 a.m.).
- All recyclables must fit into your cart with the lid closed. For extra recyclables, you may:
 - Save for a future pick up day.
 - Ask a neighbor if they have extra room in their cart.
 - Bring to the **free** County drop off site located at 1919 Holland Road, (920) 832-5277, Monday through Friday, 7:00 a.m. to 3:30 p.m. and Saturdays, 7:00 a.m. to 12:00 p.m.

RECYCLABLE ITEMS:

- Plastic bottles and containers - bottles, jars, jugs, containers, & lids.
- Metal- aluminum, steel, tin bottles/ cans.
- Paper - newspaper, books, cardboard, milk cartons, gift wrap, soup cartons.
- Glass - food/ beverage bottles & jars.

NON-RECYCLABLE ITEMS:

- Plastic bags, wrap or film
- Motor oil bottles
- Tissue paper
- Aluminum pans or foil (take to a local scrap metal dealer)
- Ceramics, dishes, or windows
- Empty paint cans
- Shredded Paper
- Styrofoam™ (can be delivered to Outagamie County Recycling & Solid Waste for free)

For recycling pick up concerns - contact LRS Recycles at (920) 759-0501 or 1-888-759-0501.

For recycling questions - contact Outagamie County Recycling & Solid Waste at (920) 832-5277, visit www.RecycleMoreOutagamie.org or email at recycle@outagamie.org.

WATER DIVISION

WATER HYDRANT FLUSHING - Public Works schedules hydrant flushing twice a year, weekdays between 6:30 a.m. and 4:30 p.m. If you see crews in your area, use little, or no water for an hour if possible. If you find discoloration, stop using the water, wait about an hour and then draw off the discolored water through a cold-water tap only, preferably using the bathtub faucet.

AQUAHAWK ALERTING

AquaHawk Alerting is a **FREE** service for City of Appleton residents that will allow you to monitor your water usage and receive alerts.

- ✓ Know about leaks before they cause costly damage!
- ✓ See exactly how much water your family is using.
- ✓ Set usage thresholds, to avoid being surprised by a high bill.
- ✓ Access your account from any internet connected device – your smartphone, laptop, or desk computer.
- ✓ Opt-in service lets you choose how you want to be contacted – e-mail, text, or phone.

Register today. It's easy!

Visit our website for more information!



FROZEN WATER PIPES

During cold winter months, water pipes can freeze. To reduce this possibility, take the following precautions:

- Turn off water to outside faucets, drain, and leave faucets open.
- Make sure all basement windows are securely closed and repair broken windowpanes.
- Repair cracks or holes in the foundation. Insulate along floor joists.
- Make sure all rooms containing water pipes are kept above freezing temperature, especially if the house will be vacant.
- During subzero weather, leave cabinet doors open under sinks, especially if pipes are on an outside wall.
- If the water meter is enclosed in a cabinet, leave the door open so that heat can circulate during the winter months.

If your water pipes freeze, we recommend using a hair dryer to thaw them. Never use a blowtorch or any open flame to thaw pipes.

If you plan on being away from your home for an extended period of time (i.e. going out of state for the winter months), we recommend winterizing your house. Give us a call to disconnect your water meter to reduce the chance of the meter and water pipes freezing.

Visit www.appleton.org or call (920) 832-5580 with questions.

YARD WASTE

TWO YARD WASTE DROP-OFF SITES

GLENDALE YARD WASTE SITE – 2625 E. Glendale Avenue

2024 Summer Season- May 3, 2024 – November 25, 2024
Friday, Saturday, Sunday, & Monday **8 a.m. – 5:00 p.m.**

2024-2025 Winter Season- December 2, 2024 – March 31, 2025
Monday, Tuesday, Wednesday, Thursday, Friday **9 a.m. - 4:30 p.m.**

2025 Summer Season- April 4, 2025 – November 24, 2025
Friday, Saturday, Sunday, & Monday **8 a.m. – 5:00 p.m.**

Effective May 1st, 2024 garbage will no longer be accepted at either Yard Waste Site.

GLENDALE SITE ACCEPTED ITEMS & DROP-OFF FEES (Cash or Check Only)

ITEM	FEES
Grass Clippings (30 gal. bag)	\$4 per bag
Grass Clippings Card	\$40 (10 punches)
**Branches & Brush	Free
Oil (10-gallon limit)	Free
Unserviceable American Flags	Free
*Recyclables (blue cart items)	Free
Appliances (freon)	\$20
Appliances (non-freon)	\$15
Tires (18" diameter or less, no rims)	\$12 each

*Available until dumpsters are at capacity

** Branches must be smaller than 6 inches in diameter & 8 feet long

WHITMAN YARD WASTE SITE – 701 S. Whitman Avenue

2024 Summer Season- April 30, 2024 – November 27, 2024
Tuesday, Wednesday, Thursday, Friday **8 a.m. – 5:00 p.m.**

Closed for Season- November 28, 2024 – March 30, 2025

2025 Season- March 31, 2025 – November 26, 2025
Tuesday, Wednesday, Thursday, Friday **8 a.m. – 5:00 p.m.**

The Whitman Site accepts grass clippings, brush, yard waste and motor oil only. Attendant on-site.

Items Not Accepted

- Garbage or Bulky Items
- Dirt, Sand, Concrete, or Gravel
- Sod or Mulch
- Stumps, Stump Grindings, or Root balls
- Branches larger than 6 inches in diameter & 8 feet long
- Propane tanks
- Shingles
- Antifreeze
- Oil filters
- Electronics
- Batteries (all sizes and types)
- Hazardous Waste

Yard Waste Sites Parameters

- Be prepared to show proof of residency to attendant.
- Loads should be tarped and secured.
- Residential use only – no contractors or commercial properties.
- Loads must be manageable by persons dropping off as they are responsible for disposing of items.

Both yard waste sites will be closed on City observed holidays.

Listed are the holidays our offices and yard sites will be closed.

New Year's Day	Thanksgiving Day
Easter Day	Day after Thanksgiving
Memorial Day	Christmas Eve
Independence Day	Christmas Day
Labor Day	

SPRING YARD WASTE COLLECTION

The start of spring collection is determined by the weather. Our goal is to have 4 consecutive weeks. As soon as the dates are finalized, an announcement will be posted on the news section of our website, www.appleton.org, City of Appleton Public Works Facebook page, and City of Appleton Government Facebook page prior to the start of the spring collection.

Yard waste will be collected from the terrace on the day following your regular garbage day, NOT from the street gutter.

Yard waste must be in containers, lawn and leaf paper bags, or tied in bundles with biodegradable twine. Please do not use plastic bags, boxes, tarps, or 55-gallon fiber barrels or their liners.

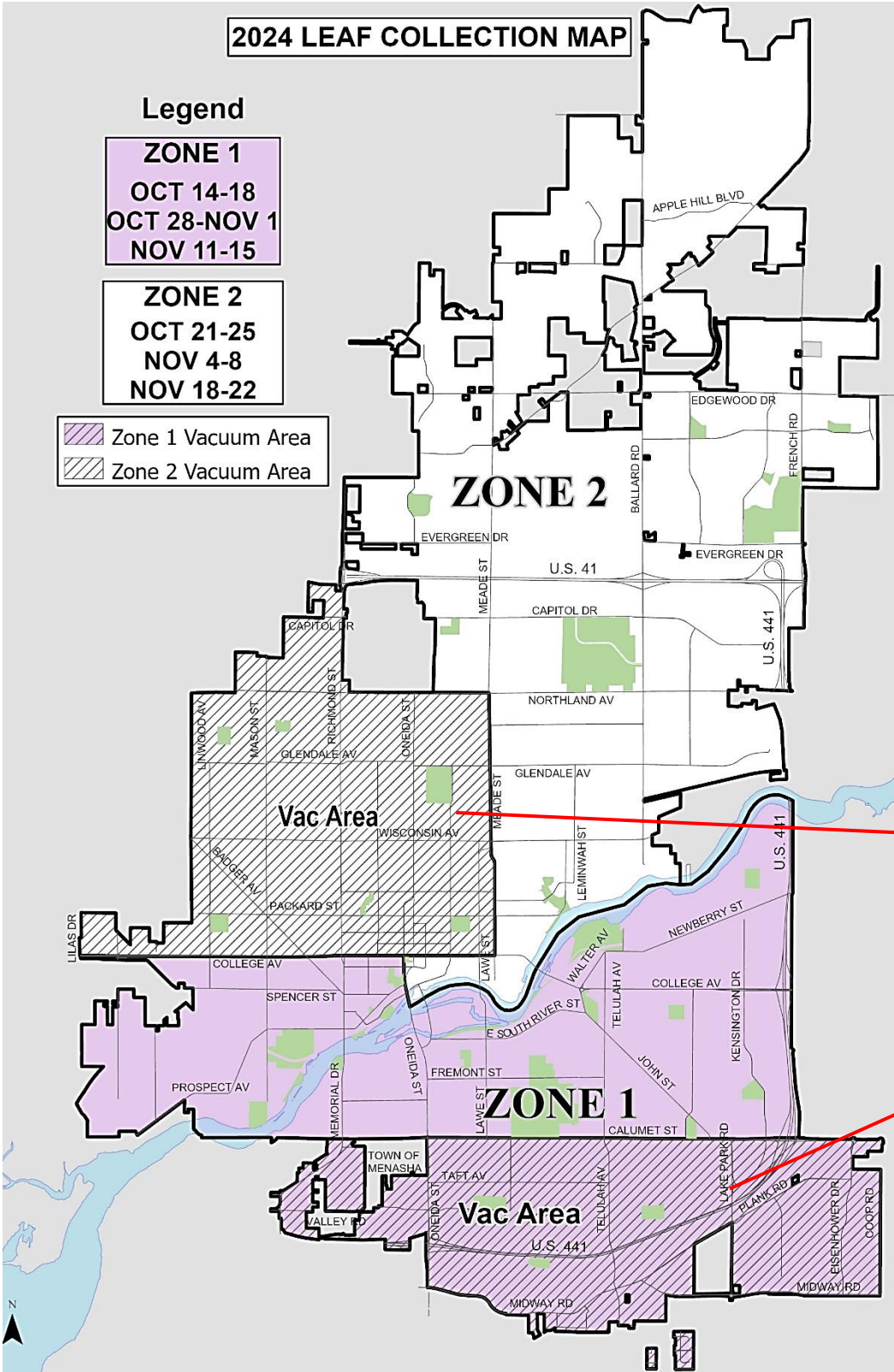
- Containers should have handles, be 33 gallons or less, and weigh less than 45 pounds when full.
- Paper lawn and leaf bags can be purchased at most hardware stores and home improvement centers.
- Branches and brush must be cut to **four-foot lengths** and be bundled with biodegradable twine. Bundles must be less than two feet around and weigh less than 45 pounds. Max branch width is **three-inch diameter**.
- In spring, branches, brush, and lawn bags must be placed on your terrace, between the sidewalk and the curb, the night before collection.

Branches, yard waste, and brush can also be taken to our two yard waste sites free of charge.



2024 FALL LEAF PICK UP

For fall leaf collection, rake leaves, small yard waste, and garden debris as specified below on the **Sunday night prior to your collection week**. Collections are at 2-week intervals from **October 14 through November 22**.



Customers in **Zone 1**: Beginning Sunday, October 13 and then every other Sunday through November 10.

Customers in **Zone 2**: Beginning Sunday, October 20 and then every other Sunday through November 17.

Residential properties **outside of the two vac areas** need to place leaves, bundled brush, and bagged yard waste in the street gutter. Do not place on the terrace.

Vac Area

Residential properties **inside the vac areas** need to place leaves, bundled brush, and bagged yard waste on the terrace area (between street & sidewalk). Do not place them in the street or on the sidewalk. Do not mix yard waste, brush, and leaves together. Vacuum units will primarily be used in these areas but may use other equipment to assist as needed.

If weather permits, there will be one additional non-scheduled pass through the city starting **November 24**. Winter may come early, and snow may prevent this additional pick up. If weather prevents the City from completing the leaf, brush, and yard waste pick up after your final collection week, **residents are responsible for leaf, brush, and yard waste disposal**. No additional special pick ups will be scheduled.

2024 FALL LEAF PICK UP

Branch/brush bundles and yard waste bags must be kept separate from leaf piles in all collection areas.

Branches, brush, and corn stalks must be cut down to **four-foot lengths** and **bundled** with biodegradable twine and not exceed **45 pounds**. Max branch width is **three-inch diameter**. No tree stumps, root balls or logs will be collected. Yard waste (plant material, flowers, vines, grass, etc.) **must be bagged** to be collected.

Bundled and bagged yard debris will be collected using large front-end loaders. Small items will not be picked off the terrace, so any branches/brush/yard waste that's **not bagged or bundled will be left behind**. Keep items accessible and **away from obstructions**, such as trees, mailboxes, fire hydrants and poles.

No containers, except lawn and leaf bags, will be collected. Plants still in pots, pumpkins, and vegetables will not be collected and should be placed in your black garbage cart.

Please keep piles low and close to the curb to help protect children and not block motorists' view.

Due to heavy traffic, properties on the following streets are encouraged to transport leaves to the yard waste sites rather than rake them to the curb: Ballard Rd, College Ave, Oneida St, Wisconsin Ave, Newberry St, Mason St (north of Prospect Ave) and Lawe St (from College Ave to Wisconsin Ave).

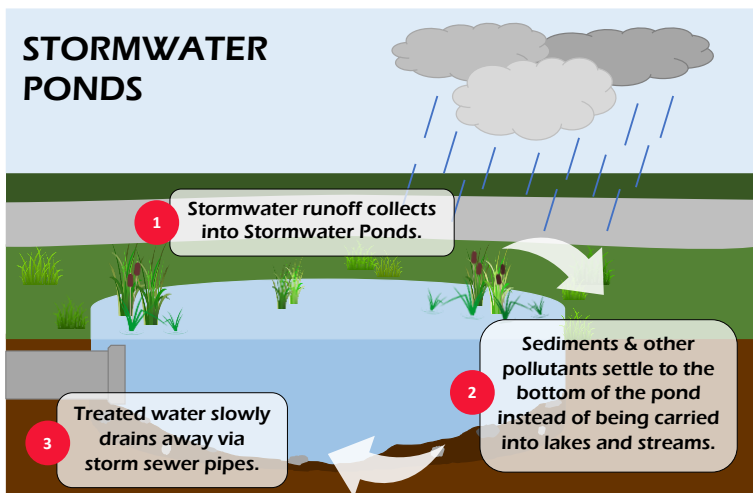
Leaves, branches, and brush can also be taken to our two yard waste sites free of charge. Please see page 7 for locations and hours.

Looking for another way to dispose of your leaves? Consider mulching them!

- Save time by not raking.
- Decomposing leaves add organic matter to your yard.
- The nutrients in the leaves fertilize your lawn as they break down.
- Save the expense of leaf disposal.

STORMWATER

STORMWATER PONDS



Stormwater Ponds are essential for flood control and water quality. Buildings and pavement cause more rain and snowmelt to run off the land surface rather than soak in, picking up pollutants along the way. The native plants growing along the shore of the ponds, which may look like weeds, are also a benefit to the pond. They prevent shoreline erosion, slow down the flow of stormwater, filter polluted runoff, and provide habitats for fish and other animals.

GRASS CLIPPINGS

Did you know that keeping grass clippings on your lawn after mowing is good for your yard and our water ways?

Letting the clippings fall into the lawn helps keep the soil moist and restores nutrients over time. Grass clippings are natural fertilizer! It contains nitrogen like what can be found in lawn fertilizer.

Additionally, keeping it out of our streets prevents it from entering our storm sewer and ending up in our water ways. Grass clippings contain phosphorus, the nutrient that feeds the algae blooms in our lakes and streams.



Get Involved in Protecting our Waterways!

Fox-Wolf Watershed Alliance offers several ways for people of all ages and abilities to get involved to help make a positive difference in your watershed. **Kids can help too!** For more information go to <https://fwwa.org/>

STREET SWEEPING

Street sweeping schedules vary throughout the city depending on street usages and whether the water runoff will be directly returned to the local waterways or if it will be sent to a stormwater pond. Areas that are tributary to a stormwater pond will be swept every 6 weeks, while those that are directly returned to lakes or streams are swept every 3 weeks. Due to commercial and industrial traffic on some of the city streets, sweeping is done every 10 days in those locations to help remove pollutants, heavy metals, and garbage before they make it into the local waterways.



WINTER SNOW GUIDELINES



Winter weather is inevitable. To help make your travels safe, we offer the following guidelines:

- Please provide safe sidewalks for pedestrians. The owner or occupant of the property immediately adjacent to a public sidewalk is responsible for the snow/ice removal no later than 36 hours following the end of the snowfall. **This includes any handicap access ramps along the perimeter of the premises.**
- Snowplows can generate flying snow and salt. Please **stay back 50 feet, be patient and do not pass a plow on the right side.**
- Please **do not park vehicles on the street** following a snowfall. Plows cannot get close to the curb, causing extra plowing which costs additional tax dollars. Cars parked on the street between 2:00 a.m. and 5:00 a.m. may be ticketed and towed.
- Please **do not park in driving lanes** if snow is blocking the parking lane.
- Please do not park your vehicle at the end of your driveway in a way that would impede the City plow.
- **Do not place garbage/recycling carts on snowbanks or in the road.** Place carts in driveway openings.
- **Do not blow, plow, or throw snow onto any City street or sidewalk.** Snow blown, plowed, or shoveled onto any city right-of-way is subject to a citation.
- The City does not have the resources to provide snow removal from private sidewalks, handicap access ramps, or driveway aprons. If you need assistance with snow removal, we suggest contacting a relative, friend, neighbor or hiring a contractor to remove the snow for you.
- Crews will, when feasible, apply the following standard when plowing snow in cul-de-sacs: one full pass will be made around the perimeter, pushing the snow to the middle of the cul-de-sac. Then as time allows, the snow will be hauled out of the center.
- Please **keep the catch basin adjacent to your property free from ice and snow** to help prevent flooding.
- Consider adopting one of the City's 3,300 fire hydrants this winter by keeping it clear of snow. This will help our Fire Department find a water source in an emergency.

Please visit our website's winter page for more information.

For questions about snow and ice operations, please call the Public Works Operations Division at (920) 832-5580.

For questions about unshoveled sidewalks, please call Public Works Engineering Division at (920) 832-6474.

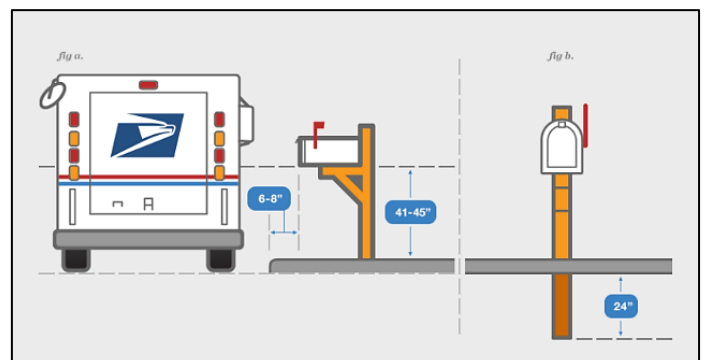
OVERNIGHT PARKING

Parking is not allowed on any City street, 365 days per year, from 2 a.m. to 5 a.m. Why does the City of Appleton not allow overnight parking on city streets? The reasons range from operational benefits for the Department of Public Works, police operations, to aesthetic reasons. The City performs various operations that occur at night (i.e. garbage/recycling pick up, street sweeping, leaf pick up and snow plowing), all of which are accomplished more efficiently without vehicles parked on the street. This restriction also keeps neighborhoods looking cleaner overall. Applying for an Overnight Parking Permit can be completed online via our website under the "Online Services" tab, then click "Overnight Parking".

**NO
OVERNIGHT
PARKING**

MAILBOX PLACEMENT

Proper mailbox placement is important for City crews as well as Post Office mail carriers. The City of Appleton will not be responsible for any mailbox damage during city operations that does not meet Post Office guidelines. Visit www.usps.com/manage/mailboxes.htm for additional information.





DEPARTMENT OF
**PUBLIC
WORKS**

*****ECRWSSDDM*****

POSTAL CUSTOMER

PRESRT STD
U.S POSTAGE
PAID
APPLETON, WI
PERMIT #11

CARRIER ROUTE ECRWSS

COME JOIN OUR TEAM!

If you are interested in working for the City of Appleton, all open job positions can be found on our website. Go to Appleton.org and find the "Employment" button towards the bottom of the screen.



RESOURCE RECOVERY PARK



Outagamie County
RECYCLING & SOLID WASTE

Welcome to the Outagamie County Resource Recovery Park!

This new site allows customers to safely unload their materials in source separated bins. Source separation allows for higher recovery rates of valuable resources. This creates longer term landfill airspace for municipalities in Outagamie County. You do not have to live in Outagamie County to use the drop off site. All residents are welcome to use their Resource Recovery Park.

Be sure to go check out our friends at Outagamie County's Resource Recovery Park located at 1919 Holland Rd. (Gate #3), Appleton, WI

