AGENDA
COUNTY OF AMELIA BOARD OF SUPERVISORS
AMELIA COUNTY HIGH SCHOOL
WEDNESDAY, JUNE 15, 2022 AT 7:00 PM

REGULAR MEETING

1. **CALL TO ORDER/DETERMINATION OF QUORUM-CHAIRMAN**
2. **INVOCATION AND PLEDGE OF ALLEGIANCE**
3. **CONSENT AGENDA**
   - A. Approve/Amend Board Agenda
   - B. Approval of Minutes
     May 18, 2022 Regular Meeting
   - C. Approval of Financial Reports
     Treasurer's Accountability Report
     Revenue Reports
     Expense Reports
     Accounts Payable Reports
4. **PUBLIC COMMENTS**
5. **STAFF/COMMITTEES/ORGANIZATION REPORTS AND PRESENTATIONS**
   - A. VDOT Monthly Status Report
   - B. Amelia School Board Reports
   - C. Board of Supervisors Committee and Activity Reports
6. **COMMUNITY DEVELOPMENT**
   - A. Public Hearing-Ordinance Text Amendment-M-1 and M-2 Building Setbacks
7. **OLD/NEW BUSINESS**
   - A. Public Hearing- Secondary Road Six-Year Improvement Plan
   - B. Committee Appointments
   - C. CRC-Go Virginia Grant Application
   - D. STEPS Temporary Housing Project
   - E. Amelia Technology Systems and Social Media Policy
   - F. Special Exception Permit-Amelia Energy Facility, LLC

G. Siting Agreement-Amelia Energy Facility, LLC

H. Special Event Permit and Road Closure-National Night Out

I. Special Event Permit-Amelia County Fair

J. CRC/VDOT Sidewalk Project Discussion

8. COUNTY ADMINISTRATOR'S REPORT

A. Waste Management

B. CRC Items of Interest

C. DMV Select Report

9. BOARD OF SUPERVISORS' COMMENTS

10. CLOSED MEETING

11. MOTION TO ADJOURN OR CONTINUE MEETING

VIRGINIA: AT A REGULAR MEETING OF THE COUNTY OF AMELIA BOARD OF SUPERVISORS HELD AT THE AMELIA COUNTY HIGH SCHOOL ON WEDNESDAY, MAY 18, 2022.

PARTICIPANTS:

DAVID M. FELTS	District 1
DEXTER JONES	District 2
SHAUN WEYANT	District 3
H. JOSEPH EASTER, IV	District 4
TODD ROBINSON	District 5

Board of Supervisors

A. TAYLOR HARVIE, III, County Administrator
BRENDA ARTHUR, Assistant Administrator
HOLLY P. STEELE, County Planner
JEFF GORE, County Attorney

Chairman Felts called the May 18, 2022 Regular Meeting of the Amelia County Board of Supervisors to order at 7:00 P.M. and determined there was a quorum with all five members participating. Supervisor Felts offered the invocation and everyone joined in the Pledge of Allegiance.

CONSENT AGENDA

- The agenda was amended to remove budget amendments.
- The following minutes were approved with changes on a motion by Supervisor Easter:
  - April 20, 2022 Regular Meeting
  - April 28, 2022 Continued Meeting
- The April Financial reports were approved on a motion by Supervisor Weyant.

PUBLIC COMMENTS

- Laura Walsh asked "what's gonna happen" to the Commissioner of the Revenue when the County administrator pushes her out.
- Suzy Gunter spoke about a flash drive that has been distributed to citizens in the County.
- Grace Weyant expressed her displeasure with the comments made at the April budget meeting regarding her and husband, Shaun Weyant.

- Lee Walsh commented on the information on a flash drive and accused the county administrator and finance director of lying about his wife to the Virginia State Polise,

- Diana Morris stated that the proposed solar farm would reduce the value of adjoining property.

- Paul Hill spoke in opposition to the solar farm.

- Robby Parsons said the solar farm would "devaluate" his property.

- Bobby Lipes said he was not for or against solar farms and believed property owners should be able to do what they want with their property but he thought solar panels was a fad.

- Amber Shaffer reiterated her knowledge and experience with IT.

STAFF/COMMITTEE/ORGANIZATIONAL REPORTS AND PRESENTATIONS

- The Honorable Thomas Stark, IV shared plans for District Court Expansion. He announced that Melissa Gill, Clerk of the General District Court and Juvenile Domestic Relations Court, had been named Employee of the Year and recognized her for her outstanding service not only to Amelia but oversaw Powhatan General District Court when their clerk became ill.

- Rebecca Worley, of VDOT, gave a report on road projects in the County.

- Dr. Harper and Carly Bullock reported on Amelia School Board activities and financial reports. A supplemental appropriation was approved on a motion by Supervisor Easter.

- The Board reported on meetings they have attended.

COMMUNITY DEVELOPMENT

- Following last month's public hearing, on a motion by Supervisor Easter, the Board unanimously approved the conditional rezoning requested by Roy Lanford to operate a cement plant.

OLD/NEW BUSINESS

- On a motion by Supervisor Easter, the Board unanimously approved the acceptance of the VATI grant.

- On a motion by Supervisor Robinson, the Board unanimously approved the signing of the ground lease for the Manboro Tower.

- The Board requested County Attorney to update the Technology Systems and Social Media Policy and bring it back to the June meeting. Supervisor Easter also requested that the county document a written policy for surplus items and bring it to the Board for review.

- No action was taken on a request for cash match for GoVirginia Enhanced Capacity Grant.

- On a motion by Supervisor Easter, the Board approved a special event permit to hold a Lavendar Festival, with no fees from the Amelia County Rescue.

- Rebecca Worley, of VDOT, presented on overview of the Secondary Six-year plan. Supervisor Felts motioned to have Stoney Point road added and the Board unanimously approved. A resolution will be drafted and a public hearing will be held.

- After no one spoke at the public hearing, and on a motion by Supervisor Easter, the Board approved the Revenue Sharing Ordinance, allowing the County to assess fees to certain solar energy projects in accordance with Virginia State Law.

- A public hearing was held for a special exception permit for Amelia Energy Facility, LLC. Diana Morris, Trisha Patton, Paul Hill, and Bobby Lipes spoke in opposition to the solar project. Justin Wade and Martin Konkel spoke in support of the project. Supervisor Robinson motioned to defer voting until the June meeting to consider all information that was presented.

- A public hearing was held for the siting agreement. No one spoke and the Board unanimously agreed to defer action for 30 days.

COUNTY ADMINISTRATOR'S REPORT

- The host fee check from Waste Management for April 2022 was $263, 578.21.

- CRC submitted the April Items of Interest.

- DMV Select submitted financial reports for March 2022.

- Columbia Gas of Virginia submitted a request for rate increase.

- Certification of No Objection from the Attorney General's Office was submitted.

- A Supplemental Appropriation for Rolling Meadows was shared with the Board.

BOARD MEMBERS COMMENTS/REPORTS

District 1-The Honorable David M. Felts

Supervisor Felts said he thought it was a good meeting with no personal attacks.

District 3-The Honorable Shaun Weyant

Supervisor Weyant thanked everyone for their support. He spoke about appreciation for his wife.

District 4-the Honorable H. Joseph Easter, IV

Supervisor Easter spoke about his family being attacked and found it ironic to have a board member talk about pot stirring and then doing it.

District 5-The Honorable Todd Robinson

Supervisor Robinson thanked RJ Smith for the work at the Soccer field at no charge to the County. He talked about pot stirrers.

MOTION TO ADJOURN/CONTINUE MEETING

There being no other business, the May 18, 2022 Regular meeting was adjourned.

ATTEST: Minutes Approved: June 15, 2022

A. Taylor Harvie, III
Amelia County Administrator

David M. Felts, Jr., Chairman
Amelia County Board of Supervisors

ACCOUNT NUMBER	ACCOUNT DESCRIPTION	BEG. YR BALANCE	PREVIOUS BALANCE	DEBIT	CREDIT	ENDING BALANCE
	** TREASURER'S ACCOUNTABILITY **					
	ASSETS					
100-0101	Cash in Office	1,000.00	1,000.00			1,000.00
100-0104	Petty Cash-DMV Select	200.00	200.00			200.00
100-0105	Petty Cash - Library	250.00	250.00			250.00
100-0106	Hindle Building Bell	5,603.66	5,604.15			5,604.15
100-0107	LGIP-N S Montague Mem Sch Fund	37,792.39	38,133.46	180.00		38,313.46
100-0108	Cash Proffers-BB&T	772,318.06	808,569.75			808,569.75
100-0110	Petty Cash - County Administrator	150.00	150.00			150.00
100-0111	IPR CDBG Program Income	28,392.41	30,142.41	155.00		30,297.41
100-0112	LGIP-$5 Decal Road Fee	893,370.97	973,442.22	1,872.00	16,998.84-	958,315.38
100-0114	Amelia Cty/AM Radio Partners MM	10,607.67	10,632.07			10,632.07
100-0115	Petty Cash - Sheriff	150.00	150.00			150.00
100-0116	Amelia Cty Cleanup Program DDA	20,625.16	23,625.16			23,625.16
100-0117	Amelia County-CH Security		21,488.89			21,488.89
100-0118	Johnny F Black Scholarship	7,655.06	9,977.83		1,000.00-	8,977.83
100-0119	Project LifeSaver	2,802.27	6,301.45	25.00		6,326.45
100-0120	CBT NJS Excess Proceeds		1,800.22			1,800.22
100-0200	CBT General Fund					
100-0201	CBT - General FD	2,628,157.75	6,628,888.08	1,361,254.92	1,478,684.11-	6,511,458.89
100-0202	CBT-Credit Card/Debit Card Accoun	1,396.31	2,108.60	530.62	677.82-	1,961.40
100-0203	Virginia Investment Pool - GF	1,078,642.78	1,079,847.73			1,079,847.73
100-0204	CBT - School	457,678.39	320,041.74	1,754,067.02	1,608,674.58-	465,434.18
100-0205	CBT - Cafeteria	427,319.43	596,046.22	113,092.70	116,936.76-	592,202.16
100-0209	Waste Managemt/LF-CBT (1152410)	293,757.37	301,751.19			301,751.19
100-0211	LGIP - Library Expansion Account	28,435.42	28,465.05			28,465.05
100-0217	FASP Federal Commonwealth Attorne					
100-0304	LGIP - General Fund	794,744.95	264,141.99		12,604.96-	251,537.03
100-0307	Landfill - Money Market Acct					
100-0308	Evergreen - Landfill					
100-0309	Landfill Funds/Cty/CBT MM (115245	849,156.80	870,226.73			870,226.73
100-0310	LGIP - Amelia County EDA	624,259.31	1,077,996.44	10,552.96		1,088,549.40
100-0312	LGIP - FASP Sheriff	18,109.15	18,128.00			18,128.00
100-0313	LGIP - FASP Comm Atty	4,749.80	4,154.32			4,154.32
100-0314	LGIP - M. E. HARRIS SCHOLAR FUND	4,876.17	4,380.91			4,380.91
100-0316	LGIP - FASP Federal Sheriff	8,133.18	8,141.33			8,141.33
100-0400	LGIP - Wright Scholarship					
100-0401	JAG Scholarship - INT/LOSS/GAINS	293,868.92	252,377.99			252,377.99
100-0402	CBT GF CD	2,034,849.08	2,041,011.00			2,041,011.00
100-0403	CBT GF CD 12/2020	1,500,000.00	1,506,928.00			1,506,928.00
100-0405	CB&T - P/F MM - General Fund	3,334,003.81	3,465,889.51	88,285.18		3,554,174.69
100-0406	United Bank - CD - GF					
100-0409	CD-Rolling Meadows Subd Sec 2	24,611.13				
100-0410	CD-CBT-Landfill Inv-2/3 yr	2,417,176.79	2,417,176.79			2,417,176.79
100-0411	CD-CBT-Landfill Inv-P/F MM	761,592.55	761,592.55			761,592.55
100-0501	SCHWAB/CAPRIN - County INT/LOSS/G	1,150,861.18	1,140,226.28			1,140,226.28
100-0505	US Bank/Snap 2005C VRA					
	ASSETS	20,517,297.92	24,720,988.06	3,330,015.40	3,235,577.07-	24,815,426.39
	TOTAL ASSETS	20,517,297.92	24,720,988.06	3,330,015.40	3,235,577.07-	24,815,426.39

ACCOUNT NUMBER	ACCOUNT DESCRIPTION	BEG. YR BALANCE	PREVIOUS BALANCE	DEBIT	CREDIT	ENDING BALANCE
	** LIABILITIES **					
	** FUND EQUITY **					
300-0100	General Fund	5,250,247.95-	6,608,375.18-	1,291,012.53	745,473.36-	6,062,836.01-
300-0101	Landfill Inv Fund	3,274,154.17-	3,295,224.10-			3,295,224.10-
300-0105	Waste Management/Landfill Funds	1,047,529.34-	1,055,523.16-			1,055,523.16-
300-0106	Hindle Building - Bell	5,603.66-	5,604.15-			5,604.15-
300-0107	N S Montague Mem Scholar Fund	37,792.39-	38,133.46-		180.00-	38,313.46-
300-0108	Cash Proffers	772,318.06-	808,569.75-			808,569.75-
300-0110	$5 Decal Road Fee	893,370.97-	973,442.22-	16,998.84	1,872.00-	958,315.38-
300-0111	IPR CDBG Program Income	28,392.41-	30,142.41-		155.00-	30,297.41-
300-0112	NON-JUDICIAL SALE EXCESS PROCEEDS		1,800.22-			1,800.22-
300-0114	Amelia Cty/AM Radio Partners MM	10,607.67-	10,632.07-			10,632.07-
300-0115	Johnny F Black Scholarship	7,655.06-	9,977.83-	1,000.00		8,977.83-
300-0116	Amelia Cty Cleanup Program DDA	20,625.16-	23,625.16-			23,625.16-
300-0117	Amelia County-CH Security		21,488.89-			21,488.89-
300-0119	Project LifeSaver	2,802.27-	6,301.45-		25.00-	6,326.45-
300-0201	VPA Fund			48,615.94	48,615.94-	
300-0211	Library Expansion Account	28,435.42-	28,465.05-			28,465.05-
300-0214	Forfeited Assets Sheriff Fund	18,109.15-	18,128.00-			18,128.00-
300-0215	Forfeited Assets Comm Atty Fund	4,749.80-	4,154.32-			4,154.32-
300-0216	Forfeited Assets Clearing Fund	146.27-	146.27-			146.27-
300-0220	FASP Federal Sheriff	8,133.18-	8,141.33-			8,141.33-
300-0251	School Fund			1,744,664.58	1,744,664.58-	
300-0254	Textbook Fund	457,678.39-	320,041.74-		145,392.44-	465,434.18-
300-0256	CARES					
300-0259	School Cafeteria	427,319.43-	596,046.22-	116,936.76	113,092.70-	592,202.16-
300-0304	Capital Improvement Fund	7,564,211.02-	9,914,907.64-	27,399.98	506,041.21-	10,393,548.87-
300-0402	CBT GF Interest Earned	34,849.08-	41,011.00-			41,011.00-
300-0403	CBT GF CD 12/2020 Interest Earned		6,928.00-			6,928.00-
300-0407	Rolling Meadows Subd Sec 2	24,611.13-				
300-0501	EDA Fund	624,259.31-	1,077,996.53-		10,552.96-	1,088,549.49-
300-0502	Sanitary District Fund	371,124.21	495,737.85	27,924.03	36,083.41-	487,578.47
300-0715	WFW Scholarship Fund					
300-0716	JGA Scholarship - INT/LOSS/GAINS	293,868.92-	252,377.99-			252,377.99-
300-0733	Special Welfare Fund	19,809.94-	21,306.33-	557.00	811.19-	21,560.52-
300-0735	M E Harris Scholar - Fund Balance	4,876.17-	4,380.91-			4,380.91-
	** FUND EQUITY **	20,491,032.11-	24,687,133.53-	3,275,109.66	3,352,959.79-	24,764,983.66-
	TOTAL PRIOR YR FUND BALANCE	20,491,032.11-	24,687,133.53-	3,275,109.66	3,352,959.79-	24,764,983.66-
	TOTAL REVENUE					
	TOTAL EXPENDITURE					
	TOTAL CURRENT FUND BALANCE					
	TOTAL LIABILITIES AND FUND BALANCE		24,687,133.53-	3,275,109.66	3,352,959.79-	24,764,983.66-
	** OTHER ACCOUNTS **					
401-0001	Treasurer's Deferred Account					

ACCOUNT NUMBER	ACCOUNT DESCRIPTION	BEG. YR BALANCE	PREVIOUS BALANCE	DEBIT	CREDIT	ENDING BALANCE
401-0002	Cash Over and Short	455.00	455.00			455.00
401-0003	Unreconciled Revenue	391.24	391.24			391.24
	Treasurer's Deferred Account	846.24	846.24			846.24
402-0001	OVERPAYMENTS	139.56-	64.26-	3,100.11	3,035.85-	
402-0002	Prepaid Taxes - RE	11,921.58-	4,295.21-		6,777.63-	11,072.84-
402-0003	Prepaid Taxes - PP	14,602.57-	13,383.55-		5,979.83-	19,363.38-
	OVERPAYMENTS	26,663.71-	17,743.02-	3,100.11	15,793.31-	30,436.22-
	** PUBLIC WATER/SEWER PAYMENTS **					
410-0420	Public water/sewer	1,004.12-	1,004.12-			1,004.12-
	** PUBLIC WATER/SEWER PAYMENTS **	1,004.12-	1,004.12-			1,004.12-
451-0001	Commonwealth Current Credit Accou		19,426.16-	5,878.00	9,653.00-	23,201.16-
451-0002	Commonwealth Current Debit Accoun		270.00-		120.00-	390.00-
	Commonwealth Current Credit Account		19,696.16-	5,878.00	9,773.00-	23,591.16-
	** UNCOLLECTED STATE TAXES **					
460-2016	Uncollected 2016 State Income Tax					
460-2017	Uncollected 2017 State Income Tx					
460-2018	Uncollected 2018 State Income Tax					
460-2019	Uncollected 2019 State Income Tax					
460-2020	Uncollected 2020 State Income Tax					
460-2021	Uncollected 2021 State Income Tax		2,149.00	2,399.00	3,180.00-	1,368.00
460-2022	Uncollected 2022 State Income Tax					
460-2023	Uncollected 2023 State Income Tax					
460-9999	RESERVE FOR UNCOLL ST INCOME TAXE		2,149.00-	3,180.00	2,399.00-	1,368.00-
	** UNCOLLECTED STATE TAXES **			5,579.00	5,579.00-	
465-2016	Uncollected 2016 Est St Inc Tax					
465-2017	Uncollected 2017 Est St Inc Tax					
465-2018	Uncollected 2018 Est St Inc Tax					
465-2019	Uncollected 2019 EST ST INC TAX	121,692.00-	121,692.00-			121,692.00-
465-2020	Uncollected 2020 Est St Inc Tax	138,405.00-	138,405.00-			138,405.00-
465-2021	Uncollected 2021 Est ST Inc Tax	23,862.00-	108,358.00-			108,358.00-
465-2022	Uncollected 2022 Est St Inc Tax		1,765.00-	6,218.00	6,473.00-	2,020.00-
465-2023	Uncollected 2023 Est St Inc Tax					
465-9999	RESERVE FOR UNCOLLECTED EST ST TA	283,959.00	370,220.00	6,473.00	6,218.00-	370,475.00
	Uncollected 2016 Est St Inc Tax			12,691.00	12,691.00-	
490-0000	* COLLECTION OF OTHER ST MONIES *					
490-0001	Penalty	310.80-	310.80-			310.80-
490-0002	Interest	16.82-	16.82-			16.82-
490-0003	Sheriff Fees	13,939.16-	20,176.44-			20,176.44-
490-0004	Forest Products					
490-0005	Other state coll					
490-9999	RESERVE OTHER ST MONIES,PN,IN,ETC	14,266.78	20,504.06			20,504.06
	* COLLECTION OF OTHER ST MONIES *					
		26,821.59-	37,597.06-	27,248.11	43,836.31-	54,185.26-

ACCOUNT NUMBER	ACCOUNT DESCRIPTION	BEG. YR BALANCE	PREVIOUS BALANCE	DEBIT	CREDIT	ENDING BALANCE
	UNCOLLECTED TAXES - COUNTY					
	Uncollected Real Estate Taxes					
501-1999	Uncollected RE Taxes - 1999					
501-2000	Uncollected RE Taxes - 2000					
501-2001	Uncollected RE Taxes - 2001	506.73				
501-2002	Uncollected RE Taxes - 2002	528.31	420.50		74.06-	346.44
501-2003	Uncollected RE Taxes - 2003	664.82	460.46			460.46
501-2004	Uncollected RE Taxes - 2004	641.68	437.32			437.32
501-2005	Uncollected RE Taxes - 2005	661.52	437.32			437.32
501-2006	Uncollected RE Taxes - 2006	1,304.99	955.08			955.08
501-2007	Uncollected RE Taxes - 2007	1,810.73	1,198.86		38.01-	1,160.85
501-2008	Uncollected RE Taxes - 2008	1,810.73	1,509.73			1,509.73
501-2009	Uncollected RE Taxes - 2009	2,262.00	1,721.43		20.54-	1,700.89
501-2010	Uncollected RE Taxes - 2010	2,541.61	2,064.44		2.01-	2,062.43
501-2011	Uncollected RE Taxes - 2011	3,363.59	2,848.84		29.75-	2,819.09
501-2012	2012 Real Estate Tax	4,241.23	3,192.27			3,192.27
501-2013	2013 Real Estate Tax	6,648.41	4,547.77		12.68-	4,535.09
501-2014	2014 Real Estate Tax	10,675.06	6,238.83			6,238.83
501-2015	2015 Real Estate Tax	14,626.79	8,626.08		142.79-	8,483.29
501-2016	2016 Real Estate Tax	21,433.85	11,126.43		216.53-	10,909.90
501-2017	2017 Real Estate Tax	28,272.72	14,572.78		181.47-	14,391.31
501-2018	2018 Real Estate Tax	39,203.07	19,211.49		1,151.89-	18,059.60
501-2019	2019 REAL ESTATE TAX	69,896.87	36,987.57		2,507.86-	34,479.71
501-2020	2020 Real Estate Tax	169,079.99	72,654.64		5,327.01-	67,327.63
501-2021	2021 Real Estate Tax		187,802.00		14,000.01-	173,801.99
501-2022	2022 Real Estate					
501-2023	2023 Real Estate Tax					
501-9999	RESERVE for Uncoll RE TAXES	380,174.70-	377,013.84-	23,704.61		353,309.23-
	Uncollected Real Estate Taxes			23,704.61	23,704.61-	
502-0000	Uncollected Personal Property Tax					
502-2013	Uncollected PP Taxes - 2013					
502-2014	Uncollected PP Taxes - 2014					
502-2015	Uncollected PP Taxes - 2015					
502-2016	Uncollected PP Taxes - 2016	34,602.24				
502-2017	Uncollected PP Taxes - 2017	39,419.34	29,650.00		835.59-	28,814.41
502-2018	2018 Pers Prop Fire & Res-ABA	65,066.59	45,529.41		3,195.61-	42,333.80
502-2019	2019 PERONAL PROP-FIRE & RES-ABA	121,718.19	79,033.31		4,314.27-	74,719.04
502-2020	2020 Personal Prop Fire & Res - A	312,363.47	138,597.91	5,583.17	15,330.83-	128,850.25
502-2021	2021 Personal Property Fire & Res		523,214.97	3,785.22	64,576.37-	462,423.82
502-2022	2022 Personal Property Fire & Res					
502-2023	2023 Personal Property Fire & Res					
502-9999	RESERVE for Uncoll PP TAXES	573,169.83-	816,025.60-	88,208.12	9,323.84-	737,141.32-
	Uncollected Personal Property Taxes			97,576.51	97,576.51-	
	PUBLIC SERVICE CORPORATION					
503-2015	2015 Public Service Corporation					
503-2016	2016 Public Service Corporation					

ACCOUNT NUMBER	ACCOUNT DESCRIPTION	BEG. YR BALANCE	PREVIOUS BALANCE	DEBIT	CREDIT	ENDING BALANCE
503-2017	2017 Public Service Corporation					
503-2018	2018 Public Service Corporation					
503-2019	2019 PUBLIC SERVICE CORPORATION					
503-2020	2020 Public Service Corporation					
503-2021	2021 Public Service					
503-2022	2022 Public Service					
503-2023	2023 Public Service					
503-9999	RESERVE for Uncoll PS Corp TAXES					
	PUBLIC SERVICE CORPORATION					
504-2013	Uncollected VL Assessment 2013					
504-2014	Uncollected VL Assessment 2014					
504-2015	Vehicle License Tax 2015					
504-2016	Vehicle License Tax 2016	5,889.50				
504-2017	Vehicle License Tax 2017	7,418.18	5,647.94		59.76-	5,588.18
504-2018	Vehicle License Tax 2018	12,130.74	9,113.81		209.12-	8,904.69
504-2019	VEHICLE LICENSE TAX 2019	19,596.48	12,000.84	25.00	1,045.49-	10,980.35
504-2020	Vehicle License Tax 2020	52,045.66	21,038.95	66.45	1,692.97-	19,412.43
504-2021	Vehicle License Tax - 2021		68,389.63	35.00	6,470.50-	61,954.13
504-2022	Vehicle License Tax - 2022		50.00			50.00
504-2023	Vehicle License Tax - 2023					
504-9999	Reserve for Uncollected VL	97,080.56-	116,241.17-	9,421.39	70.00-	106,889.78-
	Uncollected VL Assessment 2013			9,547.84	9,547.84-	
505-0001	UNCOLL Rollback Tax					
505-9999	RESERVE for Uncoll Rollback Tax					
	UNCOLL Rollback Tax					
506-0001	Uncollected DMV Fees	41,480.12	54,140.66	325.00	275.00-	54,190.66
506-9999	Reserve - Uncollected DMV Fees	41,480.12-	54,140.66-	275.00	325.00-	54,190.66-
	Uncollected DMV Fees			600.00	600.00-	
507-2018	MINERALS UNDER DEVELOPMENT 2018					
507-2019	2019 MINERALS UNDER DEVELEOPMENT					
507-2020	2020 Minerals Under Development					
507-2021	2021 Minerals Under Development					
507-2022	2022 Minerals Under Development					
507-2023	2023 Minerals Under Development					
507-9999	RESERVE MINERALS UNDER DEVELOPMEN					
	MINERALS UNDER DEVELOPMENT 2018					
511-2012	2012 Commonwealth Request Made					
511-2013	2013 Commonwealth Request Made					
511-2014	2014 Commonwealth Request Made	1,041,373.25	1,041,373.25			1,041,373.25
511-2015	2015 Commonwealth Request Made	1,028,175.72	1,028,175.72			1,028,175.72
511-2016	2016 Commonwealth Request Made	1,011,472.17	1,011,468.94			1,011,468.94
511-2017	2017 Commonwealth Request Made	1,011,619.13	1,011,597.29			1,011,597.29
511-2018	2018 Commonwealth Request Made	1,024,733.53	1,024,708.29		6.12-	1,024,702.17

ACCOUNT NUMBER	ACCOUNT DESCRIPTION	BEG. YR BALANCE	PREVIOUS BALANCE	DEBIT	CREDIT	ENDING BALANCE
511-2019	2019 COMMONWEALTH REQUEST MADE	1,017,007.91	1,016,589.13		5.80-	1,016,583.33
511-2020	2020 Commonwealth Request Made	1,022,185.72	1,020,708.96	456.06	64.95-	1,021,100.07
511-2021	2021 Commonwealth Request Made		1,021,877.58	603.06	106.49-	1,022,374.15
511-2022	2022 Commonwealth Request Made					
511-2023	2023 Commonwealth Request Made					
511-9999	Possible C/W Reimbursement-RESERV	7,156,567.43-	8,176,499.16-	183.36	1,059.12-	8,177,374.92-
	2012 Commonwealth Request Made			1,242.48	1,242.48-	
				132,671.44	132,671.44-	
601-0000	** UNCOLLECTED PENALITIES **					
601-0001	Uncollected Penalty	2,209,927.63-	2,345,039.25-		10,921.32-	2,355,960.57-
601-9999	Reserve for Uncoll Penalty	2,209,927.63	2,345,039.25	10,921.32		2,355,960.57
	** UNCOLLECTED PENALITIES **			10,921.32	10,921.32-	
	** SANITARY DISTRICT UNCOLLEDTED **					
602-0502	Sewer AR	31,894.12	35,080.87			35,080.87
602-0503	Water Reconnect Fee	20,873.90	20,766.93		4.17-	20,762.76
602-0504	Penalty AR					
602-9999	RESERVE for Uncollected Sani Dist	52,212.24-	52,105.27-	4.17		52,101.10-
	** SANITARY DISTRICT UNCOLLEDTED **	555.78	3,742.53	4.17	4.17-	3,742.53
		555.78	3,742.53	10,925.49	10,925.49-	3,742.53
711-2005	Request C/W Reimbursement 2005					
711-2011	2011 C/W Reimbursement Received					
711-2012	C/W Reimbursement Received					
711-2013	2013 C/W REIMBURSEMENT RECEIVE					
711-2014	2014 C/W Reimbursement Received	1,019,212.97-	1,019,212.97-			1,019,212.97-
711-2015	2015 C/W Reimbursement Received	1,019,212.97-	1,019,212.97-			1,019,212.97-
711-2016	2016 C/W Reimbursement Received	1,019,212.97-	1,019,212.97-			1,019,212.97-
711-2017	2017 C/W Reimbursement Received	1,019,212.97-	1,019,212.97-			1,019,212.97-
711-2018	2018 C/W Reimbursement Received	1,019,212.97-	1,019,212.97-			1,019,212.97-
711-2019	2019 C/W REIMBURSEMENT RECEIVED	1,019,212.97-	1,019,212.97-			1,019,212.97-
711-2020	2020 C/W REIMBURSEMENT RECEIVE	1,019,212.97-	1,019,212.97-			1,019,212.97-
711-2021	2021 C/W Reimbursement Received	50,960.64-	1,019,212.97-			1,019,212.97-
711-2022	2022 C/W Reimbursement Received				50,960.64-	50,960.64-
711-2023	2023 C/W Reimbursement Received					
711-9999	Request C/W RESERVE	7,185,451.43	8,153,703.76	50,960.64		8,204,664.40
	Request C/W Reimbursement 2005			50,960.64	50,960.64-	
				50,960.64	50,960.64-	

REVENUE SUMMARY

--DETAIL-- 7/01/0001 - --DETAIL--

FUND #-100 **GENERAL FUND**

MAJOR ACCT#	DESCRIPTION	BUDGET AMOUNT	APPR. AMOUNT	CURRENT AMOUNT	Y-T-D AMOUNT	BALANCE	% REMAIN.
999	**GENERAL FUND**						
10000	**REVENUE FROM LOCAL SOURCES**						
11000	GENERAL PROPERTY TAXES						
11010	** REAL ESTATE TAXES **						
0001	Current Taxes - Real Estate	6,250,999.00	6,250,999.00	.00	.00	6,250,999.00	100.00
0002	Delinq. Taxes - Real Estate	185,000.00	185,000.00	.00	.00	185,000.00	100.00
2001	Real Estate Taxes - 2001	.00	.00	.00	7.50	7.50-	100.00-
2002	Real Estate Taxes - 2002	.00	.00	74.06	132.87	132.87-	100.00-
2003	Real Estate Taxes - 2003	.00	.00	.00	153.40	153.40-	100.00-
2004	Real Estate Taxes - 2004	.00	.00	.00	153.40	153.40-	100.00-
2005	Real Estate Taxes - 2005	.00	.00	.00	173.24	173.24-	100.00-
2006	Real Estate Taxes - 2006	.00	.00	.00	287.51	287.51-	100.00-
2007	Real Estate Taxes - 2007	.00	.00	38.01	581.08	581.08-	100.00-
2008	Real Estate Taxes - 2008	.00	.00	.00	232.20	232.20-	100.00-
2009	Real Estate Taxes - 2009	.00	.00	20.54	492.31	492.31-	100.00-
2010	Real Estate Taxes - 2010	.00	.00	2.01	422.85	422.85-	100.00-
2011	Real Estate Taxes - 2011	.00	.00	29.75	488.17	488.17-	100.00-
2012	2012 Real Estate Tax	.00	.00	.00	987.39	987.39-	100.00-
2013	2013 Real Estate Tax	.00	.00	12.68	2,051.75	2,051.75-	100.00-
2014	2014 Real Estate Tax	.00	.00	.00	4,372.04	4,372.04-	100.00-
2015	2015 Real Estate Tax	.00	.00	142.79	6,076.69	6,076.69-	100.00-
2016	2016 Real Estate Tax	.00	.00	216.53	10,457.14	10,457.14-	100.00-
2017	2017 Real Estate Tax	.00	.00	181.47	13,814.60	13,814.60-	100.00-
2018	2018 Real Estate Tax	.00	.00	495.30	20,874.38	20,874.38-	100.00-
2019	2019 REAL ESTATE TAX	.00	.00	1,837.30	35,114.70	35,114.70-	100.00-
2020	2020 Real Estate Tax	.00	.00	5,327.01	101,963.26	101,963.26-	100.00-
2021	2021 Real Estate Tax	.00	.00	14,000.01	6,168,846.12	6,168,846.12-	100.00-
	** REAL ESTATE TAXES **	6,435,999.00	6,435,999.00	22,377.46	6,367,682.60	68,316.40	1.06
11011	** REAL ESTATE TAXES **						
2021	2021 Minerals Under Development	.00	.00	.00	1,238.56	1,238.56-	100.00-
	** REAL ESTATE TAXES **	.00	.00	.00	1,238.56	1,238.56-	100.00-
11020	** PUBLIC SERVICE CORP TAXES **						
0001	PSC - RE - Current	280,500.00	280,500.00	.00	2,824.07	277,675.93	98.99
0002	PSC - RE - Delinquent	.00	.00	.00	241,588.27	241,588.27-	100.00-
0003	PSC - PP - Current	3,569.00	3,569.00	.00	.00	3,569.00	100.00
	** PUBLIC SERVICE CORP TAXES **	284,069.00	284,069.00	.00	244,412.34	39,656.66	13.96
11031	** PERSONAL PROPERTY TAXES **						
0001	Current Taxes-Per Prop/Fil Pen	3,450,469.00	3,450,469.00	.00	.00	3,450,469.00	100.00
0002	Delinq. Taxes - Per Property	285,000.00	285,000.00	.00	.00	285,000.00	100.00
2016	2016 Personal Prop-Fire & Rescue	.00	.00	.00	2,478.39	2,478.39-	100.00-
2017	2017 Personal Prop - Fire & Rescue	.00	.00	835.59	10,223.64	10,223.64-	100.00-
2018	2018 Personal Prop-Fire & Rescue	.00	.00	3,174.93	19,488.17	19,488.17-	100.00-
2019	2019 PERSONAL PROP - FIRE & RESCUE	.00	.00	4,232.41	45,571.47	45,571.47-	100.00-
2020	2020 Personal Prop Fire & Rescue	.00	.00	11,464.81	178,815.11	178,815.11-	100.00-

REVENUE SUMMARY

--DETAIL-- 7/01/0001 - --DETAIL--

FUND #-100 **GENERAL FUND**

MAJOR ACCT#	DESCRIPTION	BUDGET AMOUNT	APPR. AMOUNT	CURRENT AMOUNT	Y-T-D AMOUNT	BALANCE	% REMAIN.
	** PERSONAL PROPERTY TAXES **						
2021	2021 Personal Property-Fire & Resc	.00	.00	42,787.12	3,734,645.23	3,734,645.23-	100.00-
	** PERSONAL PROPERTY TAXES **	3,735,469.00	3,735,469.00	62,494.86	3,991,222.01	255,753.01-	6.84-
11032	** MOBILE HOME TAXES **						
0001	Current/Delinq. - Mobile Homes	18,493.00	18,493.00	.00	.00	18,493.00	100.00
2017	Mobile Homes Taxes - 2017	.00	.00	.00	53.04	53.04-	100.00-
2018	2018 Personal Property Tax	.00	.00	.00	30.18	30.18-	100.00-
2019	2019 PERSONAL PROPERTY TAX	.00	.00	30.72	67.20	67.20-	100.00-
2020	Mobile Home Tax 2020	.00	.00	30.09	954.59	954.59-	100.00-
2021	Mobile Home Tax 2021	.00	.00	289.63	15,854.14	15,854.14-	100.00-
	** MOBILE HOME TAXES **	18,493.00	18,493.00	350.44	16,959.15	1,533.85	8.29
11040	** MACHINERY & TOOLS TAXES **						
0001	Current Taxes - Mach & Tools	56,840.00	56,840.00	.00	.00	56,840.00	100.00
2017	Machinery & Tools - 2017	.00	.00	.00	92.75	92.75-	100.00-
2018	Machinery & Tools - 2018	.00	.00	.00	2,713.50	2,713.50-	100.00-
2019	MACHINERY & TOOLS - 2019	.00	.00	.00	2.00	2.00-	100.00-
2020	Machinery & Tools Tax 2020	.00	.00	208.00	460.90	460.90-	100.00-
2021	Machiner & Tools Tax 2021	.00	.00	162.50	122,009.00	122,009.00-	100.00-
	** MACHINERY & TOOLS TAXES **	56,840.00	56,840.00	370.50	125,278.15	68,438.15-	120.40-
11060	** PENALTY AND INTEREST **						
0001	Penalties - All Property Taxes	145,000.00	145,000.00	10,921.32	146,032.94	1,032.94-	.71-
0002	Interest - All Property Taxes	60,000.00	60,000.00	4,441.97	57,508.36	2,491.64	4.15
0003	Credit Card Fees	.00	.00	147.20-	562.39	562.39-	100.00-
	** PENALTY AND INTEREST **	205,000.00	205,000.00	15,216.09	204,103.69	896.31	.43
		---	---	---	---	---	---
	GENERAL PROPERTY TAXES	10,735,870.00	10,735,870.00	100,809.35	10,950,896.50	215,026.50-	2.00-
12000	OTHER LOCAL TAXES						
12010	** LOCAL SALES & USE TAXES **						
0001	Local Sales Use and Taxes	963,641.00	963,641.00	142,867.18	1,224,551.58	260,910.58-	27.07-
	** LOCAL SALES & USE TAXES **	963,641.00	963,641.00	142,867.18	1,224,551.58	260,910.58-	27.07-
12020	** CONSUMER UTILITY TAXES **						
0001	Consumer Utility Taxes	244,000.00	244,000.00	20,092.48	222,806.37	21,193.63	8.68
0002	Consumption Tax	43,000.00	43,000.00	1,920.31	42,476.78	523.22	1.21
	** CONSUMER UTILITY TAXES **	287,000.00	287,000.00	22,012.79	265,283.15	21,716.85	7.56
12030	** BUSINESS LICENSE TAXES **						
0001	Business License Taxes	290,000.00	290,000.00	4,722.07	381,530.25	91,530.25-	31.56-
	** BUSINESS LICENSE TAXES **	290,000.00	290,000.00	4,722.07	381,530.25	91,530.25-	31.56-
12050	**VEHICLE LICENSE TAX**						
1999	Vehicle License Tax	380,000.00	380,000.00	.00	.00	380,000.00	100.00
2016	Vehicle License - 2016	.00	.00	.00	478.62	478.62-	100.00-

REVENUE SUMMARY

--DETAIL-- 7/01/0001 - --DETAIL--

FUND #-100 **GENERAL FUND**

MAJOR ACCT#	DESCRIPTION	BUDGET AMOUNT	APPR. AMOUNT	CURRENT AMOUNT	Y-T-D AMOUNT	BALANCE	% REMAIN.
	VEHICLE LICENSE TAX						
2017	Vehicle License - 2017	.00	.00	59.76	1,700.00	1,700.00-	100.00-
2018	Vehicle license - 2018	.00	.00	209.12	2,906.05	2,906.05-	100.00-
2019	Vehicle License - 2019	.00	.00	985.49	7,984.63	7,984.63-	100.00-
2020	Vehicle License - 2020	.00	.00	1,545.02	30,661.16	30,661.16-	100.00-
2021	Vehicle License - 2021	.00	.00	6,194.00	350,349.87	350,349.87-	100.00-
	VEHICLE LICENSE TAX	380,000.00	380,000.00	8,993.39	394,080.33	14,080.33-	3.70-
12060	**BANK FRANCHISE FEES**						
0001	Bank Franchise Fees	60,000.00	60,000.00	59,651.00	59,651.00	349.00	.58
	BANK FRANCHISE FEES	60,000.00	60,000.00	59,651.00	59,651.00	349.00	.58
12070	**TAXES-RECORDATION & WILLS**						
0002	Tax on Wills (CC Clerk)	5,300.00	5,300.00	.00	4,552.64	747.36	14.10
0003	Grantee Tax-Deeds (CC Clerk)	110,000.00	110,000.00	.00	188,058.08	78,058.08-	70.96-
0004	Grantor Tax-Deeds (CC Clerk)	33,000.00	33,000.00	.00	40,652.34	7,652.34-	23.18-
	TAXES-RECORDATION & WILLS	148,300.00	148,300.00	.00	233,263.06	84,963.06-	57.29-
12080	**COMMUNICATIONS TAXES**						
	OTHER LOCAL TAXES	2,128,941.00	2,128,941.00	238,246.43	2,558,359.37	429,418.37-	20.17-
13000	PERMITS/PRIV FEES/REG LICENSES						
13010	**ANIMAL LICENSES**						
0100	Dog Tags - Lifetime	.00	.00	501.00	8,641.00	8,641.00-	100.00-
2018	Dog Tags - 2018	.00	.00	.00	2,780.00-	2,780.00	100.00-
2019	Dog Tags - 2019	.00	.00	.00	470.00-	470.00	100.00-
2020	Dog Tags - 2020	12,000.00	12,000.00	.00	.00	12,000.00	100.00
2021	Dog Tags - 2021	.00	.00	.00	130.00	130.00-	100.00-
2022	Dog Tags - 2022	.00	.00	230.00	4,501.00	4,501.00-	100.00-
	ANIMAL LICENSES	12,000.00	12,000.00	731.00	10,022.00	1,978.00	16.48
13030	**PERMITS & OTHER LICENSES**						
0004	Land Use Application Fees	1,000.00	1,000.00	.00	665.00	335.00	33.50
0005	Transfer Fees(CC Clerk)	450.00	450.00	.00	550.57	100.57-	22.34-
0006	Zoning Application Fees	575.00	575.00	.00	1,150.00	575.00-	100.00-
0007	Subdivision Application Fees	500.00	500.00	.00	675.00	175.00-	35.00-
0008	Building Permits	132,000.00	132,000.00	19,070.81	246,147.45	114,147.45-	86.47-
0009	Building Reinspection Fees	475.00	475.00	.00	60.00	415.00	87.36
0018	Septic Tank Permits	1,500.00	1,500.00	200.00	2,550.00	1,050.00-	70.00-
0019	Planning Fees	.00	.00	450.00	2,585.00	2,585.00-	100.00-
0024	Soil Erosion Control Permits	7,200.00	7,200.00	225.00	2,157.07	5,042.93	70.04
0025	Soil Erosion & Sedimentation App	1,000.00	1,000.00	.00	11,592.00	10,592.00-	59.20-
0031	Building Permits-Surcharge 1.75%	325.00	325.00	446.45	7.77-	332.77	102.39
0032	Music/Entertainment Permits	450.00	450.00	100.00	725.00	275.00-	61.11-
0033	Special Exception Permits	850.00	850.00	.00	900.00	50.00-	5.88-
0034	Storm Water Permit	6,200.00	6,200.00	3,050.00	11,748.00	5,548.00-	89.48-
	PERMITS & OTHER LICENSES	152,525.00	152,525.00	23,542.26	281,497.32	128,972.32-	84.55-
	PERMITS/PRIV FEES/REG LICENSES	164,525.00	164,525.00	24,273.26	291,519.32	126,994.32-	77.18-

REVENUE SUMMARY

--DETAIL-- 7/01/0001 - --DETAIL--

FUND #-100 **GENERAL FUND**

MAJOR ACCT#	DESCRIPTION	BUDGET AMOUNT	APPR. AMOUNT	CURRENT AMOUNT	Y-T-D AMOUNT	BALANCE	% REMAIN.
14000	FINE AND FORFEITURES						
14010	**FINE AND FORFEITURES**						
0001	Court Fines/Forfeitures CC	42,000.00	42,000.00	.00	62,480.00	20,480.00-	48.76-
0002	LOC1 DC-14	.00	.00	.00	3,217.46	3,217.46-	100.00-
0003	Interest-Fines/Forfeitures CC	1,500.00	1,500.00	.00	1,903.51	403.51-	26.90-
0004	Courthouse Maint Ord Fee CC/GD	2,500.00	2,500.00	.00	3,130.85	630.85-	25.23-
0005	Commonwealth E-Summons	.00	.00	.00	239.50	239.50-	100.00-
0007	Blood Test/DNA Fee CC	250.00	250.00	.00	201.70	48.30	19.32
	FINE AND FORFEITURES	46,250.00	46,250.00	.00	71,173.02	24,923.02-	53.88-
	FINE AND FORFEITURES	46,250.00	46,250.00	.00	71,173.02	24,923.02-	53.88-
15000	REVENUE FROM USE OF MONEY/PROP						
15010	**REV. FROM USE OF MONEY**						
0001	Interest Earned-Bank Deposits	7,200.00	7,200.00	.00	6,979.47	220.53	3.06
0002	SCHWAB County - INT/LOSS/GAINS	500.00	500.00	.00	3,912.85-	4,412.85	882.57
	REV. FROM USE OF MONEY	7,700.00	7,700.00	.00	3,066.62	4,633.38	60.17
15020	**REV. FROM USE OF PROPERTY**						
0001	Rent of County Property	17,500.00	17,500.00	925.00	14,125.00	3,375.00	19.28
	REV. FROM USE OF PROPERTY	17,500.00	17,500.00	925.00	14,125.00	3,375.00	19.28
	REVENUE FROM USE OF MONEY/PROP	25,200.00	25,200.00	925.00	17,191.62	8,008.38	31.77
16000	CHARGES FOR SERVICES						
16010	**COURT COSTS**						
0003	Sheriff's Fees	1,200.00	1,200.00	65.00	1,558.20	358.20-	29.85-
0004	Law Library Fees CC/GD	1,800.00	1,800.00	.00	2,011.20	211.20-	11.73-
0006	Court Appointed Attorney Fees CC	1,500.00	1,500.00	.00	938.50	561.50	37.43
	COURT COSTS	4,500.00	4,500.00	65.00	4,507.90	7.90-	.17-
16020	**COMMONWEALTH'S ATTNY. FEES**						
0001	Commonwealth's Attorney Fees CC	900.00	900.00	.00	1,068.49	168.49-	18.72-
	COMMONWEALTH'S ATTNY. FEES	900.00	900.00	.00	1,068.49	168.49-	18.72-
16060	**CHARGES-OTHER PROTECTION**						
0002	Parking Tickets	30.00	30.00	.00	390.00	360.00-	200.00-
0003	Circuit Ct - Animal Control Tickets	.00	.00	.00	1,514.00	1,514.00-	100.00-
	CHARGES-OTHER PROTECTION	30.00	30.00	.00	1,904.00	1,874.00-	246.66-
16080	**CHGS-SANIT./WASTE REMOVAL**						
0005	Landfill Inspector Fees	218,000.00	218,000.00	.00	.00	218,000.00	100.00
	CHGS-SANIT./WASTE REMOVAL	218,000.00	218,000.00	.00	.00	218,000.00	100.00
16130	**CHARGES/PARKS & RECREATION**						
0001	Recreation Fees	112,000.00	112,000.00	8,514.20	116,268.41	4,268.41-	3.81-
	CHARGES/PARKS & RECREATION	112,000.00	112,000.00	8,514.20	116,268.41	4,268.41-	3.81-

REVENUE SUMMARY

--DETAIL-- 7/01/0001 - --DETAIL--

FUND #-100 **GENERAL FUND**

MAJOR ACCT#	DESCRIPTION	BUDGET AMOUNT	APPR. AMOUNT	CURRENT AMOUNT	Y-T-D AMOUNT	BALANCE	% REMAIN.
16150	**CHARGES FOR LIBRARY**						
0001	Library Fees and Fines	4,500.00	4,500.00	396.95	14,712.50	10,212.50-	226.94-
	CHARGES FOR LIBRARY	4,500.00	4,500.00	396.95	14,712.50	10,212.50-	226.94-
16160	**CHARGES/PLANNING-COMM DEV**						
	CHARGES FOR SERVICES	339,930.00	339,930.00	8,976.15	138,461.30	201,468.70	59.26
18000	MISCELLANEOUS REVENUE						
18030	**EXPENDITURE REFUNDS**						
0001	Spay/Neuter Program	15.00	15.00	.00	4.75	10.25	68.33
0003	Rebates and Refunds	40,000.00	40,031.99	7,483.61	17,460.77	22,571.22	56.38
0004	Public Assist. Rebate/Refund	3,000.00	3,000.00	10.00	16,347.22	13,347.22-	444.90-
0010	Sheriff Overtime Reimbursements	.00	.00	736.92	6,986.99	6,986.99-	100.00-
	EXPENDITURE REFUNDS	43,015.00	43,046.99	8,230.53	40,799.73	2,247.26	5.22
18990	**MISCELLANEOUS**						
0004	CERT Program (EOC)	400.00	400.00	60.00	420.00	20.00-	5.00-
0005	DMV Treasurer's Office Stop Fees	34,000.00	34,000.00	3,399.34	23,772.88	10,227.12	30.07
0006	Sale of Salvage/Surplus	6,000.00	6,000.00	.00	4,581.75	1,418.25	23.63
0010	Ins. Adjustments/Recoveries	35,000.00	35,000.00	.00	2,342.12	32,657.88	93.30
0013	Bad Check Fees	70.00	70.00	.00	15.00	55.00	78.57
0017	Recycling-Vehicles	400.00	400.00	48.00	676.00	276.00-	69.00-
0019	Income Recycling Materials	.00	.00	.00	1,405.75	1,405.75-	100.00-
0020	Dog Donations	3,000.00	3,000.00	245.00	2,834.00	166.00	5.53
0021	Sheriff's Office-Donations	500.00	5,250.00	.00	4,250.00	1,000.00	19.04
0023	CSA Reimbursement-Recoveries	8,000.00	8,000.00	.00	4,240.38	3,759.62	46.99
0024	Treas Tax Lien Collection Fees	4,800.00	4,800.00	867.73	7,202.88	2,402.88-	50.06-
	MISCELLANEOUS	92,170.00	96,920.00	4,620.07	51,740.76	45,179.24	46.61
	MISCELLANEOUS REVENUE	135,185.00	139,966.99	12,850.60	92,540.49	47,426.50	33.88
19020	**RECOVERED COSTS**						
0002	Social Servs Retire/Life Ins	310,000.00	310,000.00	24,609.01	242,345.77	67,654.23	21.82
0040	Recovered Costs - Real Estate	15,000.00	15,000.00	1,250.90	19,692.98	4,692.98-	31.28-
	RECOVERED COSTS	325,000.00	325,000.00	25,859.91	262,038.75	62,961.25	19.37
	RECOVERED COSTS	325,000.00	325,000.00	25,859.91	262,038.75	62,961.25	19.37
20000	REVENUE FROM THE COMMONWEALTH						
21000	**PAYMENTS IN LIEU OF TAXES**						
21010	**PAYMENTS IN LIEU OF TAXES**						
22000	**NON-CATEGORICAL AID-STATE**						
22010	**NON-CATEGORICAL AID-STATE**						
0003	MVC Rolling Stock Tax	28,000.00	28,000.00	.00	26,783.02	1,216.98	4.34
0005	Mobile Home Titling Taxes	25,000.00	25,000.00	99.00	35,452.04	10,452.04-	41.80-
0006	PTN C/W Reimbursement Received	1,019,213.00	1,019,213.00	50,960.64	1,019,212.97	.03	.00

REVENUE SUMMARY

--DETAIL-- 7/01/0001 - --DETAIL--

FUND #-100 **GENERAL FUND**

MAJOR ACCT#	DESCRIPTION	BUDGET AMOUNT	APPR. AMOUNT	CURRENT AMOUNT	Y-T-D AMOUNT	BALANCE	% REMAIN.
	NON-CATEGORICAL AID-STATE						
0007	Communications Taxes	218,000.00	218,000.00	16,390.28	167,417.06	50,582.94	23.20
0010	State Recordation Taxes	26,000.00	26,000.00	.00	.00	26,000.00	100.00
0011	4-For-Life Funds EMS	.00	.00	.00	15,921.36	15,921.36-	100.00-
0012	Rental Tax Distribution	300.00	300.00	47.03	8,379.82	8,079.82-	693.27-
0013	Games of Skill	.00	.00	.00	12,960.00	12,960.00-	100.00-
	NON-CATEGORICAL AID-STATE	1,316,513.00	1,316,513.00	67,496.95	1,286,126.27	30,386.73	2.30
	NON-CATEGORICAL AID-STATE	1,316,513.00	1,316,513.00	67,496.95	1,286,126.27	30,386.73	2.30
23000	SHARED EXPENSES						
23010	SHARED EXPENSES						
0001	**COMMONWEALTH'S ATTORNEY**	243,419.00	243,419.00	20,371.87	221,682.50	21,736.50	8.92
	SHARED EXPENSES	243,419.00	243,419.00	20,371.87	221,682.50	21,736.50	8.92
23020	SHARED EXPENSES						
0001	**SHERIFF**	825,461.00	825,461.00	69,086.22	793,545.48	31,915.52	3.86
	SHARED EXPENSES	825,461.00	825,461.00	69,086.22	793,545.48	31,915.52	3.86
23030	SHARED EXPENSES						
0001	**COMMISSIONER OF REVENUE**	113,837.00	113,837.00	9,530.42	102,798.26	11,038.74	9.69
	SHARED EXPENSES	113,837.00	113,837.00	9,530.42	102,798.26	11,038.74	9.69
23040	SHARED EXPENSES						
0001	**TREASURER**	90,651.00	90,651.00	7,671.10	82,517.38	8,133.62	8.97
	SHARED EXPENSES	90,651.00	90,651.00	7,671.10	82,517.38	8,133.62	8.97
23050	SHARED EXPENSES						
23060	SHARED EXPENSES						
0001	**REGISTRAR/ELECTORAL BOARD**	65,000.00	65,000.00	.00	205.00	64,795.00	99.68
	SHARED EXPENSES	65,000.00	65,000.00	.00	205.00	64,795.00	99.68
23070	SHARED EXPENSES						
0001	**CLERK OF CIRCUIT COURT**	214,398.00	214,398.00	18,104.59	193,377.94	21,020.06	9.80
	SHARED EXPENSES	214,398.00	214,398.00	18,104.59	193,377.94	21,020.06	9.80
	SHARED EXPENSES	1,552,766.00	1,552,766.00	124,764.20	1,394,126.56	158,639.44	10.21
24000	CATEGORICAL AID - STATE						
24010	**WELFARE**						
0002	Public Assist./Welfare Admin.	619,230.00	619,230.00	4,814.12	361,081.51	258,148.49	41.68
	WELFARE	619,230.00	619,230.00	4,814.12	361,081.51	258,148.49	41.68
24040	**OTHER CATEGORICAL AID-STATE**						
0001	Virginia Information Technology	223,859.00	223,859.00	.00	43,247.36	180,611.64	80.68
0002	EMS Grant	16,000.00	16,000.00	.00	.00	16,000.00	100.00
0007	Litter Control Grant	5,600.00	5,600.00	.00	7,981.00	2,381.00-	42.51-

REVENUE SUMMARY

--DETAIL-- 7/01/0001 - --DETAIL--

FUND #-100 **GENERAL FUND**

MAJOR ACCT#	DESCRIPTION	BUDGET AMOUNT	APPR. AMOUNT	CURRENT AMOUNT	Y-T-D AMOUNT	BALANCE	% REMAIN.
	OTHER CATEGORICAL AID-STATE						
0008	RAD Grant	700.00	700.00	.00	.00	700.00	100.00
0009	Library Aid	73,562.00	77,822.00	.00	128,731.50	50,909.50-	65.41-
0011	Cost Allocation Cty Reimbursement	.00	.00	.00	700.00	700.00-	100.00-
0012	Fire Services Grant	48,000.00	54,363.00	.00	51,363.00	3,000.00	5.51
0014	Comprehensive Services Act	275,000.00	275,000.00	.00	173,798.44	101,201.56	36.80
0015	Victim/Witness Assist. Program	15,000.00	15,000.00	.00	46,742.42	31,742.42-	211.61-
0016	VJCCCA Grant-1st Time Offender	9,913.00	9,913.00	2,479.00	9,913.00	.00	.00
0021	Circuit Court Records' Grant	.00	34,317.50	.00	.00	34,317.50	100.00
0025	DMV Select Revenue	42,000.00	42,000.00	3,704.86	42,142.82	142.82-	.34-
0035	Animal Friendly License Proceeds	.00	.00	.00	437.66	437.66-	100.00-
0037	E911 Wireless Grant	44,000.00	44,000.00	5,107.74	49,520.61	5,520.61-	12.54-
	OTHER CATEGORICAL AID-STATE	753,634.00	798,574.50	11,291.60	554,577.81	243,996.69	30.55
	CATEGORICAL AID - STATE	1,372,864.00	1,417,804.50	16,105.72	915,659.32	502,145.18	35.41
33000	** CATEGORICAL AID-FEDERAL **						
33301	**FEDERAL AID**						
0011	Victim Witness Grant	55,000.00	55,000.00	.00	.00	55,000.00	100.00
0013	Energy Eff. Loan Interest	60,500.00	60,500.00	.00	30,169.16	30,330.84	50.13
0014	Fed Public Assist/Welfare Admin	756,837.00	756,837.00	109,036.13	763,284.90	6,447.90-	.85-
0016	DMV Grant - Sheriff	12,000.00	12,000.00	.00	11,250.50	749.50	6.24
0017	LEMPG Grant	12,000.00	12,000.00	.00	.00	12,000.00	100.00
0023	American Rescue Plan Act Funds	.00	2,553,262.00	.00	.00	2,553,262.00	100.00
0024	Public Assistance/Welfare Special	.00	.00	.00	1,182.36	1,182.36-	100.00-
	FEDERAL AID	896,337.00	3,449,599.00	109,036.13	805,886.92	2,643,712.08	76.63
	** CATEGORICAL AID-FEDERAL **	896,337.00	3,449,599.00	109,036.13	805,886.92	2,643,712.08	76.63
41050	** FUND TRANSFERS **						
99500	** FUND TRANSFERS **						
995000	** FUND TRANSFERS **						
0214	Transfer In - Sheriff FASP to GF	2,000.00	2,000.00	.00	.00	2,000.00	100.00
0215	Transfers In From Comm Atty FASP	600.00	1,200.00	.00	600.00	600.00	50.00
0304	Transfers In - From CIP Fund	500,000.00	500,000.00	.00	.00	500,000.00	100.00
0407	Transfer in from Rolling Meadows	.00	.00	.00	24,743.10	24,743.10-	100.00-
0501	Transfer to General from EDA	24,700.00	24,700.00	.00	.00	24,700.00	100.00
0900	Transfers In - Miscellaneous	.00	16,998.84	16,998.84	16,998.84	.00	.00
0903	Transfer In from CH Security	20,000.00	20,000.00	.00	.00	20,000.00	100.00
	** FUND TRANSFERS **	547,300.00	564,898.84	16,998.84	42,341.94	522,556.90	92.50
	** FUND TRANSFERS **	547,300.00	564,898.84	16,998.84	42,341.94	522,556.90	92.50
	--FUND TOTAL--	19,586,681.00	22,207,264.33	746,342.54	18,826,321.38	3,380,942.95	15.22

REVENUE SUMMARY

--DETAIL-- 7/01/0001 - --DETAIL--

FUND #-108

MAJOR ACCT#	DESCRIPTION	BUDGET AMOUNT	APPR. AMOUNT	CURRENT AMOUNT	Y-T-D AMOUNT	BALANCE	% REMAIN.
1000	**REVENUE LOCAL PROFFERS**						
15010	**REVENUE PROFFERS**						
0001	Interest Earned-PROFFERS	.00	.00	.00	65.69	65.69-	100.00-
	REVENUE PROFFERS	.00	.00	.00	65.69	65.69-	100.00-
	REVENUE PROFFERS	.00	.00	.00	65.69	65.69-	100.00-
18990	**REVENUE PROFFERS**						
0001	Deposits	.00	.00	.00	36,186.00	36,186.00-	100.00-
	REVENUE PROFFERS	.00	.00	.00	36,186.00	36,186.00-	100.00-
	REVENUE PROFFERS	.00	.00	.00	36,186.00	36,186.00-	100.00-
995000	**TRANSFERS IN**						
	--FUND TOTAL--	.00	.00	.00	36,251.69	36,251.69-	100.00-

REVENUE SUMMARY

--DETAIL-- 7/01/0001 - --DETAIL--

FUND #-111 IPR CDBG FUND

MAJOR ACCT#	DESCRIPTION	BUDGET AMOUNT	APPR. AMOUNT	CURRENT AMOUNT	Y-T-D AMOUNT	BALANCE	% REMAIN.
10000	REVENUE IPR CDBG FUND						
18990	REVENUE IPR CDBG FUND						
0008	IPR CDBG Program Income	.00	.00	155.00	1,905.00	1,905.00-	100.00-
	REVENUE IPR CDBG FUND	.00	.00	155.00	1,905.00	1,905.00-	100.00-
	REVENUE IPR CDBG FUND	.00	.00	155.00	1,905.00	1,905.00-	100.00-
	--FUND TOTAL--	.00	.00	155.00	1,905.00	1,905.00-	100.00-

REVENUE SUMMARY

--DETAIL-- 7/01/0001 - --DETAIL--

FUND #-251 ** REVENUE - SCHOOL FUND **

MAJOR ACCT#	DESCRIPTION	BUDGET AMOUNT	APPR. AMOUNT	CURRENT AMOUNT	Y-T-D AMOUNT	BALANCE	% REMAIN.
999	** REVENUE - SCHOOL FUND **						
10000	Revenue From Local Sources						
12160	Revenue From Local Sources						
0001	Clearwire Deposits	.00	.00	10,156.00	111,716.00	111,716.00-	100.00-
	Revenue From Local Sources	.00	.00	10,156.00	111,716.00	111,716.00-	100.00-
	Revenue From Local Sources	.00	.00	10,156.00	111,716.00	111,716.00-	100.00-
15000	** REV FR USE OF MONEY/PROP **						
15010	** REV FR USE OF MONEY/PROP **						
15020	** REVENUE FR USE OF PROPERTY **						
0005	School - Parking Permits	1,800.00	1,800.00	.00	803.50	996.50	55.36
	** REVENUE FR USE OF PROPERTY **	1,800.00	1,800.00	.00	803.50	996.50	55.36
	** REV FR USE OF MONEY/PROP **	1,800.00	1,800.00	.00	803.50	996.50	55.36
16000	Charges for Services						
16120	Charges for Education						
0002	Drivers Education Student Charges	4,000.00	4,000.00	2,800.00	6,580.00	2,580.00-	64.50-
	Charges for Education	4,000.00	4,000.00	2,800.00	6,580.00	2,580.00-	64.50-
	Charges for Services	4,000.00	4,000.00	2,800.00	6,580.00	2,580.00-	64.50-
18000	Miscellaneous						
18030	Expenditure Refunds						
0003	Rebates and Refunds	18,000.00	18,000.00	3,816.42	77,089.41	59,089.41-	328.27-
0004	School-Dual Enrollment	.00	.00	.00	2,212.38	2,212.38-	100.00-
	Expenditure Refunds	18,000.00	18,000.00	3,816.42	79,301.79	61,301.79-	340.56-
18990	Miscellaneous Revenue						
0012	School-Other Miscellaneous Revenue	40,000.00	40,000.00	.00	8,219.40	31,780.60	79.45
0015	Clearwire Reoccurring Revenue	121,872.00	121,872.00	.00	.00	121,872.00	100.00
0101	School-E-rate (Schools & Libraries)	123,840.00	123,840.00	.00	.00	123,840.00	100.00
0102	School-Retiree Health Payment	116,000.00	116,000.00	7,278.09	90,124.27	25,875.73	22.30
	Miscellaneous Revenue	401,712.00	401,712.00	7,278.09	98,343.67	303,368.33	75.51
	Miscellaneous	419,712.00	419,712.00	11,094.51	177,645.46	242,066.54	57.67
19000	Recovered Costs						
19010	Recovered Costs - Tuition						
20000	Revenue From Commonwealth						
24000	Categorical Aid - State						
24020	Categorical Aid - Education -						
0003	SCHOOL-GED	8,386.00	8,386.00	1,829.61	6,403.64	1,982.36	23.63
0005	School National Board Cert Bonus	.00	.00	.00	2,500.00	2,500.00-	100.00-
0010	State Sales Tax	2,172,908.00	2,172,908.00	250,130.46	2,506,814.92	333,906.92-	15.36-
0020	Basic Aid	5,306,540.00	5,306,540.00	428,696.23	4,737,786.77	568,753.23	10.71

REVENUE SUMMARY

--DETAIL-- 7/01/0001 - --DETAIL--

FUND #-251 ** REVENUE - SCHOOL FUND **

MAJOR ACCT#	DESCRIPTION	BUDGET AMOUNT	APPR. AMOUNT	CURRENT AMOUNT	Y-T-D AMOUNT	BALANCE	% REMAIN.
	Categorical Aid - Education -						
0021	School-Vision Screening	3,500.00	3,500.00	.00	3,276.00	224.00	6.40
0022	Positive Behavior Initiative	.00	.00	.00	26,000.00	26,000.00-	100.00-
0050	Regular Foster	1,378.00	1,378.00	482.67	482.67	895.33	64.97
0054	Alternative Education	57,184.00	57,184.00	.00	.00	57,184.00	100.00
0060	Infrastructure Operations	386,218.00	386,218.00	.00	.00	386,218.00	100.00
0070	Gifted and Talented	52,706.00	52,706.00	4,636.87	49,325.13	3,380.87	6.41
0080	Remedial Education	182,979.00	182,979.00	16,098.07	171,242.93	11,736.07	6.41
0081	Remedial Summer School	48,334.00	48,334.00	13,212.18	59,454.81	11,120.81-	23.00-
0090	Mentor Teacher	675.00	675.00	223.19	1,080.81	405.81-	60.12-
0091	VTSS Grant	.00	26,000.00	.00	.00	26,000.00	100.00
0120	Special Education - SOQ	702,083.00	702,083.00	61,767.19	657,050.81	45,032.19	6.41
0161	SOL Algebra Readiness	25,707.00	25,707.00	4,691.63	21,112.37	4,594.63	17.87
0170	Vocational Education - SOQ	141,212.00	141,212.00	12,423.39	132,154.61	9,057.39	6.41
0210	Social Security - Instructional	316,236.00	316,236.00	27,821.54	295,952.45	20,283.55	6.41
0230	Retirement Instructional	736,889.00	736,889.00	64,829.44	689,624.55	47,264.45	6.41
0250	GLI - Instructional	21,878.00	21,878.00	1,924.69	20,474.31	1,403.69	6.41
0330	Lottery	.00	.00	75,404.91	339,322.09	339,322.09-	100.00-
0460	Homebound	3,139.00	3,139.00	147.19	367.97	2,771.03	88.27
0590	Special Edu - Foster Care	35,259.00	35,259.00	3,097.72	3,097.72	32,161.28	91.21
0650	At Risk	403,183.00	403,183.00	35,513.29	377,532.71	25,650.29	6.36
0651	At Risk - 4 Year Olds	174,714.00	174,714.00	2,722.73	12,252.27	162,461.73	92.98
0661	Compensation Supplement-SOQ	212,648.00	212,648.00	31,218.73	331,857.27	119,209.27-	56.05-
0750	K3 Primary	236,983.00	236,983.00	43,803.27	197,114.73	39,868.27	16.82
0760	School - English 2nd Language SOQ	41,178.00	41,178.00	4,452.41	42,340.59	1,162.59-	2.82-
0800	Reading Intervention	44,046.00	44,046.00	15,173.82	68,282.19	24,236.19-	55.02-
0840	School-CTE Microsoft IT Acad	4,248.00	4,248.00	.00	.00	4,248.00	100.00
0860	Early Childhood Education	12,500.00	12,500.00	.00	.00	12,500.00	100.00
0900	Project Graduation	4,125.00	4,125.00	893.82	4,022.19	102.81	2.49
	Categorical Aid - Education -	11,336,836.00	11,362,836.00	1,101,195.05	10,756,926.51	605,909.49	5.33
24027	Categorical Aid - Education -						
24030	Categorical Aid - Education -						
0660	No Loss Funding	335,674.00	335,674.00	.00	.00	335,674.00	100.00
0665	Learning Loss Instruction	49,821.00	49,821.00	.00	.00	49,821.00	100.00
0670	VTSS Grant	22,000.00	22,000.00	.00	.00	22,000.00	100.00
0675	Vocational Ed State Equipment	3,138.00	3,138.00	.00	.00	3,138.00	100.00
	Categorical Aid - Education -	410,633.00	410,633.00	.00	.00	410,633.00	100.00
24036	Categorical Aid - Education -						
24037	Categorical Aid - Education -						
24040	Categorical Aid - Education -						
0001	VPSA Techonology Grant	128,000.00	128,000.00	.00	.00	128,000.00	100.00
0080	School-Sped Reg Tuition	.00	.00	3,199.49	14,397.68	14,397.68-	100.00-
	Categorical Aid - Education -	128,000.00	128,000.00	3,199.49	14,397.68	113,602.32	88.75
24046	Categorical Aid - Education -						
0070	Community Provider Add-On	.00	.00	.00	2,300.00	2,300.00-	100.00-
	Categorical Aid - Education -	.00	.00	.00	2,300.00	2,300.00-	100.00-

REVENUE SUMMARY

--DETAIL-- 7/01/0001 - --DETAIL--

FUND #-251 ** REVENUE - SCHOOL FUND **

MAJOR ACCT#	DESCRIPTION	BUDGET AMOUNT	APPR. AMOUNT	CURRENT AMOUNT	Y-T-D AMOUNT	BALANCE	% REMAIN.
24090	Categorical Aid - Education -						
24150	Categorical Aid - Education -						
1300	School-Security Grant Reimbursement	75,000.00	75,000.00	.00	.00	75,000.00	100.00
	Categorical Aid - Education -	75,000.00	75,000.00	.00	.00	75,000.00	100.00
	Categorical Aid - State	11,950,469.00	11,976,469.00	1,104,394.54	10,773,624.19	1,202,844.81	10.04
25020	Categorical Aid - Education -						
30000	Revenue From Federal Governmen						
33000	Categorical Aid - Federal						
33020	Categorical Aid - Education -						
0017	School-Preschool Grant Flow-Thru	13,763.00	13,763.00	29,043.27	148,078.41	134,315.41-	975.91-
0020	School Title I Fund 1	357,874.00	357,874.00	.00	323,287.27	34,586.73	9.66
0061	School Title II Fund 1	51,515.00	51,515.00	.00	.00	51,515.00	100.00
0062	School Title III	4,400.00	4,400.00	.00	.00	4,400.00	100.00
0063	School Title IV	.00	.00	.00	7,806.88	7,806.88-	100.00-
0180	School Title IV Fund 1	26,359.00	26,359.00	.00	.00	26,359.00	100.00
0190	Title VI-B - Special Education	449,616.00	550,615.40	.00	272,132.69	278,482.71	50.57
0240	Carl Perkins Grant	28,672.00	28,672.00	.00	.00	28,672.00	100.00
0321	CARES Act Funds	.00	3,412,605.57	135,331.57	769,449.27	2,643,156.30	77.45
	Categorical Aid - Education -	932,199.00	4,445,803.97	164,374.84	1,520,754.52	2,925,049.45	65.79
33021	Categorical Aid - Education -						
33040	Categorical Aid - Education -						
	Categorical Aid - Federal	932,199.00	4,445,803.97	164,374.84	1,520,754.52	2,925,049.45	65.79
37200	Categorical Aid - Education -						
37203	Categorical Aid - Education -						
2191	Federal Flow-Thru - CARES	.00	7,385.00	.00	.00	7,385.00	100.00
	Categorical Aid - Education -	.00	7,385.00	.00	.00	7,385.00	100.00
37501	Categorical Aid - Education -						
37801	Categorical Aid - Education -						
	Categorical Aid - Federal	.00	7,385.00	.00	.00	7,385.00	100.00
40000	Other Financing Sources						
41000	Non-Revenue Receipts						
41040	Proceeds from Indebtedness						
41050	Fund Transfers - In						
995000	** TRANSFERS IN **						
0100	Transfer fr General to School Fund	6,717,870.00	7,219,948.00	451,844.69	5,414,815.59	1,805,132.41	25.00
	** TRANSFERS IN **	6,717,870.00	7,219,948.00	451,844.69	5,414,815.59	1,805,132.41	25.00
995001	** TRANSFERS IN **						
995002	** TRANSFERS IN **						
	** TRANSFERS IN **	6,717,870.00	7,219,948.00	451,844.69	5,414,815.59	1,805,132.41	25.00
	--FUND TOTAL--	20,026,050.00	24,075,117.97	1,744,664.58	18,005,939.26	6,069,178.71	25.20

REVENUE SUMMARY

--DETAIL-- 7/01/0001 - --DETAIL--

FUND #-254 Revenue - Textbook Fund

MAJOR ACCT#	DESCRIPTION	BUDGET AMOUNT	APPR. AMOUNT	CURRENT AMOUNT	Y-T-D AMOUNT	BALANCE	% REMAIN.
999	Revenue - Textbook Fund						
16120	** LOCAL REVENUE **						
20000	Revenue From Commonwealth						
24000	Categorical Aid - State						
24020	Categorical Aid - State						
0140	Textbook Payments	106,874.00	106,874.00	9,402.44	100,018.56	6,855.44	6.41
	Categorical Aid - State	106,874.00	106,874.00	9,402.44	100,018.56	6,855.44	6.41
	Categorical Aid - State	106,874.00	106,874.00	9,402.44	100,018.56	6,855.44	6.41
40000	Other Financing Sources						
41000	Non-Revenue Receipts						
41050	Fund Transfers - In						
995000	** TRANSFERS TO TEXTBOOK FUND **						
0100	Transfer fr General to Textbook Fd	56,457.00	56,457.00	.00	56,457.00	.00	.00
	** TRANSFERS TO TEXTBOOK FUND **	56,457.00	56,457.00	.00	56,457.00	.00	.00
	** TRANSFERS TO TEXTBOOK FUND **	56,457.00	56,457.00	.00	56,457.00	.00	.00
	--FUND TOTAL--	163,331.00	163,331.00	9,402.44	156,475.56	6,855.44	4.19

REVENUE SUMMARY

--DETAIL-- 7/01/0001 - --DETAIL--

FUND #-259 Revenue Cafeteria

MAJOR ACCT#	DESCRIPTION	BUDGET AMOUNT	APPR. AMOUNT	CURRENT AMOUNT	Y-T-D AMOUNT	BALANCE	% REMAIN.
999	Revenue Cafeteria						
15010	**REVENUE FROM USE OF MONEY**						
16120	**REVENUE-CAFETERIA SALES**						
0006	Cafeteria Sales	3,500.00	3,500.00	461.16	19,626.44	16,126.44-	460.75-
	REVENUE-CAFETERIA SALES	3,500.00	3,500.00	461.16	19,626.44	16,126.44-	460.75-
	REVENUE-CAFETERIA SALES	3,500.00	3,500.00	461.16	19,626.44	16,126.44-	460.75-
18990	**REVENUE-CAFETERIA SALES**						
0100	Miscellaneous Revenue	1,500.00	1,500.00	.00	2,804.49	1,304.49-	86.96-
0102	Cafeteria Retirement	1,400.00	1,400.00	143.96	1,583.56	183.56-	13.11-
	REVENUE-CAFETERIA SALES	2,900.00	2,900.00	143.96	4,388.05	1,488.05-	51.31-
	REVENUE-CAFETERIA SALES	2,900.00	2,900.00	143.96	4,388.05	1,488.05-	51.31-
24000	**REVENUE-STATE**						
0001	State Revenue	8,584.00	8,584.00	.00	.00	8,584.00	100.00
	REVENUE-STATE	8,584.00	8,584.00	.00	.00	8,584.00	100.00
24020	**REVENUE-STATE**						
0015	School Nutrition-State Mat	.00	.00	.00	4,060.20	4,060.20-	100.00-
	REVENUE-STATE	.00	.00	.00	4,060.20	4,060.20-	100.00-
	REVENUE-STATE	8,584.00	8,584.00	.00	4,060.20	4,523.80	52.70
30000	**REVENUE-FEDERAL**						
0001	Federal Revenue	805,714.00	1,257,447.12	112,487.58	1,128,412.99	129,034.13	10.26
	REVENUE-FEDERAL	805,714.00	1,257,447.12	112,487.58	1,128,412.99	129,034.13	10.26
	REVENUE-FEDERAL	805,714.00	1,257,447.12	112,487.58	1,128,412.99	129,034.13	10.26
995000	**TRANSFERS IN**						
	--FUND TOTAL--	820,698.00	1,272,431.12	113,092.70	1,156,487.68	115,943.44	9.11

REVENUE SUMMARY

--DETAIL-- 7/01/0001 - --DETAIL--

FUND #-304 Revenue Capital Improvement Fund

MAJOR ACCT#	DESCRIPTION	BUDGET AMOUNT	APPR. AMOUNT	CURRENT AMOUNT	Y-T-D AMOUNT	BALANCE	% REMAIN.
999	Revenue Capital Improvement Fund						
15010	**CAPITAL IMPROVEMENT**						
0001	Interest Income - Bank Deposits	12,000.00	12,000.00	.00	.00	12,000.00	100.00
	CAPITAL IMPROVEMENT	12,000.00	12,000.00	.00	.00	12,000.00	100.00
	CAPITAL IMPROVEMENT	12,000.00	12,000.00	.00	.00	12,000.00	100.00
16080	**REVENUE-LANDFILL FEES**						
0006	Landfill Fees	3,000,000.00	3,000,000.00	506,041.21	3,067,646.51	67,646.51-	2.25-
	REVENUE-LANDFILL FEES	3,000,000.00	3,000,000.00	506,041.21	3,067,646.51	67,646.51-	2.25-
16160	***CHARGES***						
	REVENUE-LANDFILL FEES	3,000,000.00	3,000,000.00	506,041.21	3,067,646.51	67,646.51-	2.25-
18990	***CHARGES***						
19000	***RECOVERED COSTS***						
19020	***RECOVERED COSTS***						
24020	**GRANT MONIES FR STATE **						
24040	**GRANT MONIES FR STATE **						
30000	**FEDERAL REVENUE**						
40000	**DEBT PROCEEDS REVENUE**						
888888	**CAPITAL IMPROVEMENT FUND**						
995000	**FUNDS TRANSFERRED IN**						
0100	Transfer from General Fund	.00	1,108,989.00	.00	1,108,989.00	.00	.00
	FUNDS TRANSFERRED IN	.00	1,108,989.00	.00	1,108,989.00	.00	.00
	FUNDS TRANSFERRED IN	.00	1,108,989.00	.00	1,108,989.00	.00	.00
	--FUND TOTAL--	3,012,000.00	4,120,989.00	506,041.21	4,176,635.51	55,646.51-	1.35-

REVENUE SUMMARY

--DETAIL-- 7/01/0001 - --DETAIL--

FUND #-502 *** SANITARY DISTRICT FUND ***

MAJOR ACCT#	DESCRIPTION		BUDGET AMOUNT	APPR. AMOUNT	CURRENT AMOUNT	Y-T-D AMOUNT	BALANCE	% REMAIN.
999	Revenue Sanitary District							
15000	**REVENUE-USE OF PROPERTY**							
16000	**CHARGES FOR SERVICES**							
16190	**CHARGES FOR SERVICES**							
0001	Income Sewer - All	~	220,000.00	220,000.00	17,352.15	208,051.96	11,948.04	5.43
0003	Facility Fees - All		26,000.00	26,000.00	4.17	1,187.94	24,812.06	95.43
0005	Penalty Income	~	55,000.00	55,000.00	.00	10,993.03	44,006.97	80.01
0006	Income Water-Residential	~	120,000.00	120,000.00	8,394.45	105,209.61	14,790.39	12.32
0007	Income Water-Commercial/Industrial	~	72,000.00	72,000.00	6,250.07	75,255.89	3,255.89-	4.52-
0010	Water Connection Fees-Residential		2,500.00	2,500.00	.00	.00	2,500.00	100.00
0011	Water Connection Fees-Commercial		2,500.00	2,500.00	.00	.00	2,500.00	100.00
0012	Reconnect Fee - Residential		.00	.00	.00	120.00	120.00-	100.00-
0016	Application Fee-Sewer & Water		500.00	500.00	150.00	5,925.80	5,425.80-	85.16-
	CHARGES FOR SERVICES		498,500.00	498,500.00	32,150.84	406,744.23	91,755.77	18.40
	CHARGES FOR SERVICES		498,500.00	498,500.00	32,150.84	406,744.23	91,755.77	18.40
18030	**MISCELLANEOUS REVENUE**							
0001	Transfer from Gen Fund		256,405.00	256,405.00	.00	.00	256,405.00	100.00
0002	S/W Debt Service/Gen Fnd Transfer		43,772.00	43,772.00	.00	.00	43,772.00	100.00
	MISCELLANEOUS REVENUE		300,177.00	300,177.00	.00	.00	300,177.00	100.00
18990	**MISCELLANEOUS**							
0999	Miscellaneous		.00	.00	.00	1,984.88	1,984.88-	100.00-
	MISCELLANEOUS		.00	.00	.00	1,984.88	1,984.88-	100.00-
	MISCELLANEOUS REVENUE		300,177.00	300,177.00	.00	1,984.88	298,192.12	99.33
24040	**CATEGORICAL STATE**							
41000	**NON-REVENUE RECEIPTS**							
41050	**NON-REVENUE RECEIPTS**							
	--FUND TOTAL--		798,677.00	798,677.00	32,150.84	408,729.11	389,947.89	48.82

EXPENDITURE SUMMARY

--DETAIL-- 7/01/0501 - 20/22/0501 --DETAIL--

FUND #-100 General Fund

MAJOR ACCT#	DESCRIPTION	BUDGET AMOUNT	APPR. AMOUNT	CURRENT AMOUNT	Y-T-D AMOUNT	ENCUMBRANCE AMOUNT	UNENCUMBERED BALANCE	% REMAIN.
999	GENERAL FUND							
11010	**BOARD OF SUPERVISORS**							
1100	Salaries and Wages - Regular	60,600.00	60,600.00	5,050.00	55,550.00	.00	5,050.00	8.33
2100	FICA/Medicare Tax	4,636.00	4,636.00	393.97	4,264.82	.00	371.18	8.00
2700	Worker's Compensation	92.00	92.00	.00	103.00	.00	11.00-	11.95-
3160	Professional Services	16,000.00	16,000.00	.00	24,718.61	.00	8,718.61-	54.49-
3500	Printing and Binding	.00	.00	.00	218.69	.00	218.69-	100.00-
3600	Advertising	10,000.00	10,000.00	2,487.50	10,025.00	.00	25.00-	.25-
5307	Public Officials Liab. Ins.	6,500.00	6,500.00	.00	3,823.00	.00	2,677.00	41.18
5540	Travel-Convention/Education	3,000.00	3,000.00	.00	835.32	.00	2,164.68	72.15
5810	Dues/Association Memberships	3,500.00	3,500.00	.00	450.00	.00	3,050.00	87.14
	BOARD OF SUPERVISORS	104,328.00	104,328.00	7,931.47	99,988.44	.00	4,339.56	4.15
	BOARD OF SUPERVISORS	104,328.00	104,328.00	7,931.47	99,988.44	.00	4,339.56	4.15
12000	**GENERAL & FINANCIAL ADMIN**							
12110	**COUNTY ADMINISTRATOR**							
1100	Salaries and Wages - Regular	344,654.00	344,654.00	19,971.24	213,336.68	.00	131,317.32	38.10
1200	Salaries & Wages - Overtime	.00	.00	.00	90.23	.00	90.23-	100.00-
1700	Salaries/Wages-Annual Leave	.00	.00	.00	1,927.04	.00	1,927.04-	100.00-
2100	FICA/Medicare Tax	26,366.00	26,366.00	1,538.92	20,814.27	.00	5,551.73	21.05
2210	VRS-Retirement	23,057.00	23,057.00	1,336.08	14,094.76	.00	8,962.24	38.86
2300	Hospital/Medical Plans	60,463.00	60,463.00	1,432.84	29,722.49	.00	30,740.51	50.84
2400	VRS-Group Life Insurance	4,618.00	4,618.00	267.60	2,823.00	.00	1,795.00	38.86
2600	Unemployment Insurance	95.00	95.00	.00	409.51	.00	314.51-	331.06-
2700	Worker's Compensation	380.00	380.00	.00	422.00	.00	42.00-	11.05-
2800	Disability Program	264.00	264.00	22.02	220.60	.00	43.40	16.43
2830	Co Admin Travel Allowance	5,000.00	5,000.00	416.60	4,577.60	.00	422.40	8.44
2900	VRS-Group Health Ins Credit	758.00	758.00	43.94	463.55	.00	294.45	38.84
3160	Professional Services	3,300.00	3,300.00	7,970.45	15,796.94	.00	12,496.94-	378.69-
3310	Repairs & Maintenance	250.00	250.00	.00	159.00	.00	91.00	36.40
3320	Maintenance Service Contracts	3,800.00	3,800.00	.00	4,947.76	.00	1,147.76-	30.20-
3600	Advertising	500.00	500.00	.00	282.19	.00	217.81	43.56
5210	Postal Services	1,475.00	1,475.00	1.09	1,199.73	.00	275.27	18.66
5230	Telecommunications	5,000.00	5,000.00	496.31	5,374.22	.00	374.22-	7.48-
5410	Lease/Rent of Equipment	950.00	950.00	.00	.00	.00	950.00	100.00
5540	Travel-Convention/Education	950.00	950.00	.00	1,788.25	.00	838.25-	88.23-
5810	Dues/Association Memberships	1,200.00	1,200.00	.00	375.00	.00	825.00	68.75
6001	Office Supplies	6,000.00	6,000.00	251.99	4,577.91	.00	1,422.09	23.70
6012	Books and Subscriptions	350.00	350.00	40.00	618.55	.00	268.55-	76.72-
	COUNTY ADMINISTRATOR	489,430.00	489,430.00	33,789.08	324,021.28	.00	165,408.72	33.79
12120	**SCHOOL ACCOUNTING**							
12130	**DMV SERVICES**							
1100	Salaries & Wages - Regular	65,893.00	65,893.00	5,718.88	62,888.52	.00	3,004.48	4.55
2100	FICA/Medicare Tax	5,041.00	5,041.00	359.50	3,960.78	.00	1,080.22	21.42
2210	VRS-Retirement	4,408.00	4,408.00	382.58	4,185.70	.00	222.30	5.04

EXPENDITURE SUMMARY

--DETAIL-- 7/01/0501 - 20/22/0501 --DETAIL--

FUND #-100 General Fund

MAJOR ACCT#	DESCRIPTION	BUDGET AMOUNT	APPR. AMOUNT	CURRENT AMOUNT	Y-T-D AMOUNT	ENCUMBRANCE AMOUNT	UNENCUMBERED BALANCE	% REMAIN.
	DMV SERVICES							
2300	Hospital/Medical Plans	20,136.00	20,136.00	1,749.24	20,341.64	.00	205.64-	1.02-
2400	VRS-Group Life Insurance	883.00	883.00	76.64	838.36	.00	44.64	5.05
2600	Unemployment Insurance	80.00	80.00	.00	62.98	.00	17.02	21.27
2700	Workers Compensation	155.00	155.00	.00	172.00	.00	17.00-	10.96-
2800	Disability Program	348.00	348.00	30.20	330.40	.00	17.60	5.05
2900	VRS-Group Health Ins Credit	145.00	145.00	12.58	137.66	.00	7.34	5.06
3160	Professional Services	225.00	225.00	30.00	480.85	.00	255.85-	113.71-
3600	Advertising	250.00	250.00	.00	.00	.00	250.00	100.00
5210	Postal Services	150.00	150.00	.00	50.32	.00	99.68	66.45
5230	Telecommunications	3,000.00	3,000.00	109.46	945.34	.00	2,054.66	68.48
6001	Office Supplies	1,200.00	1,200.00	.00	892.51	.00	307.49	25.62
	DMV SERVICES	101,914.00	101,914.00	8,469.08	95,287.06	.00	6,626.94	6.50
12200	**GENERALADMINISTRATION**							
12210	**LEGAL SERVICES**							
3170	Professional Services	85,403.00	85,403.00	.00	57,335.12	.00	28,067.88	32.86
	LEGAL SERVICES	85,403.00	85,403.00	.00	57,335.12	.00	28,067.88	32.86
12240	**INDEPENDENT AUDITOR**							
3170	Professional Services	47,150.00	47,150.00	.00	47,500.00	.00	350.00-	.74-
	INDEPENDENT AUDITOR	47,150.00	47,150.00	.00	47,500.00	.00	350.00-	.74-
12310	**COMMISSIONER OF REVENUE**							
1100	Salaries and Wages - Regular	199,973.00	199,973.00	16,664.50	181,716.56	.00	18,256.44	9.12
2100	FICA/Medicare Tax	15,298.00	15,298.00	1,217.84	13,407.63	.00	1,890.37	12.35
2210	VRS-Retirement	13,378.00	13,378.00	1,114.84	12,064.05	.00	1,313.95	9.82
2300	Hospital/Medical Plans	25,718.00	25,718.00	1,912.52	20,701.08	.00	5,016.92	19.50
2400	VRS-Group Life Insurance	2,680.00	2,680.00	223.30	2,416.38	.00	263.62	9.83
2600	Unemployment Insurance	141.00	141.00	.00	64.72	.00	76.28	54.09
2700	Worker's Compensation	397.00	397.00	.00	441.00	.00	44.00-	11.08-
2800	Disability Program	370.00	370.00	30.82	323.30	.00	46.70	12.62
3160	Professional Services	11,000.00	11,000.00	.00	2,707.01	.00	8,292.99	75.39
3310	Repairs & Maintenance	1,000.00	1,000.00	.00	.00	.00	1,000.00	100.00
3320	Maintenance Service Contract	2,300.00	2,300.00	191.30	1,721.70	.00	578.30	25.14
3500	Printing and Binding	1,800.00	1,800.00	.00	1,841.89	.00	41.89-	2.32-
3600	Advertising	200.00	200.00	.00	107.67	.00	92.33	46.16
5210	Postal Services	5,600.00	5,600.00	170.13	6,101.24	.00	501.24-	8.95-
5230	Telecommunications	2,800.00	2,800.00	229.67	2,764.50	.00	35.50	1.26
5540	Travel-Convention/Education	2,300.00	2,300.00	.00	342.18	.00	1,957.82	85.12
5810	Dues/Association Memberships	600.00	600.00	300.00	825.00	.00	225.00-	37.50-
6001	Office Supplies	2,200.00	2,200.00	85.85	1,732.45	.00	467.55	21.25
6012	Books and Subscriptions	300.00	300.00	.00	443.88	.00	143.88-	47.96-
	COMMISSIONER OF REVENUE	288,055.00	288,055.00	22,140.77	249,722.24	.00	38,332.76	13.30
12320	**REASSESSMENT**							
3160	Professional Services	75,000.00	75,000.00	34,426.12	98,068.86	.00	23,068.86-	30.75-

EXPENDITURE SUMMARY

--DETAIL-- 7/01/0501 - 20/22/0501 --DETAIL--

FUND #-100 General Fund

MAJOR ACCT#	DESCRIPTION	BUDGET AMOUNT	APPR. AMOUNT	CURRENT AMOUNT	Y-T-D AMOUNT	ENCUMBRANCE AMOUNT	UNENCUMBERED BALANCE	% REMAIN.
	REASSESSMENT							
3500	Printing and Binding	.00	.00	.00	17.49	.00	17.49-	100.00-
5230	Telecommunications	.00	.00	101.82	502.42	.00	502.42-	100.00-
	REASSESSMENT	75,000.00	75,000.00	34,527.94	98,588.77	.00	23,588.77-	31.45-
12330	**EQUALIZATION BOARD**							
12410	**TREASURER**							
1100	Salaries and Wages - Regular	188,839.00	188,839.00	15,830.68	173,257.04	.00	15,581.96	8.25
2100	FICA/Medicare Tax	14,446.00	14,446.00	1,181.44	12,928.24	.00	1,517.76	10.50
2210	VRS-Retirement	12,633.00	12,633.00	1,059.10	11,637.50	.00	995.50	7.88
2300	Hospital/Medical Plans	35,280.00	35,280.00	2,696.32	32,059.52	.00	3,220.48	9.12
2400	VRS-Group Life Insurance	2,530.00	2,530.00	212.14	2,331.02	.00	198.98	7.86
2600	Unemployment Insurance	195.00	195.00	.00	87.87	.00	107.13	54.93
2700	Worker's Compensation	432.00	432.00	.00	479.00	.00	47.00-	10.87-
2800	Disability Program	337.00	337.00	61.64	677.05	.00	340.05-	100.90-
3160	Professional Services	21,500.00	21,500.00	2,500.00	19,780.00	.00	1,720.00	8.00
3162	Purchased Services from Gov.	28,000.00	28,000.00	.00	15,600.00	.00	12,400.00	44.28
3310	Repairs & Maintenance	3,350.00	3,350.00	.00	.00	.00	3,350.00	100.00
3320	Maintenance Service Contract	1,500.00	1,500.00	.00	785.35	.00	714.65	47.64
3600	Advertising	500.00	500.00	.00	195.00	.00	305.00	61.00
5210	Postal Services	16,250.00	16,250.00	85.08	16,977.35	.00	727.35-	4.47-
5230	Telecommunications	2,600.00	2,600.00	210.51	2,344.83	.00	255.17	9.81
5540	Travel-Convention/Education	2,800.00	2,800.00	195.00	1,595.27	.00	1,204.73	43.02
5810	Dues/Association Memberships	800.00	800.00	.00	725.00	.00	75.00	9.37
6001	Office Supplies	1,800.00	1,800.00	489.25	1,408.35	.00	391.65	21.75
6012	Books and Subscriptions	200.00	200.00	.00	.00	.00	200.00	100.00
	TREASURER	333,992.00	333,992.00	24,521.16	292,868.39	.00	41,123.61	12.31
12420	**FINANCE**							
1100	Salaries and Wages - Regular	148,298.00	148,298.00	13,130.66	139,927.87	.00	8,370.13	5.64
1700	Annual Leave	.00	.00	5,018.58	5,018.58	.00	5,018.58-	100.00-
2100	FICA/Medicare Tax	11,345.00	11,345.00	1,380.73	6,784.63	.00	4,560.37	40.19
2210	VRS-Retirement	9,921.00	9,921.00	878.44	9,361.16	.00	559.84	5.64
2300	Hospital/Medical Plans	17,698.00	17,698.00	1,258.80	16,246.80	.00	1,451.20	8.19
2400	VRS-Group Life Insurance	1,987.00	1,987.00	175.94	1,874.98	.00	112.02	5.63
2600	Unemployment Insurance	47.00	47.00	.00	157.02	.00	110.02-	234.08-
2700	Worker's Compensation	290.00	290.00	.00	334.00	.00	44.00-	15.17-
2800	Disability Program	264.00	264.00	22.46	266.70	.00	2.70-	1.02-
2900	VRS-Group Health Ins Credit	326.00	326.00	28.88	307.86	.00	18.14	5.56
3160	Professional Services	1,500.00	1,500.00	.00	1,135.71	.00	364.29	24.28
3600	Advertising	250.00	250.00	.00	.00	.00	250.00	100.00
5210	Postal Services	2,500.00	2,500.00	111.99	892.46	.00	1,607.54	64.30
5540	Travel - Convention/Education	2,000.00	2,000.00	94.00	1,003.00	.00	997.00	49.85
5810	Dues/Association Memberships	350.00	350.00	60.00	274.00	.00	76.00	21.71
6001	Office Supplies	3,800.00	3,800.00	.00	780.00	.00	3,020.00	79.47
	FINANCE	200,576.00	200,576.00	22,160.48	184,364.77	.00	16,211.23	8.08

EXPENDITURE SUMMARY

--DETAIL-- 7/01/0501 - 20/22/0501 --DETAIL--

FUND #-100 General Fund

MAJOR ACCT#	DESCRIPTION	BUDGET AMOUNT	APPR. AMOUNT	CURRENT AMOUNT	Y-T-D AMOUNT	ENCUMBRANCE AMOUNT	UNENCUMBERED BALANCE	% REMAIN.
12430	**INFORMATION TECHNOLOGY**							
1100	Salaries & Wages-Regular	65,000.00	65,000.00	.00	.00	.00	65,000.00	100.00
2100	FICA/Medicare Tax	4,973.00	4,973.00	.00	.00	.00	4,973.00	100.00
2210	VRS-Retirement	4,348.00	4,348.00	.00	.00	.00	4,348.00	100.00
2300	Hospital/Medical Plans	9,933.00	9,933.00	.00	.00	.00	9,933.00	100.00
2400	VRS-Group Life Insurance	871.00	871.00	.00	.00	.00	871.00	100.00
2600	Unemployment Insurance	97.00	97.00	.00	.00	.00	97.00	100.00
2700	Worker's Compensation	1,617.00	1,617.00	.00	.00	.00	1,617.00	100.00
2800	Disability Program	343.00	343.00	.00	.00	.00	343.00	100.00
2900	VRS-Group Health Ins Credit	143.00	143.00	.00	.00	.00	143.00	100.00
3160	Professional Services	20,000.00	20,000.00	1,014.14	18,687.07	.00	1,312.93	6.56
3320	Maintenance Service Contract	46,160.00	46,160.00	.00	58,927.00	.00	12,767.00-	27.65-
	INFORMATION TECHNOLOGY	153,485.00	153,485.00	1,014.14	77,614.07	.00	75,870.93	49.43
12500	**CHILDRENS SERVICES ACT**							
5605	Services/AT RISK Youth/Family	495,000.00	495,000.00	36,918.28	348,720.92	.00	146,279.08	29.55
	CHILDRENS SERVICES ACT	495,000.00	495,000.00	36,918.28	348,720.92	.00	146,279.08	29.55
	GENERAL & FINANCIAL ADMIN	2,270,005.00	2,270,005.00	183,540.93	1,776,022.62	.00	493,982.38	21.76
13100	**ELECTORAL BOARD/OFFICIALS**							
1100	Salaries and Wages - Regular	8,000.00	8,000.00	.00	4,645.69	.00	3,354.31	41.92
2100	FICA/Medicare Tax	612.00	612.00	.00	355.40	.00	256.60	41.92
2600	Unemployment Insurance	34.00	34.00	.00	31.60	.00	2.40	7.05
2700	Worker's Compensation	14.00	14.00	.00	15.00	.00	1.00-	7.14-
3160	Professional Services	12,625.00	12,625.00	.00	7,667.00	.00	4,958.00	39.27
3180	Services-Election Officials	9,000.00	9,000.00	.00	5,895.00	.00	3,105.00	34.50
3310	Repairs & Maintenance	150.00	150.00	.00	.00	.00	150.00	100.00
3500	Printing and Binding	5,500.00	5,500.00	.00	2,288.40	.00	3,211.60	58.39
3600	Advertising	1,500.00	1,500.00	.00	1,035.89	.00	464.11	30.94
5210	Postal Services	3,500.00	3,500.00	.00	1,978.04	.00	1,521.96	43.48
5510	Travel	500.00	500.00	.00	34.50	.00	465.50	93.10
5810	Dues/Association Memberships	180.00	180.00	.00	180.00	.00	.00	.00
6021	Election Supplies	1,500.00	1,500.00	.00	813.80	.00	686.20	45.74
	ELECTORAL BOARD/OFFICIALS	43,115.00	43,115.00	.00	24,940.32	.00	18,174.68	42.15
13200	**REGISTRAR**							
1100	Salaries and Wages - Regular	75,135.00	75,135.00	6,261.26	68,873.86	.00	6,261.14	8.33
1300	Part-Time Salaries/Wages-Reg.	31,200.00	31,200.00	1,574.61	16,594.86	.00	14,605.14	46.81
2100	FICA/Medicare Tax	8,135.00	8,135.00	603.38	6,581.60	.00	1,553.40	19.09
2210	VRS-Retirement	5,027.00	5,027.00	418.88	4,607.68	.00	419.32	8.34
2300	Hospital/Medical Plans	9,933.00	9,933.00	718.76	7,906.36	.00	2,026.64	20.40
2400	VRS-Group Life Insurance	1,007.00	1,007.00	83.90	922.90	.00	84.10	8.35
2600	Unemployment Insurance	95.00	95.00	.00	106.64	.00	11.64-	12.25-
2700	Worker's Compensation	219.00	219.00	.00	243.00	.00	24.00-	10.95-
2800	Disability Program	397.00	397.00	33.06	363.66	.00	33.34	8.39
3310	Repairs & Maintenance	13,500.00	13,500.00	.00	.00	.00	13,500.00	100.00

EXPENDITURE SUMMARY

--DETAIL-- 7/01/0501 - 20/22/0501 --DETAIL--

FUND #-100 General Fund

MAJOR ACCT#	DESCRIPTION	BUDGET AMOUNT	APPR. AMOUNT	CURRENT AMOUNT	Y-T-D AMOUNT	ENCUMBRANCE AMOUNT	UNENCUMBERED BALANCE	% REMAIN.
	REGISTRAR							
3320	Maintenance Service Contract	643.00	643.00	.00	525.28	.00	117.72	18.30
3600	Advertising	1,000.00	1,000.00	.00	.00	.00	1,000.00	100.00
5210	Postal Services	1,650.00	1,650.00	.00	.00	.00	1,650.00	100.00
5230	Telecommunications	2,300.00	2,300.00	188.10	2,079.93	.00	220.07	9.56
5540	Travel-Convention/Education	1,300.00	1,300.00	325.00	1,045.11	.00	254.89	19.60
5810	Dues/Association Memberships	200.00	200.00	.00	200.00	.00	.00	.00
6001	Office Supplies	1,500.00	1,500.00	.00	1,245.99	.00	254.01	16.93
	REGISTRAR	153,241.00	153,241.00	10,206.95	111,296.87	.00	41,944.13	27.37
	ELECTORAL BOARD/OFFICIALS	196,356.00	196,356.00	10,206.95	136,237.19	.00	60,118.81	30.61
21100	**CIRCUIT COURT**							
5650	11th Jud Circuit Cler Suprt	8,500.00	8,500.00	.00	8,864.10	.00	364.10-	4.28-
6012	Books and Subscriptions	825.00	825.00	568.61	568.61	.00	256.39	31.07
	CIRCUIT COURT	9,325.00	9,325.00	568.61	9,432.71	.00	107.71-	1.15-
21200	**GENERAL DISTRICT COURT**							
3166	Court Appointed Counsel	6,000.00	6,000.00	625.00	1,825.00	.00	4,175.00	69.58
3167	Counsel Travel Expenses	200.00	200.00	.00	20.00	.00	180.00	90.00
3320	Maintenance Service Contract	2,300.00	2,300.00	467.50	2,107.31	.00	192.69	8.37
3330	Janitorial Contractual Services	4,200.00	4,200.00	350.00	3,850.00	.00	350.00	8.33
5210	Postal Services	45.00	45.00	.00	.00	.00	45.00	100.00
5230	Telecommunications	3,200.00	3,200.00	236.12	2,738.20	.00	461.80	14.43
5540	Travel-Convention/Education	1,000.00	1,000.00	433.33	433.33	.00	566.67	56.66
5810	Dues/Association Memberships	300.00	300.00	195.00	270.00	.00	30.00	10.00
6001	Office Supplies	400.00	400.00	.00	205.04	.00	194.96	48.74
6011	Uniforms and Wearing Apparel	500.00	500.00	.00	.00	.00	500.00	100.00
6012	Books and Subscriptions	800.00	800.00	.00	449.00	.00	351.00	43.87
	GENERAL DISTRICT COURT	18,945.00	18,945.00	2,306.95	11,897.88	.00	7,047.12	37.19
21300	**SPECIAL MAGISTRATES**							
5230	Telecommunications	250.00	250.00	14.80	165.13	.00	84.87	33.94
	SPECIAL MAGISTRATES	250.00	250.00	14.80	165.13	.00	84.87	33.94
21600	**CLERK OF CIRCUIT COURT**							
1100	Salaries and Wages-Regular	215,746.00	215,746.00	18,263.28	200,896.08	.00	14,849.92	6.88
1300	Part-Time Salaries/Wages-Reg.	5,000.00	5,000.00	.00	.00	.00	5,000.00	100.00
2100	FICA/Medicare Tax	16,887.00	16,887.00	1,361.18	14,827.69	.00	2,059.31	12.19
2210	VRS-Retirement	14,433.00	14,433.00	1,221.82	13,440.02	.00	992.98	6.87
2300	Hospital/Medical Plans	44,439.00	44,439.00	2,356.44	29,191.04	.00	15,247.96	34.31
2400	VRS-Group Life Insurance	2,891.00	2,891.00	244.70	2,691.70	.00	199.30	6.89
2600	Unemployment Insurance	97.00	97.00	.00	73.27	.00	23.73	24.46
2700	Worker's Compensation	557.00	557.00	.00	618.00	.00	61.00-	10.95-
2800	Disability Program	170.00	170.00	14.52	159.72	.00	10.28	6.04
3160	Professional Services	2,500.00	2,500.00	.00	30.00	.00	2,470.00	98.80
3167	Indexing	100.00	100.00	.00	.00	.00	100.00	100.00

EXPENDITURE SUMMARY

--DETAIL-- 7/01/0501 - 20/22/0501 --DETAIL--

FUND #-100 General Fund

MAJOR ACCT#	DESCRIPTION	BUDGET AMOUNT	APPR. AMOUNT	CURRENT AMOUNT	Y-T-D AMOUNT	ENCUMBRANCE AMOUNT	UNENCUMBERED BALANCE	% REMAIN.
	CLERK OF CIRCUIT COURT							
3180	Fees for Services - Jurors	3,300.00	3,300.00	30.00-	2,028.60	.00	1,271.40	38.52
3310	Repairs & Maintenance	150.00	150.00	.00	.00	.00	150.00	100.00
3320	Maintenance Service Contract	8,000.00	8,000.00	2,958.60	9,055.18	.00	1,055.18-	13.18-
3500	Printing and Binding	2,200.00	2,200.00	.00	859.91	.00	1,340.09	60.91
3800	Records Preservation Grant	.00	34,317.50	.00	.00	.00	34,317.50	100.00
5210	Postal Services	1,600.00	1,600.00	.00	66.00	.00	1,534.00	95.87
5230	Telecommunications	2,000.00	2,000.00	179.04	1,940.72	.00	59.28	2.96
5540	Travel-Convention/Education	1,800.00	1,800.00	.00	670.45	.00	1,129.55	62.75
5810	Dues/Association Memberships	350.00	350.00	.00	320.00	.00	30.00	8.57
5844	Books Preservation Grant	.00	.00	.00	50,909.50	.00	50,909.50-	100.00-
6001	Office Supplies	1,000.00	1,000.00	.00	190.41	.00	809.59	80.95
6012	Books and Subscriptions	150.00	150.00	.00	.00	.00	150.00	100.00
	CLERK OF CIRCUIT COURT	323,370.00	357,687.50	26,569.58	327,968.29	.00	29,719.21	8.30
21700	**SHERIFF-COURTROOM SECURITY**							
21800	**LAW LIBRARY**							
1300	Part-time Salaries/Wages-Regular	2,472.00	2,472.00	206.00	2,290.00	.00	182.00	7.36
2100	FICA/Medicare Tax	189.00	189.00	.00	.00	.00	189.00	100.00
2700	Worker's Compensation	3.00	3.00	.00	3.00	.00	.00	.00
6012	Books and Subscriptions	1,800.00	1,800.00	.00	776.22	.00	1,023.78	56.87
	LAW LIBRARY	4,464.00	4,464.00	206.00	3,069.22	.00	1,394.78	31.24
21900	**VICTIM WITNESS**							
1100	Salaries and Wages-Regular	45,009.00	45,009.00	3,750.76	41,258.36	.00	3,750.64	8.33
2100	FICA/Medicare Tax	3,443.00	3,443.00	286.58	3,152.38	.00	290.62	8.44
2210	VRS-Retirement	3,011.00	3,011.00	250.90	2,816.18	.00	194.82	6.47
2300	Hospital/Medical Plans	8,849.00	9,490.00	629.40	8,123.40	.00	1,366.60	14.40
2400	VRS-Group Life Insurance	603.00	603.00	50.26	552.86	.00	50.14	8.31
2600	Unemployment Insurance	37.00	37.00	.00	22.02	.00	14.98	40.48
2700	Worker's Compensation	264.00	264.00	.00	293.00	.00	29.00-	10.98-
2800	Disability Program	238.00	238.00	19.80	217.80	.00	20.20	8.48
2900	VRS-Group Health Ins Credit	99.00	99.00	8.26	90.86	.00	8.14	8.22
3160	Professional Services	3,328.00	1,000.00	.00	.00	.00	1,000.00	100.00
3500	Printing & Binding	550.00	550.00	.00	.00	.00	550.00	100.00
5210	Postal Services	500.00	500.00	.00	66.00	.00	434.00	86.80
5230	Telecommunications	2,400.00	2,400.00	212.40	2,297.70	.00	102.30	4.26
5510	Travel	.00	.00	.00	165.76	.00	165.76-	100.00-
5540	Travel-Convention/Education	2,208.00	1,517.00	53.87	89.15	.00	1,427.85	94.12
5545	Conference Fees	1,050.00	1,050.00	.00	275.00	.00	775.00	73.80
5546	Subsistence - Meals and Lodging	.00	2,601.00	.00	339.35	.00	2,261.65	86.95
5810	Dues/Association Memberships	300.00	300.00	.00	150.00	.00	150.00	50.00
6001	Office Supplies	1,500.00	3,877.00	.00	1,398.96	.00	2,478.04	63.91
8207	ADP Equipment	2,600.00	.00	.00	.00	.00	.00	.00
	VICTIM WITNESS	75,989.00	75,989.00	5,262.23	61,308.78	.00	14,680.22	19.31
	CIRCUIT COURT	432,343.00	466,660.50	34,928.17	413,842.01	.00	52,818.49	11.31

EXPENDITURE SUMMARY

--DETAIL-- 7/01/0501 - 20/22/0501 --DETAIL--

FUND #-100 General Fund

MAJOR ACCT#	DESCRIPTION	BUDGET AMOUNT	APPR. AMOUNT	CURRENT AMOUNT	Y-T-D AMOUNT	ENCUMBRANCE AMOUNT	UNENCUMBERED BALANCE	% REMAIN.
22100	**COMMONWEALTH'S ATTORNEY**							
1100	Salaries and Wages - Regular	242,766.00	242,766.00	20,348.66	223,835.26	.00	18,930.74	7.79
1300	Part-Time Salaries/Wages-Reg	28,350.00	28,350.00	.00	15,269.21	.00	13,080.79	46.14
2100	FICA/Medicare Tax	20,740.00	20,740.00	1,464.08	17,261.73	.00	3,478.27	16.77
2210	VRS-Retirement	16,241.00	16,241.00	1,361.32	14,919.22	.00	1,321.78	8.13
2300	Hospital/Medical Plans	34,990.00	34,990.00	2,387.84	28,960.68	.00	6,029.32	17.23
2400	VRS-Group Life Insurance	3,253.00	3,253.00	272.68	2,988.42	.00	264.58	8.13
2600	Unemployment Insurance	79.00	79.00	.00	808.44	.00	729.44-	923.34-
2700	Worker's Compensation	497.00	497.00	.00	551.00	.00	54.00-	10.86-
2800	Disability Program	549.00	549.00	46.40	506.06	.00	42.94	7.82
3160	Professional Services	500.00	500.00	.00	15.35	.00	484.65	96.93
3310	Repairs and Maintenance	350.00	350.00	.00	.00	.00	350.00	100.00
3320	Maintenance Service Contract	.00	.00	.00	1,411.23	.00	1,411.23-	100.00-
3500	Printing and Binding	550.00	550.00	.00	11.13	.00	538.87	97.97
3600	Advertising	150.00	150.00	270.00	270.00	.00	120.00-	80.00-
5210	Postal Services	515.00	515.00	406.00	508.00	.00	7.00	1.35
5230	Telecommunications	3,668.00	3,668.00	202.13	2,419.73	.00	1,248.27	34.03
5540	Travel-Convention/Education	1,800.00	1,800.00	.00	.00	.00	1,800.00	100.00
5810	Dues/Association Memberships	1,500.00	1,500.00	.00	2,145.00	.00	645.00-	43.00-
6001	Office Supplies	1,905.00	1,905.00	113.06	2,879.63	.00	974.63-	51.16-
6012	Books and Subscriptions	800.00	800.00	.00	245.75	.00	554.25	69.28
6024	Forfeiture Asset Sharing Program	600.00	1,200.00	.00	600.00	.00	600.00	50.00
	COMMONWEALTH'S ATTORNEY	359,803.00	360,403.00	26,872.17	315,605.84	.00	44,797.16	12.42
	COMMONWEALTH'S ATTORNEY	359,803.00	360,403.00	26,872.17	315,605.84	.00	44,797.16	12.42
31000	**Law Enforcement & Traffic**							
31200	**SHERIFF**							
1100	Salaries and Wages-Regular	1,530,288.00	1,530,288.00	120,464.12	1,318,271.86	.00	212,016.14	13.85
1200	Salaries and Wages-Overtime	60,000.00	60,000.00	6,051.17	32,275.71	.00	27,724.29	46.20
1250	Salaries and Wages - Select Enforc	55,000.00	55,000.00	3,084.94	47,064.25	.00	7,935.75	14.42
1300	Part-Time Salaries/Wages-Reg.	121,415.00	121,415.00	7,059.19	89,703.64	.00	31,711.36	26.11
1800	Salaries/Wages-Comp Time	35,000.00	35,000.00	.00	192.42	.00	34,807.58	99.45
1900	Bonus Pay	.00	.00	6,000.00	39,000.00	.00	39,000.00-	100.00-
2100	FICA/Medicare Tax	137,830.00	137,830.00	10,585.97	115,200.76	.00	22,629.24	16.41
2210	VRS-Retirement	102,376.00	102,376.00	8,300.28	87,291.98	.00	15,084.02	14.73
2300	Hospital/Medical Plans	286,505.00	286,505.00	20,176.50	239,371.11	.00	47,133.89	16.45
2400	VRS-Group Life Insurance	20,506.00	20,506.00	1,662.60	17,484.93	.00	3,021.07	14.73
2600	Unemployment Insurance	1,024.00	1,024.00	.00	249.19	.00	774.81	75.66
2700	Worker's Compensation	26,000.00	26,000.00	.00	30,662.00	.00	4,662.00-	17.93-
2750	LODA Coverage - Worker's Comp	24,000.00	24,000.00	.00	23,947.00	.00	53.00	.22
2800	Disability Program	1,962.00	1,962.00	122.98	1,376.18	.00	585.82	29.85
3110	Professional Health Services	6,500.00	6,500.00	395.00	1,320.00	.00	5,180.00	79.69
3160	Professional Services	2,000.00	2,000.00	.00	2,318.00	.00	318.00-	15.90-
3310	Repairs & Maintenance	79,000.00	79,000.00	3,060.06	62,737.75	.00	16,262.25	20.58
3320	Maintenance Service Contract	153,183.00	153,183.00	10,875.51	118,815.96	.00	34,367.04	22.43
3500	Printing and Binding	2,325.00	2,325.00	196.86	868.65	.00	1,456.35	62.63

EXPENDITURE SUMMARY

--DETAIL-- 7/01/0501 - 20/22/0501 --DETAIL--

FUND #-100 General Fund

MAJOR ACCT#	DESCRIPTION	BUDGET AMOUNT	APPR. AMOUNT	CURRENT AMOUNT	Y-T-D AMOUNT	ENCUMBRANCE AMOUNT	UNENCUMBERED BALANCE	% REMAIN.
	SHERIFF							
3600	Advertising	1,300.00	1,300.00	.00	142.00	.00	1,158.00	89.07
5210	Postal Services	2,000.00	2,000.00	176.71	2,124.74	.00	124.74-	6.23-
5230	Telecommunications	39,003.00	39,003.00	2,000.70	41,864.55	.00	2,861.55-	7.33-
5305	Motor Vehicle Insurance	16,000.00	16,000.00	.00	12,686.00	.00	3,314.00	20.71
5540	Travel-Convention/Education	25,500.00	25,500.00	2,690.99	11,220.34	.00	14,279.66	55.99
5550	Travel-Prisoner Extradition	200.00	200.00	12.51	98.75	.00	101.25	50.62
5560	Travel - TDO ECO	10,000.00	10,000.00	868.57	12,004.25	.00	2,004.25-	20.04-
5570	Police Academy Training	20,617.00	20,617.00	.00	18,942.84	.00	1,674.16	8.12
5580	K-9 Supplies and Services	3,000.00	3,000.00	.00	.00	.00	3,000.00	100.00
5810	Dues/Association Memberships	1,800.00	1,800.00	.00	135.00	.00	1,665.00	92.50
5840	Permits/Titles/Deeds/etc.	20.00	20.00	.00	.00	.00	20.00	100.00
6001	Office Supplies	8,500.00	8,531.99	437.47	6,998.62	.00	1,533.37	17.97
6008	Vehicle/Powered Equip. Fuels	66,667.00	66,667.00	8,010.27	74,212.15	.00	7,545.15-	11.31-
6010	Police Supplies	26,075.00	26,075.00	1,051.00	20,753.58	.00	5,321.42	20.40
6011	Uniforms and Wearing Apparel	26,000.00	26,000.00	289.94	15,744.02	.00	10,255.98	39.44
6012	Books and Subscriptions	3,348.00	3,348.00	.00	2,904.69	.00	443.31	13.24
6014	Other Operating Supplies	5,000.00	5,000.00	.00	1,718.70	.00	3,281.30	65.62
6022	Special Law Enforcement Equip.	46,253.00	51,003.00	616.47	35,373.70	.00	15,629.30	30.64
6023	Criminal Investigative Supplies	2,100.00	2,100.00	.00	1,768.15	.00	331.85	15.80
6298	DMV State Grant	15,000.00	15,000.00	.00	.00	.00	15,000.00	100.00
6299	VITA Grant	223,859.00	223,859.00	.00	1,295.00	.00	222,564.00	99.42
8202	Furniture and Fixtures	.00	.00	326.00	519.00	.00	519.00-	100.00-
8203	Communications Equipment	.00	.00	15.98	348.71	.00	348.71-	100.00-
8299	VITA Grant	.00	.00	26,952.27	27,115.00	.00	27,115.00-	100.00-
	SHERIFF	3,187,156.00	3,191,937.99	241,484.06	2,516,121.18	.00	675,816.81	21.17
31400	**911 SYSTEM**							
31900	**SCHOOL RESOURCE OFFICER**							
	Law Enforcement & Traffic	3,187,156.00	3,191,937.99	241,484.06	2,516,121.18	.00	675,816.81	21.17
32000	**FIRE AND RESCUE SERVICES**							
32200	**VOLUNTEER FIRE DEPARTMENT**							
3310	Repairs & Maintenance	1,500.00	1,500.00	.00	3,034.33	.00	1,534.33-	102.28-
3320	Maintenance Service Contract	2,400.00	2,400.00	.00	681.00	.00	1,719.00	71.62
5110	Electrical Services	16,000.00	16,000.00	1,039.12	12,644.25	.00	3,355.75	20.97
5125	Propane Services	8,000.00	8,000.00	.00	5,354.67	.00	2,645.33	33.06
5130	Water & Sewer Services	700.00	700.00	706.65	1,042.03	.00	342.03-	48.86-
5305	Motor Vehicle Insurance	30,000.00	30,000.00	.00	22,324.00	.00	7,676.00	25.58
5308	General Liability Ins.	21,000.00	21,000.00	.00	14,108.00	.00	6,892.00	32.81
5310	Medical Insurance	45,000.00	45,000.00	.00	44,486.00	.00	514.00	1.14
5660	Local Support - Maintenance	80,000.00	80,000.00	.00	80,000.00	.00	.00	.00
5665	State Forest Fire Protection	14,250.00	14,250.00	.00	13,847.22	.00	402.78	2.82
6007	Repair & Maintenance Supplies	1,000.00	1,000.00	.00	144.17	.00	855.83	85.58
8201	Machinery/Equipment (Grant)	45,000.00	51,363.00	.00	.00	.00	51,363.00	100.00
	VOLUNTEER FIRE DEPARTMENT	264,850.00	271,213.00	1,745.77	197,665.67	.00	73,547.33	27.11

EXPENDITURE SUMMARY

--DETAIL-- 7/01/0501 - 20/22/0501 --DETAIL--

FUND #-100 General Fund

MAJOR ACCT#	DESCRIPTION	BUDGET AMOUNT	APPR. AMOUNT	CURRENT AMOUNT	Y-T-D AMOUNT	ENCUMBRANCE AMOUNT	UNENCUMBERED BALANCE	% REMAIN.
32300	**AMBULANCE/RESCUE SERVICES**							
5310	Medical Insurance	12,000.00	12,000.00	.00	10,364.00	.00	1,636.00	13.63
5601	4-For-Life EMS State Funds	16,250.00	16,250.00	.00	.00	.00	16,250.00	100.00
5685	Chesterfield Med. Flight	200.00	200.00	.00	200.00	.00	.00	.00
5686	Support Local Rescue Squad	440,000.00	556,342.34	.00	556,342.34	.00	.00	.00
	AMBULANCE/RESCUE SERVICES	468,450.00	584,792.34	.00	566,906.34	.00	17,886.00	3.05
	FIRE AND RESCUE SERVICES	733,300.00	856,005.34	1,745.77	764,572.01	.00	91,433.33	10.68
33000	**CORRECTION & DETENTION**							
33200	**CO/CITY OPERATED INSTITUTIONS**							
5805	Piedmont Regional Jail	735,000.00	735,000.00	33,333.34	765,624.17	.00	30,624.17-	4.16-
5806	Piedmont Juvenile Detention Center	38,000.00	38,000.00	4,300.00	9,400.00	.00	28,600.00	75.26
5808	Outside Monitored Care	8,000.00	8,000.00	.00	810.00	.00	7,190.00	89.87
	CO/CITY OPERATED INSTITUTIONS	781,000.00	781,000.00	37,633.34	775,834.17	.00	5,165.83	.66
33300	**COURT SERVICES UNIT**							
5230	Telecommunications	960.00	960.00	91.49	1,043.06	.00	83.06-	8.65-
5846	VJCCCA Grant/First Offender	9,060.00	9,060.00	.00	.00	.00	9,060.00	100.00
	COURT SERVICES UNIT	10,020.00	10,020.00	91.49	1,043.06	.00	8,976.94	89.59
	CORRECTION & DETENTION	791,020.00	791,020.00	37,724.83	776,877.23	.00	14,142.77	1.78
34100	**BUILDING INSPECTIONS**							
1100	Salaries and Wages - Regular	124,628.00	124,628.00	9,000.00	105,398.54	.00	19,229.46	15.42
1300	Part-Time Salaries/Wages-Reg.	.00	.00	.00	1,324.50	.00	1,324.50-	100.00-
2100	FICA/Medicare Tax	9,534.00	9,534.00	668.14	7,880.01	.00	1,653.99	17.34
2210	VRS-Retirement	8,338.00	8,338.00	602.10	6,965.72	.00	1,372.28	16.45
2300	Hospital/Medical Plans	22,042.00	22,042.00	1,437.52	17,774.84	.00	4,267.16	19.35
2400	VRS-Group Life Insurance	1,670.00	1,670.00	120.60	1,412.34	.00	257.66	15.42
2600	Unemployment Insurance	37.00	37.00	.00	197.36	.00	160.36-	433.40-
2700	Worker's Compensation	3,931.00	3,931.00	.00	4,365.00	.00	434.00-	11.04-
2800	Disability Program	.00	.00	18.04	180.40	.00	180.40-	100.00-
2900	VRS-Group Health Ins Credit	274.00	274.00	19.80	231.86	.00	42.14	15.37
3160	Professional Services	.00	.00	.00	35.00	.00	35.00-	100.00-
3310	Repairs & Maintenance	500.00	500.00	71.61	300.60	.00	199.40	39.88
3500	Printing and Binding	.00	.00	.00	76.26	.00	76.26-	100.00-
3600	Advertising	300.00	300.00	.00	394.24	.00	94.24-	31.41-
5210	Postal Services	500.00	500.00	6.77	61.31	.00	438.69	87.73
5230	Telecommunications	500.00	500.00	237.47	526.49	.00	26.49-	5.29-
5305	Motor Vehicle Insurance	850.00	850.00	.00	674.00	.00	176.00	20.70
5540	Travel-Convention/Education	125.00	125.00	59.36	336.10	.00	211.10-	168.88-
5810	Dues/Association Memberships	50.00	50.00	.00	45.00	.00	5.00	10.00
6001	Office Supplies	500.00	500.00	135.83	487.92	.00	12.08	2.41
6008	Vehicle/Powered Equip. Fuels	1,500.00	1,500.00	86.21	828.64	.00	671.36	44.75
6009	Vehicle/Powered Equip.Supplies	500.00	500.00	28.43	139.04	.00	360.96	72.19
6012	Books and Subscriptions	2,000.00	2,000.00	.00	1,910.68	.00	89.32	4.46

EXPENDITURE SUMMARY

--DETAIL-- 7/01/0501 - 20/22/0501 --DETAIL--

FUND #-100 General Fund

MAJOR ACCT#	DESCRIPTION	BUDGET AMOUNT	APPR. AMOUNT	CURRENT AMOUNT	Y-T-D AMOUNT	ENCUMBRANCE AMOUNT	UNENCUMBERED BALANCE	% REMAIN.
	BUILDING INSPECTIONS							
	BUILDING INSPECTIONS	177,779.00	177,779.00	12,491.88	151,545.85	.00	26,233.15	14.75
	BUILDING INSPECTIONS	177,779.00	177,779.00	12,491.88	151,545.85	.00	26,233.15	14.75
35000	**OTHER PROTECTION**							
35100	**ANIMAL CONTROL**							
1100	Salaries and Wages-Regular	115,724.00	115,724.00	9,672.20	106,223.56	.00	9,500.44	8.20
1200	Salaries &Wages - Overtime	.00	.00	.00	734.97	.00	734.97-	100.00-
2100	FICA/Medicare Tax	8,853.00	8,853.00	728.98	8,061.92	.00	791.08	8.93
2210	VRS-Retirement	7,742.00	7,742.00	647.06	7,106.26	.00	635.74	8.21
2300	Hospital/Medical Plans	18,898.00	18,898.00	1,258.80	16,246.80	.00	2,651.20	14.02
2400	VRS-Group Life Insurance	1,551.00	1,551.00	129.60	1,423.32	.00	127.68	8.23
2600	Unemployment Insurance	97.00	97.00	.00	36.60	.00	60.40	62.26
2700	Worker's Compensation	1,903.00	1,903.00	.00	2,113.00	.00	210.00-	11.03-
2800	Disability Program	360.00	360.00	30.20	331.24	.00	28.76	7.98
2900	VRS-Group Health Ins Credit	255.00	255.00	21.28	233.60	.00	21.40	8.39
3110	Professional Health Services	150.00	150.00	1,267.26	1,419.26	.00	1,269.26-	846.17-
3160	Professional Services	11,000.00	11,000.00	55.00	7,172.26	.00	3,827.74	34.79
3170	Contractual Services	1,000.00	1,000.00	.00	1,000.00	.00	.00	.00
3310	Repairs & Maintenance	1,500.00	1,500.00	.00	1,672.86	.00	172.86-	11.52-
3600	Advertising	250.00	250.00	.00	.00	.00	250.00	100.00
5110	Electrical Services	4,000.00	4,000.00	238.30	2,999.19	.00	1,000.81	25.02
5120	Heating Services	550.00	550.00	.00	.00	.00	550.00	100.00
5210	Postal Services	700.00	700.00	36.22	539.33	.00	160.67	22.95
5230	Telecommunications	2,400.00	2,400.00	186.72	2,038.42	.00	361.58	15.06
5305	Motor Vehicle Insurance	1,600.00	1,600.00	.00	1,268.00	.00	332.00	20.75
5540	Travel-Convention/Education	900.00	900.00	.00	.00	.00	900.00	100.00
5601	APAW(Animal Friendly License Plate)	300.00	300.00	.00	.00	.00	300.00	100.00
5810	Dues/Association Memberships	100.00	100.00	.00	.00	.00	100.00	100.00
5840	Permits/Titles/Deeds/etc.	35.00	35.00	.00	.00	.00	35.00	100.00
6001	Office Supplies	1,500.00	1,500.00	.00	1,692.81	.00	192.81-	12.85-
6002	Food Supplies	2,000.00	2,000.00	.00	643.43	.00	1,356.57	67.82
6005	Janitorial Supplies	3,000.00	3,000.00	.00	2,197.98	.00	802.02	26.73
6007	Repair & Maintenance Supplies	450.00	450.00	.00	382.43	.00	67.57	15.01
6008	Vehicle/Powered Equip. Fuels	3,200.00	3,200.00	165.55	2,003.93	.00	1,196.07	37.37
6009	Vehicle/Powered Equip.Supplies	900.00	900.00	.00	1,310.33	.00	410.33-	45.59-
6011	Uniforms and Wearing Apparel	800.00	800.00	.00	816.60	.00	16.60-	2.07-
	ANIMAL CONTROL	191,718.00	191,718.00	14,437.17	169,668.10	.00	22,049.90	11.50
35300	**MEDICAL EXAMINER**							
3100	Professional Services	160.00	160.00	20.00	80.00	.00	80.00	50.00
	MEDICAL EXAMINER	160.00	160.00	20.00	80.00	.00	80.00	50.00
35500	**EMERGENCY MANAGEMENT**							
1100	Salaries and Wages - Regular	118,120.00	118,120.00	8,188.36	85,002.32	.00	33,117.68	28.03
2100	FICA/Medicare Tax	9,036.00	9,036.00	625.30	6,486.50	.00	2,549.50	28.21

EXPENDITURE SUMMARY

--DETAIL-- 7/01/0501 - 20/22/0501 --DETAIL--

FUND #-100 General Fund

MAJOR ACCT#	DESCRIPTION	BUDGET AMOUNT	APPR. AMOUNT	CURRENT AMOUNT	Y-T-D AMOUNT	ENCUMBRANCE AMOUNT	UNENCUMBERED BALANCE	% REMAIN.
	EMERGENCY MANAGEMENT							
2210	VRS-Retirement	7,902.00	7,902.00	547.80	5,686.68	.00	2,215.32	28.03
2300	Hospital/Medical Plans	9,933.00	9,933.00	718.76	7,906.36	.00	2,026.64	20.40
2400	VRS-Group Life Insurance	1,583.00	1,583.00	109.72	1,139.00	.00	444.00	28.04
2600	Unemployment Insurance	37.00	37.00	.00	112.34	.00	75.34-	203.62-
2700	Worker's Compensation	2,634.00	2,634.00	.00	2,924.00	.00	290.00-	11.00-
2800	Disability Program	158.00	158.00	.00	.00	.00	158.00	100.00
2900	VRS-Group Health Ins Credit	260.00	260.00	18.02	187.06	.00	72.94	28.05
3310	Repairs & Maintenance	100.00	100.00	.00	1,097.50	.00	997.50-	997.50-
3320	Maintenance Service Contract	450.00	450.00	.00	977.18	.00	527.18-	117.15-
3325	911 Communications Maintenance	26,000.00	26,000.00	1,350.67	19,014.90	.00	6,985.10	26.86
5210	Postal Services	65.00	65.00	.00	.00	.00	65.00	100.00
5230	Telecommunications	1,750.00	1,750.00	137.20	1,516.28	.00	233.72	13.35
5305	Motor Vehicle Insurance	1,400.00	1,400.00	.00	1,110.00	.00	290.00	20.71
5540	Travel-Convention/Education	1,200.00	1,200.00	.00	895.40	.00	304.60	25.38
5810	Dues/Association Memberships	75.00	75.00	.00	.00	.00	75.00	100.00
6001	Office Supplies	300.00	300.00	.00	125.18	.00	174.82	58.27
6002	CERT Program - Reflective Signs	500.00	500.00	.00	246.34	.00	253.66	50.73
6007	Repair & Maintenance Supplies	1,200.00	1,200.00	.00	.00	.00	1,200.00	100.00
6008	Vehicle/Powered Equip. Fuels	1,500.00	1,500.00	136.51	804.41	.00	695.59	46.37
6009	Vehicle/Powered Equip.Supplies	450.00	450.00	.00	382.32	.00	67.68	15.04
6015	LEMPG Grant	7,500.00	7,500.00	677.00	4,560.76	.00	2,939.24	39.18
6016	Radiological Prep Grant	700.00	700.00	.00	884.71	.00	184.71-	26.38-
	EMERGENCY MANAGEMENT	192,853.00	192,853.00	12,509.34	141,059.24	.00	51,793.76	26.85
	OTHER PROTECTION	384,731.00	384,731.00	26,966.51	310,807.34	.00	73,923.66	19.21
41000	**HIGHWAY MAINTENANCE**							
41300	**Other Maintenance**							
41320	**STREET LIGHTS**							
5110	Electrical Services	5,200.00	5,200.00	410.45	3,693.48	.00	1,506.52	28.97
	STREET LIGHTS	5,200.00	5,200.00	410.45	3,693.48	.00	1,506.52	28.97
	HIGHWAY MAINTENANCE	5,200.00	5,200.00	410.45	3,693.48	.00	1,506.52	28.97
42400	**ENVIRONMENTAL SERVICES**							
1100	Salaries and Wages - Regular	145,800.00	145,800.00	11,470.50	114,966.48	.00	30,833.52	21.14
1300	Part-Time Salaries/Wages - Reg	3,300.00	3,300.00	90.00	690.00	.00	2,610.00	79.09
2100	FICA/Medicare Tax	11,154.00	11,154.00	859.51	8,646.98	.00	2,507.02	22.47
2210	VRS-Retirement	9,754.00	9,754.00	763.38	7,602.72	.00	2,151.28	22.05
2300	Hospital/Medical Plans	18,782.00	18,782.00	1,258.80	13,958.60	.00	4,823.40	25.68
2400	VRS-Group Life Insurance	1,954.00	1,954.00	152.90	1,522.78	.00	431.22	22.06
2600	Unemployment Insurance	74.00	74.00	.00	184.09	.00	110.09-	148.77-
2700	Worker's Compensation	5,267.00	5,267.00	.00	5,847.00	.00	580.00-	11.01-
2800	Disability Program	298.00	298.00	20.90	167.20	.00	130.80	43.89
2900	VRS-Group Health Ins Credit	321.00	321.00	25.10	250.00	.00	71.00	22.11
3110	Professional Health Services	200.00	200.00	.00	.00	.00	200.00	100.00

EXPENDITURE SUMMARY

--DETAIL-- 7/01/0501 - 20/22/0501 --DETAIL--

FUND #-100 General Fund

MAJOR ACCT#	DESCRIPTION	BUDGET AMOUNT	APPR. AMOUNT	CURRENT AMOUNT	Y-T-D AMOUNT	ENCUMBRANCE AMOUNT	UNENCUMBERED BALANCE	% REMAIN.
	ENVIRONMENTAL SERVICES							
3160	Professional Services	7,500.00	7,500.00	1,200.00	3,372.50	.00	4,127.50	55.03
3310	Repairs & Maintenance	150.00	150.00	.00	1.99	.00	148.01	98.67
3600	Advertising	300.00	300.00	.00	151.80	.00	148.20	49.40
5210	Postal Services	100.00	100.00	.54	16.05	.00	83.95	83.95
5230	Telecommunications	2,600.00	2,600.00	144.36	1,624.39	.00	975.61	37.52
5305	Motor Vehicle Insurance	.00	.00	.00	793.00	.00	793.00-	100.00-
5540	Travel-Convention/Education	2,000.00	2,000.00	998.48	4,191.94	.00	2,191.94-	109.59-
5810	Dues/Association Memberships	600.00	600.00	.00	105.00	.00	495.00	82.50
5840	Permits/Titles/Deeds/etc.	500.00	500.00	.00	135.00	.00	365.00	73.00
6001	Office Supplies	250.00	250.00	.00	527.89	.00	277.89-	111.15-
6005	Janitorial Supplies	75.00	75.00	.00	144.90	.00	69.90-	93.20-
6008	Vehicle/Powered Equip. Fuels	1,400.00	1,400.00	142.72	1,435.98	.00	35.98-	2.57-
6009	Vehicle/Powered Equip.Supplies	600.00	600.00	.00	178.26	.00	421.74	70.29
6011	Uniforms and Wearing Apparel	.00	.00	.00	160.00	.00	160.00-	100.00-
6014	Other Operating Supplies	.00	.00	.00	4.34-	.00	4.34	100.00-
6015	Litter Control Grant Expenses	5,800.00	5,800.00	145.16	2,924.38	.00	2,875.62	49.57
6017	Amelia County Cleanup Program	1,000.00	1,000.00	.00	113.79	.00	886.21	88.62
6020	County Landfill Maintenance	500.00	500.00	.00	.00	.00	500.00	100.00
	ENVIRONMENTAL SERVICES	220,279.00	220,279.00	17,272.35	169,708.38	.00	50,570.62	22.95
42600	**LITTER CONTROL**							
42700	**CO. LANDFILL MAINTENANCE**							
	ENVIRONMENTAL SERVICES	220,279.00	220,279.00	17,272.35	169,708.38	.00	50,570.62	22.95
43200	**GENERAL PROPERTIES**							
1100	Salaries and Wages-Regular	418,508.00	418,508.00	32,508.86	380,925.26	.00	37,582.74	8.98
1200	Salaries and Wages-Overtime	6,000.00	6,000.00	2,257.92	7,427.04	.00	1,427.04-	23.78-
1300	Part-Time Salaries/Wages-Reg.	5,000.00	5,000.00	726.00	7,679.49	.00	2,679.49-	53.58-
2100	FICA/Medicare Tax	32,857.00	32,857.00	2,660.83	29,376.90	.00	3,480.10	10.59
2210	VRS-Retirement	27,998.00	27,998.00	2,174.84	25,816.25	.00	2,181.75	7.79
2300	Hospital/Medical Plans	75,612.00	75,612.00	4,966.47	65,229.86	.00	10,382.14	13.73
2400	VRS-Group Life Insurance	5,608.00	5,608.00	435.61	5,118.95	.00	489.05	8.72
2600	Unemployment Insurance	275.00	275.00	.00	331.12	.00	56.12-	20.40-
2700	Worker's Compensation	16,459.00	16,459.00	.00	18,274.00	.00	1,815.00-	11.02-
2800	Disability Program	837.00	837.00	64.10	658.17	.00	178.83	21.36
2900	VRS-Group Health Ins Credit	921.00	921.00	71.53	834.78	.00	86.22	9.36
3110	Professional Health Services	1,500.00	1,500.00	.00	1,283.00	.00	217.00	14.46
3160	Professional Services	15,000.00	15,000.00	82.61	3,991.22	.00	11,008.78	73.39
3170	Contractual Services	4,000.00	4,000.00	.00	1,750.00	.00	2,250.00	56.25
3173	Contractual Services-Construction	5,000.00	5,000.00	.00	1,450.00	.00	3,550.00	71.00
3310	Repairs & Maintenance	50,000.00	50,000.00	34,855.28	54,928.28	.00	4,928.28-	9.85-
3311	Hindle Building Repairs/Maintenance	3,500.00	3,500.00	.00	.00	.00	3,500.00	100.00
3313	Rolling Meadows Repair - Bond Paid	.00	41,741.94	.00	41,741.94	.00	.00	.00
3320	Maintenance Service Contract	6,000.00	6,000.00	763.45	1,873.35	.00	4,126.65	68.77
3550	Street Signs	5,000.00	5,000.00	.00	5,673.00	.00	673.00-	13.46-

EXPENDITURE SUMMARY

--DETAIL-- 7/01/0501 - 20/22/0501 --DETAIL--

FUND #-100 General Fund

MAJOR ACCT#	DESCRIPTION	BUDGET AMOUNT	APPR. AMOUNT	CURRENT AMOUNT	Y-T-D AMOUNT	ENCUMBRANCE AMOUNT	UNENCUMBERED BALANCE	% REMAIN.
	GENERAL PROPERTIES							
3600	Advertising	350.00	350.00	346.88	719.84	.00	369.84-	105.66-
5110	Electrical Services	78,000.00	78,000.00	7,682.31	67,692.78	.00	10,307.22	13.21
5120	Heating Services	3,500.00	3,500.00	.00	920.04	.00	2,579.96	73.71
5125	Propane Services	2,500.00	2,500.00	.00	4,957.90	.00	2,457.90-	98.31-
5130	Water and Sewer Services	15,000.00	15,000.00	2,134.80	15,992.71	.00	992.71-	6.61-
5210	Postal Services	50.00	50.00	77.14	178.65	.00	128.65-	257.30-
5230	Telecommunications	4,000.00	4,000.00	344.18	4,821.88	.00	821.88-	20.54-
5305	Motor Vehicle Insurance	11,000.00	11,000.00	.00	8,722.00	.00	2,278.00	20.70
5307	Property Insurance	22,000.00	22,000.00	.00	21,988.00	.00	12.00	.05
5308	General Liability Ins.	9,000.00	9,000.00	.00	4,744.00	.00	4,256.00	47.28
5410	Lease/Rent of Equipment	6,000.00	6,000.00	.00	2,664.64	.00	3,335.36	55.58
5430	Rental of Custodial/Maint Supplies	.00	.00	.00	2,039.22	.00	2,039.22-	100.00-
5540	Travel-Convention/Education	5,000.00	5,000.00	19.90	2,080.83	.00	2,919.17	58.38
6001	Office Supplies	1,700.00	1,700.00	672.96	1,364.33	.00	335.67	19.74
6003	Agricultural Supplies	9,500.00	9,500.00	2,391.88	7,218.71	.00	2,281.29	24.01
6005	Janitorial Supplies	17,000.00	17,000.00	776.73	13,162.88	.00	3,837.12	22.57
6006	Off Road Equipment Supplies	6,000.00	6,000.00	191.14	2,322.70	.00	3,677.30	61.28
6007	Repair & Maintenance Supplies	50,000.00	50,000.00	9,787.98	35,437.39	.00	14,562.61	29.12
6008	Vehicle/Powered Equip. Fuels	8,000.00	8,000.00	234.99	6,309.78	.00	1,690.22	21.12
6009	Vehicle/Powered Equip.Supplies	7,000.00	7,000.00	7.70	5,770.12	.00	1,229.88	17.56
6010	Off Road Equipment Fuels	2,100.00	2,100.00	193.90	2,360.45	.00	260.45-	12.40-
6011	Uniforms and Wearing Apparel	6,300.00	6,300.00	.00	3,655.10	.00	2,644.90	41.98
6014	Other Operating Supplies	500.00	500.00	.00	.00	.00	500.00	100.00
6016	Miscellaneous Small Tools	2,000.00	2,000.00	.00	1,722.44	.00	277.56	13.87
	GENERAL PROPERTIES	946,575.00	988,316.94	106,429.99	871,209.00	.00	117,107.94	11.84
	GENERAL PROPERTIES	946,575.00	988,316.94	106,429.99	871,209.00	.00	117,107.94	11.84
51100	**LOCAL HEALTH DEPARTMENT**							
5610	Payment to Local Health Dept.	135,818.00	135,818.00	.00	135,818.00	.00	.00	.00
	LOCAL HEALTH DEPARTMENT	135,818.00	135,818.00	.00	135,818.00	.00	.00	.00
	LOCAL HEALTH DEPARTMENT	135,818.00	135,818.00	.00	135,818.00	.00	.00	.00
52200	**MENTAL HEALTH**							
5620	Payment To Crossroads Sv Bd	69,000.00	69,000.00	.00	69,000.00	.00	.00	.00
	MENTAL HEALTH	69,000.00	69,000.00	.00	69,000.00	.00	.00	.00
	MENTAL HEALTH	69,000.00	69,000.00	.00	69,000.00	.00	.00	.00
53230	**AREA AGENCY ON AGING**							
5610	Contribution-Area Agency on Aging	14,815.00	14,815.00	.00	14,815.00	.00	.00	.00
	AREA AGENCY ON AGING	14,815.00	14,815.00	.00	14,815.00	.00	.00	.00
53600	**SOCIAL SERVICES BOARD**							
1100	Salaries and Wages - Regular	2,500.00	2,500.00	400.00	1,250.00	.00	1,250.00	50.00

EXPENDITURE SUMMARY

--DETAIL-- 7/01/0501 - 20/22/0501 --DETAIL--

FUND #-100 General Fund

MAJOR ACCT#	DESCRIPTION	BUDGET AMOUNT	APPR. AMOUNT	CURRENT AMOUNT	Y-T-D AMOUNT	ENCUMBRANCE AMOUNT	UNENCUMBERED BALANCE	% REMAIN.
	SOCIAL SERVICES BOARD							
2100	FICA/Medicare Tax	191.00	191.00	22.96	80.35	.00	110.65	57.93
2600	Unemployment Insurance	3.00	3.00	.00	4.42	.00	1.42-	47.33-
	SOCIAL SERVICES BOARD	2,694.00	2,694.00	422.96	1,334.77	.00	1,359.23	50.45
	AREA AGENCY ON AGING	17,509.00	17,509.00	422.96	16,149.77	.00	1,359.23	7.76
55000	**REGIONAL ORG CONTRIBUTIONS**							
5601	Regional Organization Contributions	65,625.00	65,625.00	.00	65,625.00	.00	.00	.00
	REGIONAL ORG CONTRIBUTIONS	65,625.00	65,625.00	.00	65,625.00	.00	.00	.00
	REGIONAL ORG CONTRIBUTIONS	65,625.00	65,625.00	.00	65,625.00	.00	.00	.00
68000	**COMMUNITY COLLEGES**							
5675	Contribution to John Tyler	1,080.00	1,080.00	.00	1,080.00	.00	.00	.00
	COMMUNITY COLLEGES	1,080.00	1,080.00	.00	1,080.00	.00	.00	.00
	COMMUNITY COLLEGES	1,080.00	1,080.00	.00	1,080.00	.00	.00	.00
71100	**PARKS AND RECREATION**							
1100	Salaries and Wages - Regular	134,961.00	134,961.00	12,726.12	131,111.64	.00	3,849.36	2.85
1300	Part-Time Salaries/Wages-Reg.	49,000.00	49,000.00	4,265.25	37,820.75	.00	11,179.25	22.81
2100	FICA/Medicare Tax	14,073.00	14,073.00	1,291.32	12,740.06	.00	1,332.94	9.47
2210	VRS-Retirement	9,029.00	9,029.00	851.38	8,771.42	.00	257.58	2.85
2300	Hospital/Medical Plans	28,716.00	28,716.00	2,066.92	23,936.12	.00	4,779.88	16.64
2400	VRS-Group Life Insurance	1,808.00	1,808.00	170.52	1,756.80	.00	51.20	2.83
2600	Unemployment Insurance	130.00	130.00	.00	264.97	.00	134.97-	103.82-
2700	Worker's Compensation	546.00	546.00	.00	606.00	.00	60.00-	10.98-
2800	Disability Program	356.00	356.00	29.74	326.78	.00	29.22	8.20
2900	VRS-Group Health Ins Credit	297.00	297.00	28.00	288.44	.00	8.56	2.88
3160	Professional Services	4,500.00	4,500.00	.00	150.00	.00	4,350.00	96.66
3170	Contractual Services	1,000.00	1,000.00	.00	133.63	.00	866.37	86.63
3310	Repairs & Maintenance	1,000.00	1,000.00	.00	142.93	.00	857.07	85.70
3320	Maintenance Service Contract	1,750.00	1,750.00	.00	1,491.71	.00	258.29	14.75
3600	Advertising	1,500.00	1,500.00	.00	542.50	.00	957.50	63.83
5210	Postal Services	100.00	100.00	.00	3.37	.00	96.63	96.63
5230	Telecommunications	7,200.00	7,200.00	394.86	4,225.07	.00	2,974.93	41.31
5305	Motor Vehicle Insurance	3,500.00	3,500.00	.00	2,775.00	.00	725.00	20.71
5308	General Liability Ins.	1,900.00	1,900.00	.00	1,001.00	.00	899.00	47.31
5540	Travel-Convention/Education	1,300.00	1,300.00	.00	1,190.00	.00	110.00	8.46
5810	Dues/Association Memberships	225.00	225.00	.00	.00	.00	225.00	100.00
6001	Office Supplies	2,500.00	2,500.00	13.90	1,495.12	.00	1,004.88	40.19
6003	Agricultural Supplies	50.00	50.00	.00	1,289.00	.00	1,239.00-	478.00-
6008	Vechicle/Powered Equip. Fuels	2,500.00	2,500.00	.00	704.79	.00	1,795.21	71.80
6009	Vehicle/Powered Equip.Supplies	2,400.00	2,400.00	.00	237.14	.00	2,162.86	90.11
	PARKS AND RECREATION	270,341.00	270,341.00	21,838.01	233,004.24	.00	37,336.76	13.81

EXPENDITURE SUMMARY

--DETAIL-- 7/01/0501 - 20/22/0501 --DETAIL--

FUND #-100 General Fund

MAJOR ACCT#	DESCRIPTION	BUDGET AMOUNT	APPR. AMOUNT	CURRENT AMOUNT	Y-T-D AMOUNT	ENCUMBRANCE AMOUNT	UNENCUMBERED BALANCE	% REMAIN.
71500	**RECREATION PROGRAMS**							
3160	Professional Services	32,000.00	32,000.00	2,565.00	28,273.63	.00	3,726.37	11.64
3310	Repairs and Maintenance	.00	.00	66.47	1,822.12	.00	1,822.12-	100.00-
3600	Advertising	.00	.00	.00	33.00	.00	33.00-	100.00-
5308	General Liability Ins.-Participants	7,500.00	7,500.00	.00	400.00	.00	7,100.00	94.66
5810	Dues/Association Memberships	250.00	250.00	.00	.00	.00	250.00	100.00
5840	Permits and Application Fees	3,800.00	3,800.00	.00	580.00	.00	3,220.00	84.73
5852	Miscellaneous(Sales/Refunds)	2,000.00	2,000.00	.00	3,066.21	.00	1,066.21-	53.31-
6008	Vehicle/Powered Equip. Fuels	.00	.00	50.01	1,097.17	.00	1,097.17-	100.00-
6010	Safe and Stable Families Grant	3,000.00	3,000.00	.00	.00	.00	3,000.00	100.00
6011	Snowflake Ball	3,000.00	3,000.00	.00	.00	.00	3,000.00	100.00
6012	Senior Citizens Activities	500.00	500.00	.00	.00	.00	500.00	100.00
6013	Recreation Supplies	63,000.00	63,000.00	5,184.13	56,136.20	.00	6,863.80	10.89
	RECREATION PROGRAMS	115,050.00	115,050.00	7,865.61	91,408.33	.00	23,641.67	20.54
	PARKS AND RECREATION	385,391.00	385,391.00	29,703.62	324,412.57	.00	60,978.43	15.82
73000	**LIBRARY ADMINISTRATION**							
1100	Salaries and Wages - Regular	215,315.00	215,315.00	18,073.98	185,540.81	.00	29,774.19	13.82
1300	Part-Time Salaries/Wages-Reg.	18,720.00	18,720.00	2,110.00	21,105.63	.00	2,385.63-	12.74-
2100	FICA/Medicare Tax	17,904.00	17,904.00	1,516.98	15,574.44	.00	2,329.56	13.01
2210	VRS-Retirement	14,405.00	14,405.00	1,209.16	12,336.22	.00	2,068.78	14.36
2300	Hospital/Medical Plans	30,646.00	30,646.00	3,236.36	38,326.46	.00	7,680.46-	25.06-
2400	VRS-Group Life Insurance	2,885.00	2,885.00	242.20	2,471.02	.00	413.98	14.34
2600	Unemployment Insurance	160.00	160.00	.00	356.01	.00	196.01-	122.50-
2700	Worker's Compensation	358.00	358.00	.00	398.00	.00	40.00-	11.17-
2800	Disability Program	561.00	561.00	65.62	645.74	.00	84.74-	15.10-
2900	VRS-Group Health Ins Credit	474.00	474.00	39.76	405.66	.00	68.34	14.41
3160	Professional Services	6,100.00	6,100.00	882.24	13,084.65	.00	6,984.65-	114.50-
3310	Repairs & Maintenance	2,000.00	2,000.00	.00	.00	.00	2,000.00	100.00
3320	Maintenance Service Contract	15,750.00	15,750.00	.00	4,294.20	.00	11,455.80	72.73
3600	Advertising	200.00	200.00	.00	.00	.00	200.00	100.00
5110	Electrical Services	9,500.00	9,500.00	.00	6,766.37	.00	2,733.63	28.77
5130	Water and Sewer Services	550.00	550.00	82.95	425.02	.00	124.98	22.72
5210	Postal Services	1,500.00	1,500.00	691.88	1,265.37	.00	234.63	15.64
5230	Telecommunications	3,800.00	3,800.00	342.08	3,890.63	.00	90.63-	2.38-
5308	General Liability Ins.	2,035.00	2,035.00	.00	1,073.00	.00	962.00	47.27
5540	Travel-Convention/Education	500.00	500.00	.00	1,205.13	.00	705.13-	141.02-
5810	Dues/Association Memberships	650.00	650.00	.00	1,149.00	.00	499.00-	76.76-
5840	Permits/Application Fees/Licenses	2,450.00	2,450.00	36.00	4,062.11	.00	1,612.11-	65.80-
6001	Office Supplies	2,000.00	2,000.00	43.12	1,689.79	.00	310.21	15.51
6002	Events - Programming	500.00	500.00	24.12	531.11	.00	31.11-	6.22-
6012	Books and Subscriptions	73,562.00	77,822.00	3,225.77	52,516.21	.00	25,305.79	32.51
6020	ARPA Grant	.00	.00	.00	5,633.74	.00	5,633.74-	100.00-
6025	Processing Materials - Books	3,500.00	3,500.00	93.80	3,800.88	.00	300.88-	8.59-
8202	Furniture and Fixtures	.00	.00	.00	283.05	.00	283.05-	100.00-
8207	ADP Equipment	.00	.00	.00	895.05	.00	895.05-	100.00-
	LIBRARY ADMINISTRATION	426,025.00	430,285.00	31,916.02	379,725.30	.00	50,559.70	11.75
	LIBRARY ADMINISTRATION	426,025.00	430,285.00	31,916.02	379,725.30	.00	50,559.70	11.75

EXPENDITURE SUMMARY

--DETAIL-- 7/01/0501 - 20/22/0501 --DETAIL--

FUND #-100 General Fund

MAJOR ACCT#	DESCRIPTION	BUDGET AMOUNT	APPR. AMOUNT	CURRENT AMOUNT	Y-T-D AMOUNT	ENCUMBRANCE AMOUNT	UNENCUMBERED BALANCE	% REMAIN.
81100	**PLANNING**							
1100	Salaries and Wages - Regular	61,168.00	61,168.00	5,897.66	64,874.26	.00	3,706.26-	6.05-
1300	Part-Time Salaries/Wages-Reg.	12,500.00	12,500.00	814.50	11,997.59	.00	502.41	4.01
2100	FICA/Medicare Tax	5,636.00	5,636.00	512.17	5,866.30	.00	230.30-	4.08-
2210	VRS-Retirement	4,092.00	4,092.00	394.56	4,340.16	.00	248.16-	6.06-
2300	Hospital/Medical Plans	9,933.00	9,933.00	629.40	8,123.40	.00	1,809.60	18.21
2400	VRS-Group Life Insurance	820.00	820.00	79.02	869.22	.00	49.22-	6.00-
2600	Unemployment Insurance	35.00	35.00	.00	108.61	.00	73.61-	210.31-
2700	Worker's Compensation	175.00	175.00	.00	194.00	.00	19.00-	10.85-
2800	Disability Program	323.00	323.00	31.14	342.54	.00	19.54-	6.04-
2900	VRS-Group Health Ins Credit	135.00	135.00	12.98	142.78	.00	7.78-	5.76-
3160	Professional Services	22,500.00	22,500.00	.00	6,252.60	.00	16,247.40	72.21
3180	Fees - Planning Comm. Members	3,500.00	3,500.00	100.00-	3,800.00	.00	300.00-	8.57-
3310	Repairs & Maintenance	500.00	500.00	.00	.00	.00	500.00	100.00
3600	Advertising	300.00	300.00	.00	378.69	.00	78.69-	26.23-
5210	Postal Services	400.00	400.00	38.69	357.71	.00	42.29	10.57
5230	Telecommunications	.00	.00	79.72	565.42	.00	565.42-	100.00-
5305	Motor Vehicle Insurance	900.00	900.00	.00	714.00	.00	186.00	20.66
5540	Travel-Convention/Education	1,000.00	1,000.00	15.00	1,008.76	.00	8.76-	.87-
5681	Local Support-Commonwealth Reg Coun	19,000.00	19,000.00	.00	19,000.00	.00	.00	.00
5810	Dues/Association Memberships	.00	.00	.00	355.00	.00	355.00-	100.00-
5999	Geographical Info Systems Work	23,000.00	23,000.00	5,000.00	20,952.50	.00	2,047.50	8.90
6001	Office Supplies	500.00	500.00	.00	245.46	.00	254.54	50.90
6008	Vehicle/Powered Equip. Fuels	150.00	150.00	.00	.00	.00	150.00	100.00
6012	Books and Subscriptions	100.00	100.00	.00	.00	.00	100.00	100.00
	PLANNING	166,667.00	166,667.00	13,404.84	150,489.00	.00	16,178.00	9.70
81400	**BOARD OF ZONING APPEALS**							
3175	Fees-Zoning Appeals Board	80.00	80.00	.00	.00	.00	80.00	100.00
3600	Advertising	40.00	40.00	.00	.00	.00	40.00	100.00
	BOARD OF ZONING APPEALS	120.00	120.00	.00	.00	.00	120.00	100.00
81500	**ECONOMIC DEVELOPMENT**							
3160	Professional Services	12,000.00	12,000.00	2,535.34	15,049.94	.00	3,049.94-	25.41-
3173	GBC Renovations	2,000.00	2,000.00	.00	550.36	.00	1,449.64	72.48
3310	Repairs & Maintenance	2,000.00	2,000.00	.00	1,075.00	.00	925.00	46.25
3600	Advertising	600.00	600.00	125.00	319.26	.00	280.74	46.79
5110	Electrical Services	1,800.00	1,800.00	.00	1,022.15	.00	777.85	43.21
5230	Telecommunications	500.00	500.00	40.05	440.27	.00	59.73	11.94
5308	General Liability Ins.	3,300.00	3,300.00	.00	1,739.00	.00	1,561.00	47.30
5540	Travel-Convention/Education	2,000.00	2,000.00	.00	78.00	.00	1,922.00	96.10
5810	Dues/Association Memberships	500.00	500.00	.00	210.00	.00	290.00	58.00
6001	Office Supplies	.00	.00	.00	128.79	.00	128.79-	100.00-
6007	Repairs & Maintenance Supplies	.00	.00	.00	11.07	.00	11.07-	100.00-
	ECONOMIC DEVELOPMENT	24,700.00	24,700.00	2,700.39	20,623.84	.00	4,076.16	16.50
		---	---	---	---	---	---	---
	PLANNING	191,487.00	191,487.00	16,105.23	171,112.84	.00	20,374.16	10.63

EXPENDITURE SUMMARY

--DETAIL-- 7/01/0501 - 20/22/0501 --DETAIL--

FUND #-100 General Fund

MAJOR ACCT#	DESCRIPTION	BUDGET AMOUNT	APPR. AMOUNT	CURRENT AMOUNT	Y-T-D AMOUNT	ENCUMBRANCE AMOUNT	UNENCUMBERED BALANCE	% REMAIN.
82300	**FLOOD AND EROSION CONTROL**							
5210	Postal Services	.00	.00	1.63	3.67	.00	3.67-	100.00-
	FLOOD AND EROSION CONTROL	.00	.00	1.63	3.67	.00	3.67-	100.00-
82400	**SOIL/WATER CONSERVATION**							
5683	Local Support-Piedmont SWCD	12,900.00	12,900.00	.00	12,900.00	.00	.00	.00
	SOIL/WATER CONSERVATION	12,900.00	12,900.00	.00	12,900.00	.00	.00	.00
	FLOOD AND EROSION CONTROL	12,900.00	12,900.00	1.63	12,903.67	.00	3.67-	.02-
83500	**EXTENSION SERVICE**							
1100	Salaries and Wages - Regular	58,243.00	58,243.00	.00	23,644.90	.00	34,598.10	59.40
2000	Fringe Benefits	21,110.00	21,110.00	.00	8,020.24	.00	13,089.76	62.00
5230	Telecommunications	2,400.00	2,400.00	210.47	2,273.86	.00	126.14	5.25
5684	Local Support Programs	600.00	600.00	.00	476.00	.00	124.00	20.66
	EXTENSION SERVICE	82,353.00	82,353.00	210.47	34,415.00	.00	47,938.00	58.21
	EXTENSION SERVICE	82,353.00	82,353.00	210.47	34,415.00	.00	47,938.00	58.21
91400	**MISC.(NONDEPARTMENTAL)**							
1100	Contingency Funds - Salary Increase	75,000.00	75,000.00	.00	.00	.00	75,000.00	100.00
2211	VRS Recon Pmt	.00	.00	.00	1,269.21-	.00	1,269.21	100.00-
2301	Health Ins Recon Pmt	.00	.00	.00	3,508.74-	.00	3,508.74	100.00-
9109	Cert Program - EOC	.00	.00	31.00	31.00	.00	31.00-	100.00-
9989	American Rescue Plan Act Expenses	.00	2,553,262.00	.00	67,882.92	.00	2,485,379.08	97.34
	MISC.(NONDEPARTMENTAL)	75,000.00	2,628,262.00	31.00	63,135.97	.00	2,565,126.03	97.59
91500	**OPERATING CAPITAL OUTLAY**							
8110	Fire Department Vehicles	500,000.00	500,000.00	.00	.00	.00	500,000.00	100.00
8120	Sheriff's Vehicles	276,070.00	317,686.00	.00	36,563.86	.00	281,122.14	88.49
8130	Departmental Vehicles and Machinery	324,939.00	324,939.00	17,604.90	47,722.50	.00	277,216.50	85.31
8210	Departmental Hardware and Software	75,540.00	75,540.00	2,245.55	12,215.43	.00	63,324.57	83.82
8310	Departmental Furniture	8,000.00	8,000.00	556.88	4,389.76	.00	3,610.24	45.12
	OPERATING CAPITAL OUTLAY	1,184,549.00	1,226,165.00	20,407.33	100,891.55	.00	1,125,273.45	91.77
	MISC.(NONDEPARTMENTAL)	1,259,549.00	3,854,427.00	20,438.33	164,027.52	.00	3,690,399.48	95.74
95000	**DEBT SERVICE**							
9502	Middle Scho Bond Series 2005	363,200.00	363,200.00	.00	5,574.88	.00	357,625.12	98.46
9504	Energy Eff. VPSA Series 2010	133,986.00	133,986.00	.00	133,985.50	.00	.50	.00
	DEBT SERVICE	497,186.00	497,186.00	.00	139,560.38	.00	357,625.62	71.92
	DEBT SERVICE	497,186.00	497,186.00	.00	139,560.38	.00	357,625.62	71.92
99500	** TRANSFERS **							
0502	Transfer fr Gen Fd to San Dist Fd	300,177.00	300,177.00	.00	.00	.00	300,177.00	100.00
	** TRANSFERS **	300,177.00	300,177.00	.00	.00	.00	300,177.00	100.00
	** TRANSFERS **	300,177.00	300,177.00	.00	.00	.00	300,177.00	100.00

EXPENDITURE SUMMARY

--DETAIL-- 7/01/0501 - 20/22/0501 --DETAIL--

FUND #-100 General Fund

MAJOR ACCT#	DESCRIPTION	BUDGET AMOUNT	APPR. AMOUNT	CURRENT AMOUNT	Y-T-D AMOUNT	ENCUMBRANCE AMOUNT	UNENCUMBERED BALANCE	% REMAIN.
125000	** TRANSFERS **							
888000	** TRANSFERS **							
0001	SOCIAL SERVICE EXPENSES	2,166,451.00	2,166,451.00	146,768.37	1,670,037.47	.00	496,413.53	22.91
	** TRANSFERS **	2,166,451.00	2,166,451.00	146,768.37	1,670,037.47	.00	496,413.53	22.91
	** TRANSFERS **	2,166,451.00	2,166,451.00	146,768.37	1,670,037.47	.00	496,413.53	22.91
995000	** FUND TRANSFERS **							
0110	Trans fr GF to $5 Decal Rd Fee Fd	88,000.00	88,000.00	1,872.00	80,957.00	.00	7,043.00	8.00
0251	Transfer fr General to Schools	6,717,870.00	7,219,948.00	451,844.69	5,414,815.59	.00	1,805,132.41	25.00
0254	Transfer fr General to Sch Txtbook	56,457.00	56,457.00	.00	56,457.00	.00	.00	.00
0304	Transfer to CIP	.00	1,108,989.00	.00	1,108,989.00	.00	.00	.00
	** FUND TRANSFERS **	6,862,327.00	8,473,394.00	453,716.69	6,661,218.59	.00	1,812,175.41	21.38
	** FUND TRANSFERS **	6,862,327.00	8,473,394.00	453,716.69	6,661,218.59	.00	1,812,175.41	21.38
	--FUND TOTAL--	22,281,753.00	26,696,104.77	1,407,288.85	18,151,316.68	.00	8,544,788.09	32.00

EXPENDITURE SUMMARY

--DETAIL-- 7/01/0501 - 20/22/0501 --DETAIL--

FUND #-101 Expenditures - Landfill Inv Fu

MAJOR ACCT#	DESCRIPTION	BUDGET AMOUNT	APPR. AMOUNT	CURRENT AMOUNT	Y-T-D AMOUNT	ENCUMBRANCE AMOUNT	UNENCUMBERED BALANCE	% REMAIN.
999	Expenditures - Landfill Inv Fu							
40930	FUND TRANSFERS OUT							
	--FUND TOTAL--	.00	.00	.00	.00	.00	.00	.00

EXPENDITURE SUMMARY

--DETAIL-- 7/01/0501 - 20/22/0501 --DETAIL--

FUND #-102 Expenditures - Landfill Inv Fu

MAJOR ACCT#	DESCRIPTION	BUDGET AMOUNT	APPR. AMOUNT	CURRENT AMOUNT	Y-T-D AMOUNT	ENCUMBRANCE AMOUNT	UNENCUMBERED BALANCE	% REMAIN.
40930	FUND TRANSFERS OUT							
	--FUND TOTAL--	.00	.00	.00	.00	.00	.00	.00

EXPENDITURE SUMMARY

--DETAIL-- 7/01/0501 - 20/22/0501 --DETAIL--

FUND #-103 EXPENDITURES

MAJOR ACCT#	DESCRIPTION	BUDGET AMOUNT	APPR. AMOUNT	CURRENT AMOUNT	Y-T-D AMOUNT	ENCUMBRANCE AMOUNT	UNENCUMBERED BALANCE	% REMAIN.
999	EXPENDITURES							
6000	EXPENDITURES							
40930	FUND TRANSFERS							
	--FUND TOTAL--	.00	.00	.00	.00	.00	.00	.00

EXPENDITURE SUMMARY

--DETAIL-- 7/01/0501 - 20/22/0501 --DETAIL--

FUND #-104 EXPENDITURES

MAJOR ACCT#	DESCRIPTION	BUDGET AMOUNT	APPR. AMOUNT	CURRENT AMOUNT	Y-T-D AMOUNT	ENCUMBRANCE AMOUNT	UNENCUMBERED BALANCE	% REMAIN.
999	EXPENDITURES							
6000	EXPENDITURES							
40930	FUND TRANSFERS							
	--FUND TOTAL--	.00	.00	.00	.00	.00	.00	.00

EXPENDITURE SUMMARY

--DETAIL-- 7/01/0501 - 20/22/0501 --DETAIL--

FUND #-105 EXPENDITURES

MAJOR ACCT#	DESCRIPTION	BUDGET AMOUNT	APPR. AMOUNT	CURRENT AMOUNT	Y-T-D AMOUNT	ENCUMBRANCE AMOUNT	UNENCUMBERED BALANCE	% REMAIN.
999	EXPENDITURES							
6000	EXPENDITURES							
	--FUND TOTAL--	.00	.00	.00	.00	.00	.00	.00

EXPENDITURE SUMMARY

--DETAIL-- 7/01/0501 - 20/22/0501 --DETAIL--

FUND #-106 EXPENDITURES

MAJOR ACCT#	DESCRIPTION	BUDGET AMOUNT	APPR. AMOUNT	CURRENT AMOUNT	Y-T-D AMOUNT	ENCUMBRANCE AMOUNT	UNENCUMBERED BALANCE	% REMAIN.
40930	**FUND TRANSFERS OUT**							
	--FUND TOTAL--	.00	.00	.00	.00	.00	.00	.00

EXPENDITURE SUMMARY

--DETAIL-- 7/01/0501 - 20/22/0501 --DETAIL--

FUND #-107 EXPENDITURES

MAJOR ACCT#	DESCRIPTION	BUDGET AMOUNT	APPR. AMOUNT	CURRENT AMOUNT	Y-T-D AMOUNT	ENCUMBRANCE AMOUNT	UNENCUMBERED BALANCE	% REMAIN.
40930	**FUND TRANSFERS OUT**							
0001	Checks Written - Montague Scholar	.00	.00	.00	5,130.00	.00	5,130.00-	100.00-
	FUND TRANSFERS OUT	.00	.00	.00	5,130.00	.00	5,130.00-	100.00-
	FUND TRANSFERS OUT	.00	.00	.00	5,130.00	.00	5,130.00-	100.00-
	--FUND TOTAL--	.00	.00	.00	5,130.00	.00	5,130.00-	100.00-

EXPENDITURE SUMMARY

--DETAIL-- 7/01/0501 - 20/22/0501 --DETAIL--

FUND #-108 EXPENDITURES

MAJOR ACCT#	DESCRIPTION	BUDGET AMOUNT	APPR. AMOUNT	CURRENT AMOUNT	Y-T-D AMOUNT	ENCUMBRANCE AMOUNT	UNENCUMBERED BALANCE	% REMAIN.
40930	**FUND TRANSFERS OUT**							
	--FUND TOTAL--	.00	.00	.00	.00	.00	.00	.00

EXPENDITURE SUMMARY

--DETAIL-- 7/01/0501 - 20/22/0501 --DETAIL--

FUND #-109 EXPENDITURES

MAJOR ACCT#	DESCRIPTION	BUDGET AMOUNT	APPR. AMOUNT	CURRENT AMOUNT	Y-T-D AMOUNT	ENCUMBRANCE AMOUNT	UNENCUMBERED BALANCE	% REMAIN.
40930	FUNDS TRANSFER OUT							
	--FUND TOTAL--	.00	.00	.00	.00	.00	.00	.00

EXPENDITURE SUMMARY

--DETAIL-- 7/01/0501 - 20/22/0501 --DETAIL--

FUND #-110 EXPENDITURES

MAJOR ACCT#	DESCRIPTION	BUDGET AMOUNT	APPR. AMOUNT	CURRENT AMOUNT	Y-T-D AMOUNT	ENCUMBRANCE AMOUNT	UNENCUMBERED BALANCE	% REMAIN.
995000	**EXPENDITURE-$5 DECAL ROAD FEE**							
0100	Transfers Out to Gen Fd	.00	.00	16,998.84	16,998.84	.00	16,998.84-	100.00-
	EXPENDITURE-$5 DECAL ROAD FEE	.00	.00	16,998.84	16,998.84	.00	16,998.84-	100.00-
	EXPENDITURE-$5 DECAL ROAD FEE	.00	.00	16,998.84	16,998.84	.00	16,998.84-	100.00-
	--FUND TOTAL--	.00	.00	16,998.84	16,998.84	.00	16,998.84-	100.00-

EXPENDITURE SUMMARY

--DETAIL-- 7/01/0501 - 20/22/0501 --DETAIL--

FUND #-111 EXPENDITURES

MAJOR ACCT#	DESCRIPTION	BUDGET AMOUNT	APPR. AMOUNT	CURRENT AMOUNT	Y-T-D AMOUNT	ENCUMBRANCE AMOUNT	UNENCUMBERED BALANCE	% REMAIN.
995000	EXPENDITURES - IPR PROGRAM							
	--FUND TOTAL--	.00	.00	.00	.00	.00	.00	.00

EXPENDITURE SUMMARY

--DETAIL-- 7/01/0501 - 20/22/0501 --DETAIL--

FUND #-112 EXPENDITURES

MAJOR ACCT#	DESCRIPTION	BUDGET AMOUNT	APPR. AMOUNT	CURRENT AMOUNT	Y-T-D AMOUNT	ENCUMBRANCE AMOUNT	UNENCUMBERED BALANCE	% REMAIN.
995000	FUND TRANSFERS OUT							
	--FUND TOTAL--	.00	.00	.00	.00	.00	.00	.00

EXPENDITURE SUMMARY

--DETAIL-- 7/01/0501 - 20/22/0501 --DETAIL--

FUND #-113 EXPENDITURES

MAJOR ACCT#	DESCRIPTION	BUDGET AMOUNT	APPR. AMOUNT	CURRENT AMOUNT	Y-T-D AMOUNT	ENCUMBRANCE AMOUNT	UNENCUMBERED BALANCE	% REMAIN.
995000	FUND TRANSFERS OUT							
0001	Transfer to General Fund	20,000.00	20,000.00	.00	.00	.00	20,000.00	100.00
	FUND TRANSFERS OUT	20,000.00	20,000.00	.00	.00	.00	20,000.00	100.00
	FUND TRANSFERS OUT	20,000.00	20,000.00	.00	.00	.00	20,000.00	100.00
	--FUND TOTAL--	20,000.00	20,000.00	.00	.00	.00	20,000.00	100.00

EXPENDITURE SUMMARY

--DETAIL-- 7/01/0501 - 20/22/0501 --DETAIL--

FUND #-114 EXPENDITURES

MAJOR ACCT#	DESCRIPTION	BUDGET AMOUNT	APPR. AMOUNT	CURRENT AMOUNT	Y-T-D AMOUNT	ENCUMBRANCE AMOUNT	UNENCUMBERED BALANCE	% REMAIN.
995000	FUND TRANSFERS OUT							
	--FUND TOTAL--	.00	.00	.00	.00	.00	.00	.00

EXPENDITURE SUMMARY

--DETAIL-- 7/01/0501 - 20/22/0501 --DETAIL--

FUND #-115 EXPENDITURES

MAJOR ACCT#	DESCRIPTION	BUDGET AMOUNT	APPR. AMOUNT	CURRENT AMOUNT	Y-T-D AMOUNT	ENCUMBRANCE AMOUNT	UNENCUMBERED BALANCE	% REMAIN.
6000	**EXPENDITURES**							
9999	All Expenditures	.00	.00	1,000.00	1,868.19	.00	1,868.19-	100.00-
	EXPENDITURES	.00	.00	1,000.00	1,868.19	.00	1,868.19-	100.00-
	EXPENDITURES	.00	.00	1,000.00	1,868.19	.00	1,868.19-	100.00-
	--FUND TOTAL--	.00	.00	1,000.00	1,868.19	.00	1,868.19-	100.00-

EXPENDITURE SUMMARY

--DETAIL-- 7/01/0501 - 20/22/0501 --DETAIL--

FUND #-116 EXPENDITURES

MAJOR ACCT#	DESCRIPTION	BUDGET AMOUNT	APPR. AMOUNT	CURRENT AMOUNT	Y-T-D AMOUNT	ENCUMBRANCE AMOUNT	UNENCUMBERED BALANCE	% REMAIN.
995000	Transfer to General Fund							
	--FUND TOTAL--	.00	.00	.00	.00	.00	.00	.00

EXPENDITURE SUMMARY

--DETAIL-- 7/01/0501 - 20/22/0501 --DETAIL--

FUND #-117 EXPENDITURES

MAJOR ACCT#	DESCRIPTION	BUDGET AMOUNT	APPR. AMOUNT	CURRENT AMOUNT	Y-T-D AMOUNT	ENCUMBRANCE AMOUNT	UNENCUMBERED BALANCE	% REMAIN.
6000	**EXPENDITURES**							
	--FUND TOTAL--	.00	.00	.00	.00	.00	.00	.00

EXPENDITURE SUMMARY

--DETAIL-- 7/01/0501 - 20/22/0501 --DETAIL--

FUND #-119 EXPENDITURES

MAJOR ACCT#	DESCRIPTION	BUDGET AMOUNT	APPR. AMOUNT	CURRENT AMOUNT	Y-T-D AMOUNT	ENCUMBRANCE AMOUNT	UNENCUMBERED BALANCE	% REMAIN.
60000	**EXPENDITURES**							
	--FUND TOTAL--	.00	.00	.00	.00	.00	.00	.00

EXPENDITURE SUMMARY

--DETAIL-- 7/01/0501 - 20/22/0501 --DETAIL--

FUND #-201 ** VPA Fund **

MAJOR ACCT#	DESCRIPTION	BUDGET AMOUNT	APPR. AMOUNT	CURRENT AMOUNT	Y-T-D AMOUNT	ENCUMBRANCE AMOUNT	UNENCUMBERED BALANCE	% REMAIN.
53100	**EXPENDITURES**							
1100	Salaries	.00	.00	85,230.72	953,841.68	.00	953,841.68-	100.00-
2100	FICA	.00	.00	6,382.02	71,498.78	.00	71,498.78-	100.00-
2215	Retirement-VRS Hybrid	.00	.00	5,610.94	61,467.20	.00	61,467.20-	100.00-
2300	Hospital/Medical Plans	.00	.00	11,708.04	127,071.44	.00	127,071.44-	100.00-
	EXPENDITURES	.00	.00	108,931.72	1,213,879.10	.00	1,213,879.10-	100.00-
53200	**EXPENDITURES**							
53210	**EXPENDITURES**							
53900	**EXPENDITURES**							
	EXPENDITURES	.00	.00	108,931.72	1,213,879.10	.00	1,213,879.10-	100.00-
	--FUND TOTAL--	.00	.00	108,931.72	1,213,879.10	.00	1,213,879.10-	100.00-

EXPENDITURE SUMMARY

--DETAIL-- 7/01/0501 - 20/22/0501 --DETAIL--

FUND #-211 EXPENDITURES-LIBRARY EXPANSION A/C

MAJOR ACCT#	DESCRIPTION	BUDGET AMOUNT	APPR. AMOUNT	CURRENT AMOUNT	Y-T-D AMOUNT	ENCUMBRANCE AMOUNT	UNENCUMBERED BALANCE	% REMAIN.
999	EXPENDITURES-LIBRARY EXPANSION A/C							
73100	**LIBRARY EXPANSION FUND**							
95000	**LIBRARY EXPANSION FUND**							
	--FUND TOTAL--	.00	.00	.00	.00	.00	.00	.00

EXPENDITURE SUMMARY

--DETAIL-- 7/01/0501 - 20/22/0501 --DETAIL--

FUND #-212 EXPENDITURES-LIBRARY EXPANSION A/C

MAJOR ACCT#	DESCRIPTION	BUDGET AMOUNT	APPR. AMOUNT	CURRENT AMOUNT	Y-T-D AMOUNT	ENCUMBRANCE AMOUNT	UNENCUMBERED BALANCE	% REMAIN.
95000	**LIBRARY EXPANSION FUND**							
	--FUND TOTAL--	.00	.00	.00	.00	.00	.00	.00

EXPENDITURE SUMMARY

--DETAIL-- 7/01/0501 - 20/22/0501 --DETAIL--

FUND #-213 Expenditures FASP Federal

MAJOR ACCT#	DESCRIPTION	BUDGET AMOUNT	APPR. AMOUNT	CURRENT AMOUNT	Y-T-D AMOUNT	ENCUMBRANCE AMOUNT	UNENCUMBERED BALANCE	% REMAIN.
999	Expenditures FASP Federal							
31700	Expenditures FASP Federal							
	--FUND TOTAL--	.00	.00	.00	.00	.00	.00	.00

EXPENDITURE SUMMARY

--DETAIL-- 7/01/0501 - 20/22/0501 --DETAIL--

FUND #-214 Expenditures - For. Assets She

MAJOR ACCT#	DESCRIPTION	BUDGET AMOUNT	APPR. AMOUNT	CURRENT AMOUNT	Y-T-D AMOUNT	ENCUMBRANCE AMOUNT	UNENCUMBERED BALANCE	% REMAIN.
999	Expenditures - For. Assets She							
31700	Expenditures - For. Assets She							
9999	Transfer to General Fund	2,000.00	2,000.00	.00	.00	.00	2,000.00	100.00
	Expenditures - For. Assets She	2,000.00	2,000.00	.00	.00	.00	2,000.00	100.00
	Expenditures - For. Assets She	2,000.00	2,000.00	.00	.00	.00	2,000.00	100.00
	--FUND TOTAL--	2,000.00	2,000.00	.00	.00	.00	2,000.00	100.00

EXPENDITURE SUMMARY

--DETAIL-- 7/01/0501 - 20/22/0501 --DETAIL--

FUND #-215 Expend - For. Assets Com Atty

MAJOR ACCT#	DESCRIPTION	BUDGET AMOUNT	APPR. AMOUNT	CURRENT AMOUNT	Y-T-D AMOUNT	ENCUMBRANCE AMOUNT	UNENCUMBERED BALANCE	% REMAIN.
999	Expend - For. Assets Com Atty							
31700	Expend - For. Assets Com Atty							
9999	Transfer to General Fund	.00	.00	.00	600.00	.00	600.00-	100.00-
	Expend - For. Assets Com Atty	.00	.00	.00	600.00	.00	600.00-	100.00-
	Expend - For. Assets Com Atty	.00	.00	.00	600.00	.00	600.00-	100.00-
	--FUND TOTAL--	.00	.00	.00	600.00	.00	600.00-	100.00-

EXPENDITURE SUMMARY

--DETAIL-- 7/01/0501 - 20/22/0501 --DETAIL--

FUND #-216 Expenditures - For. Assets Cle

MAJOR ACCT#	DESCRIPTION	BUDGET AMOUNT	APPR. AMOUNT	CURRENT AMOUNT	Y-T-D AMOUNT	ENCUMBRANCE AMOUNT	UNENCUMBERED BALANCE	% REMAIN.
999	Expenditures - For. Assets Cle							
31700	Expenditures - For. Assets Cle							
9999	Transfer to General Fund	600.00	600.00	.00	.00	.00	600.00	100.00
	Expenditures - For. Assets Cle	600.00	600.00	.00	.00	.00	600.00	100.00
	Expenditures - For. Assets Cle	600.00	600.00	.00	.00	.00	600.00	100.00
	--FUND TOTAL--	600.00	600.00	.00	.00	.00	600.00	100.00

EXPENDITURE SUMMARY

--DETAIL-- 7/01/0501 - 20/22/0501 --DETAIL--

FUND #-217 ** Expenditures - FASP Federal C/A*

MAJOR ACCT#	DESCRIPTION	BUDGET AMOUNT	APPR. AMOUNT	CURRENT AMOUNT	Y-T-D AMOUNT	ENCUMBRANCE AMOUNT	UNENCUMBERED BALANCE	% REMAIN.
999	** Expenditures - FASP Federal C/A*							
	--FUND TOTAL--	.00	.00	.00	.00	.00	.00	.00

EXPENDITURE SUMMARY

--DETAIL-- 7/01/0501 - 20/22/0501 --DETAIL--

FUND #-218 Expenditures - E-911 Fund

MAJOR ACCT#	DESCRIPTION	BUDGET AMOUNT	APPR. AMOUNT	CURRENT AMOUNT	Y-T-D AMOUNT	ENCUMBRANCE AMOUNT	UNENCUMBERED BALANCE	% REMAIN.
999	Expenditures - E-911 Fund							
99500	Expenditures - E-911 Fund							
	--FUND TOTAL--	.00	.00	.00	.00	.00	.00	.00

EXPENDITURE SUMMARY

--DETAIL-- 7/01/0501 - 20/22/0501 --DETAIL--

FUND #-251 Expenditures - School Fund

MAJOR ACCT#	DESCRIPTION	BUDGET AMOUNT	APPR. AMOUNT	CURRENT AMOUNT	Y-T-D AMOUNT	ENCUMBRANCE AMOUNT	UNENCUMBERED BALANCE	% REMAIN.
999	Expenditures - School Fund							
4930	Expenditures - School Fund							
6000	Expenditures - School Fund							
9999	All Expenditures	20,026,050.00	24,075,117.97	1,744,664.58	18,005,939.26	.00	6,069,178.71	25.20
	Expenditures - School Fund	20,026,050.00	24,075,117.97	1,744,664.58	18,005,939.26	.00	6,069,178.71	25.20
	Expenditures - School Fund	20,026,050.00	24,075,117.97	1,744,664.58	18,005,939.26	.00	6,069,178.71	25.20
40930	Fund Transfers - Out							
60000	Fund Transfers - Out							
60001	Fund Transfers - Out							
60002	Fund Transfers - Out							
60004	Fund Transfers - Out							
	--FUND TOTAL--	20,026,050.00	24,075,117.97	1,744,664.58	18,005,939.26	.00	6,069,178.71	25.20

EXPENDITURE SUMMARY

--DETAIL-- 7/01/0501 - 20/22/0501 --DETAIL--

FUND #-252 Expenditures - Title I

MAJOR ACCT#	DESCRIPTION	BUDGET AMOUNT	APPR. AMOUNT	CURRENT AMOUNT	Y-T-D AMOUNT	ENCUMBRANCE AMOUNT	UNENCUMBERED BALANCE	% REMAIN.
999	Expenditures - Title I							
60000	Expenditures - Title I							
	--FUND TOTAL--	.00	.00	.00	.00	.00	.00	.00

EXPENDITURE SUMMARY

--DETAIL-- 7/01/0501 - 20/22/0501 --DETAIL--

FUND #-253 Expenditures - Even Start Fund

MAJOR ACCT#	DESCRIPTION	BUDGET AMOUNT	APPR. AMOUNT	CURRENT AMOUNT	Y-T-D AMOUNT	ENCUMBRANCE AMOUNT	UNENCUMBERED BALANCE	% REMAIN.
999	Expenditures - Even Start Fund							
60000	Expenditures - Even Start Fund							
	--FUND TOTAL--	.00	.00	.00	.00	.00	.00	.00

EXPENDITURE SUMMARY

--DETAIL-- 7/01/0501 - 20/22/0501 --DETAIL--

FUND #-254 Expenditures - Textbook Fund

MAJOR ACCT#	DESCRIPTION	BUDGET AMOUNT	APPR. AMOUNT	CURRENT AMOUNT	Y-T-D AMOUNT	ENCUMBRANCE AMOUNT	UNENCUMBERED BALANCE	% REMAIN.
999	Expenditures - Textbook Fund							
60000	Expenditures - Textbook Fund							
9999	All Expenditures	163,331.00	611,509.00	135,990.00-	148,719.77	.00	462,789.23	75.67
	Expenditures - Textbook Fund	163,331.00	611,509.00	135,990.00-	148,719.77	.00	462,789.23	75.67
	Expenditures - Textbook Fund	163,331.00	611,509.00	135,990.00-	148,719.77	.00	462,789.23	75.67
	--FUND TOTAL--	163,331.00	611,509.00	135,990.00-	148,719.77	.00	462,789.23	75.67

EXPENDITURE SUMMARY

--DETAIL-- 7/01/0501 - 20/22/0501 --DETAIL--

FUND #-255 Expenditures - Title II Fund

MAJOR ACCT#	DESCRIPTION	BUDGET AMOUNT	APPR. AMOUNT	CURRENT AMOUNT	Y-T-D AMOUNT	ENCUMBRANCE AMOUNT	UNENCUMBERED BALANCE	% REMAIN.
999	Expenditures - Title II Fund							
60000	Expenditures - Title II Fund							
	--FUND TOTAL--	.00	.00	.00	.00	.00	.00	.00

EXPENDITURE SUMMARY

--DETAIL-- 7/01/0501 - 20/22/0501 --DETAIL--

FUND #-256 Expenditures - CARES

MAJOR ACCT#	DESCRIPTION	BUDGET AMOUNT	APPR. AMOUNT	CURRENT AMOUNT	Y-T-D AMOUNT	ENCUMBRANCE AMOUNT	UNENCUMBERED BALANCE	% REMAIN.
999	Expenditures - CARES							
60000	Expenditures - CARES							
995000	Expenditures - CARES							
	--FUND TOTAL--	.00	.00	.00	.00	.00	.00	.00

EXPENDITURE SUMMARY

--DETAIL-- 7/01/0501 - 20/22/0501 --DETAIL--

FUND #-257 Expenditures - Lotter/Remed. F

MAJOR ACCT#	DESCRIPTION	BUDGET AMOUNT	APPR. AMOUNT	CURRENT AMOUNT	Y-T-D AMOUNT	ENCUMBRANCE AMOUNT	UNENCUMBERED BALANCE	% REMAIN.
999	Expenditures - Lotter/Remed. F							
60000	Expenditures - Lotter/Remed. F							
	--FUND TOTAL--	.00	.00	.00	.00	.00	.00	.00

EXPENDITURE SUMMARY

--DETAIL-- 7/01/0501 - 20/22/0501 --DETAIL--

FUND #-258 Expenditures - Lotter/Remed. F

MAJOR ACCT#	DESCRIPTION	BUDGET AMOUNT	APPR. AMOUNT	CURRENT AMOUNT	Y-T-D AMOUNT	ENCUMBRANCE AMOUNT	UNENCUMBERED BALANCE	% REMAIN.
60000	** TITLE IV EXPENDITURES **							
99500	** TITLE IV EXPENDITURES **							
	--FUND TOTAL--	.00	.00	.00	.00	.00	.00	.00

EXPENDITURE SUMMARY

--DETAIL-- 7/01/0501 - 20/22/0501 --DETAIL--

FUND #-259 Expense Cafeteria

MAJOR ACCT#	DESCRIPTION	BUDGET AMOUNT	APPR. AMOUNT	CURRENT AMOUNT	Y-T-D AMOUNT	ENCUMBRANCE AMOUNT	UNENCUMBERED BALANCE	% REMAIN.
999	Expense Cafeteria							
60000	EXPENDITURES School Food Services							
9999	Expenditures	820,698.00	1,272,431.12	116,936.76	991,604.95	.00	280,826.17	22.07
	EXPENDITURES School Food Services	820,698.00	1,272,431.12	116,936.76	991,604.95	.00	280,826.17	22.07
	EXPENDITURES School Food Services	820,698.00	1,272,431.12	116,936.76	991,604.95	.00	280,826.17	22.07
	--FUND TOTAL--	820,698.00	1,272,431.12	116,936.76	991,604.95	.00	280,826.17	22.07

EXPENDITURE SUMMARY

--DETAIL-- 7/01/0501 - 20/22/0501 --DETAIL--

FUND #-301 Expenditures - Long Term Debt Serv

MAJOR ACCT#	DESCRIPTION	BUDGET AMOUNT	APPR. AMOUNT	CURRENT AMOUNT	Y-T-D AMOUNT	ENCUMBRANCE AMOUNT	UNENCUMBERED BALANCE	% REMAIN.
999	Expenditures - Long Term Debt Serv							
60000	Expenditures - Long Term Debt Serv							
	--FUND TOTAL--	.00	.00	.00	.00	.00	.00	.00

EXPENDITURE SUMMARY

--DETAIL-- 7/01/0501 - 20/22/0501 --DETAIL--

FUND #-302 Expenditures - ACMS Planning F

MAJOR ACCT#	DESCRIPTION	BUDGET AMOUNT	APPR. AMOUNT	CURRENT AMOUNT	Y-T-D AMOUNT	ENCUMBRANCE AMOUNT	UNENCUMBERED BALANCE	% REMAIN.
999	Expenditures - ACMS Planning F							
60000	Expenditures - ACMS Planning F							
	--FUND TOTAL--	.00	.00	.00	.00	.00	.00	.00

EXPENDITURE SUMMARY

--DETAIL-- 7/01/0501 - 20/22/0501 --DETAIL--

FUND #-304 Expenditures Capital Imp Fund

MAJOR ACCT#	DESCRIPTION	BUDGET AMOUNT	APPR. AMOUNT	CURRENT AMOUNT	Y-T-D AMOUNT	ENCUMBRANCE AMOUNT	UNENCUMBERED BALANCE	% REMAIN.
999	Expenditures Capital Imp Fund							
94000	**CAPITAL IMPROVEMENT FUND**							
8405	Wellhead Protection Study	.00	210,000.00	.00	58,540.00	.00	151,460.00	72.12
8423	Broadband Project	.00	721,137.93	.00	.00	.00	721,137.93	100.00
8435	Generator HS (Shelter) Phs I	.00	114,291.49	.00	52,675.79	.00	61,615.70	53.91
8440	E911 Radio System Upgrade Phs I	.00	366,884.24	.00	.00	.00	366,884.24	100.00
8444	Pole Lights Elem School Field	.00	18,702.97	.00	3,111.80	.00	15,591.17	83.36
8453	Communications Radio New Station	.00	40,000.00	.00	.00	.00	40,000.00	100.00
8460	Beopple Bldg Improvements	.00	47,000.00	.00	.00	.00	47,000.00	100.00
8461	Library Expansion - Study/Design	.00	.00	.00	1,198.69	.00	1,198.69-	100.00-
8474	Feasibility Study - Parks and Rec	.00	25,000.00	.00	.00	.00	25,000.00	100.00
8475	Feasibility Study - Animal Shelter	.00	16,000.00	.00	7,673.46	.00	8,326.54	52.04
8476	Feasibility Study - Hindle Building	.00	26,000.00	.00	26,228.75	.00	228.75-	.87-
8478	Parks & Rec - ATV	.00	25,800.00	.00	10,087.00	.00	15,713.00	60.90
8479	Parks & Rec - Library/Hindle Lights	.00	72,149.96	3,542.61	36,848.03	.00	35,301.93	48.92
8480	ACPS - Elem School HVAC	.00	550,000.00	.00	560,371.00	.00	10,371.00-	1.88-
8481	ACPS - MS & HS Exterior Doors	.00	35,000.00	.00	35,000.00	.00	.00	.00
8483	ACPS - High School HVAC	.00	75,000.00	.00	72,477.00	.00	2,523.00	3.36
8484	ACPS - Eval Soccer/Track/Football	.00	30,000.00	.00	.00	.00	30,000.00	100.00
8486	Fire Station Paving Phase V	.00	226,000.00	.00	194,405.91	.00	31,594.09	13.97
8487	Wastewater Treatment Plant Upgrade	.00	307,000.00	.00	.00	.00	307,000.00	100.00
8488	Water/Sewer Plans for Funding App	.00	48,400.00	.00	13,171.00	.00	35,229.00	72.78
8489	CivicPlus: CivicEngage (Website)	.00	.00	.00	19,160.00	.00	19,160.00-	100.00-
8491	P&R - Backup Generator	.00	90,000.00	3,247.04	11,694.21	.00	78,305.79	87.00
8492	P&R - Bat Cage, Bleachers, Scoreboa	.00	54,000.00	.00	.00	.00	54,000.00	100.00
8493	Sports Complex Plan/Dev - Phs I	500,000.00	500,000.00	.00	.00	.00	500,000.00	100.00
8494	Wells Fargo Renovation	400,000.00	400,000.00	10,610.33	35,668.11	.00	364,331.89	91.08
8495	Animal Shelter - Eng & Design	200,000.00	200,000.00	.00	.00	.00	200,000.00	100.00
8496	Fire Station Paving - Phs VI-Final	166,000.00	166,000.00	.00	1,246.40	.00	164,753.60	99.24
8497	Hindle Building - Eng & Design	95,000.00	95,000.00	.00	.00	.00	95,000.00	100.00
8498	County Radio System Upgrade Design	84,593.00	84,593.00	10,000.00	52,993.00	.00	31,600.00	37.35
8513	ACPS - District Site Study	75,000.00	119,838.00	.00	87,174.00	.00	32,664.00	27.25
8514	ACPS - Fire Alarm/Detection All Sch	60,000.00	60,000.00	.00	44,792.00	.00	15,208.00	25.34
8515	ACPS - Baseball Field Lights - MS	50,200.00	50,200.00	.00	.00	.00	50,200.00	100.00
8516	ACPS - Bus Shop Field Lights - MS	46,500.00	46,500.00	.00	.00	.00	46,500.00	100.00
8517	War Memorial Bldg Evaluation	25,000.00	25,000.00	.00	.00	.00	25,000.00	100.00
	CAPITAL IMPROVEMENT FUND	1,702,293.00	4,845,497.59	27,399.98	1,324,516.15	.00	3,520,981.44	72.66
	CAPITAL IMPROVEMENT FUND	1,702,293.00	4,845,497.59	27,399.98	1,324,516.15	.00	3,520,981.44	72.66
995000	**EXPENDITURES**							
0100	Transfers to General Fund	500,000.00	500,000.00	.00	.00	.00	500,000.00	100.00
	EXPENDITURES	500,000.00	500,000.00	.00	.00	.00	500,000.00	100.00
	EXPENDITURES	500,000.00	500,000.00	.00	.00	.00	500,000.00	100.00
	--FUND TOTAL--	2,202,293.00	5,345,497.59	27,399.98	1,324,516.15	.00	4,020,981.44	75.22

EXPENDITURE SUMMARY

--DETAIL-- 7/01/0501 - 20/22/0501 --DETAIL--

FUND #-305 ** EXPENDITURES **

MAJOR ACCT#	DESCRIPTION	BUDGET AMOUNT	APPR. AMOUNT	CURRENT AMOUNT	Y-T-D AMOUNT	ENCUMBRANCE AMOUNT	UNENCUMBERED BALANCE	% REMAIN.
999	** EXPENDITURES **							
60000	** EXPENDITURES **							
	--FUND TOTAL--	.00	.00	.00	.00	.00	.00	.00

EXPENDITURE SUMMARY

--DETAIL-- 7/01/0501 - 20/22/0501 --DETAIL--

FUND #-402 ** EXPENDITURES **

MAJOR ACCT#	DESCRIPTION	BUDGET AMOUNT	APPR. AMOUNT	CURRENT AMOUNT	Y-T-D AMOUNT	ENCUMBRANCE AMOUNT	UNENCUMBERED BALANCE	% REMAIN.
40000	**EXPENDITURES**							
	--FUND TOTAL--	.00	.00	.00	.00	.00	.00	.00

EXPENDITURE SUMMARY

--DETAIL-- 7/01/0501 - 20/22/0501 --DETAIL--

FUND #-403 ** EXPENDITURES **

MAJOR ACCT#	DESCRIPTION	BUDGET AMOUNT	APPR. AMOUNT	CURRENT AMOUNT	Y-T-D AMOUNT	ENCUMBRANCE AMOUNT	UNENCUMBERED BALANCE	% REMAIN.
40000	**EXPENDITURES**							
	--FUND TOTAL--	.00	.00	.00	.00	.00	.00	.00

EXPENDITURE SUMMARY

--DETAIL-- 7/01/0501 - 20/22/0501 --DETAIL--

FUND #-406 ** EXPENDITURES **

MAJOR ACCT#	DESCRIPTION	BUDGET AMOUNT	APPR. AMOUNT	CURRENT AMOUNT	Y-T-D AMOUNT	ENCUMBRANCE AMOUNT	UNENCUMBERED BALANCE	% REMAIN.
995000	**EXPENDITURES**							
	--FUND TOTAL--	.00	.00	.00	.00	.00	.00	.00

EXPENDITURE SUMMARY

--DETAIL-- 7/01/0501 - 20/22/0501 --DETAIL--

FUND #-407 ** EXPENDITURES **

MAJOR ACCT#	DESCRIPTION	BUDGET AMOUNT	APPR. AMOUNT	CURRENT AMOUNT	Y-T-D AMOUNT	ENCUMBRANCE AMOUNT	UNENCUMBERED BALANCE	% REMAIN.
995000	**EXPENDITURES**							
0100	Transfer Out to General Fund	.00	.00	.00	24,743.10	.00	24,743.10-	100.00-
	EXPENDITURES	.00	.00	.00	24,743.10	.00	24,743.10-	100.00-
	EXPENDITURES	.00	.00	.00	24,743.10	.00	24,743.10-	100.00-
	--FUND TOTAL--	.00	.00	.00	24,743.10	.00	24,743.10-	100.00-

EXPENDITURE SUMMARY

--DETAIL-- 7/01/0501 - 20/22/0501 --DETAIL--

FUND #-501 Expenditures - EDA Fund

MAJOR ACCT#	DESCRIPTION	BUDGET AMOUNT	APPR. AMOUNT	CURRENT AMOUNT	Y-T-D AMOUNT	ENCUMBRANCE AMOUNT	UNENCUMBERED BALANCE	% REMAIN.
999	Expenditures - EDA Fund							
40000	Expenditures - EDA Fund							
41000	Expenditures - EDA Fund							
995000	Expenditures - EDA Fund							
0100	Trans to GF for EDA Expenses	24,700.00	.00	.00	.00	.00	.00	.00
	Expenditures - EDA Fund	24,700.00	.00	.00	.00	.00	.00	.00
	--FUND TOTAL--	24,700.00	.00	.00	.00	.00	.00	.00

EXPENDITURE SUMMARY

--DETAIL-- 7/01/0501 - 20/22/0501 --DETAIL--

FUND #-502 EXPENDITURES-SANITARY DISTRICT FUND

MAJOR ACCT#	DESCRIPTION	BUDGET AMOUNT	APPR. AMOUNT	CURRENT AMOUNT	Y-T-D AMOUNT	ENCUMBRANCE AMOUNT	UNENCUMBERED BALANCE	% REMAIN.
999	EXPENDITURES-SANITARY DISTRICT FUND							
44000	**SEWER SYSTEM**							
1100	Salaries and Wages - Regular	126,678.00	126,678.00	7,724.86	81,209.44	.00	45,468.56	35.89
1200	Salaries and Wages-Overtime	3,000.00	3,000.00	.00	804.14	.00	2,195.86	73.19
1300	Part-Time Salaries/Wages-Reg.	5,000.00	5,000.00	1,286.82	18,825.70	.00	13,825.70-	276.51-
1700	Salaries/Wages-Annual Leave	.00	.00	.00	747.65	.00	747.65-	100.00-
2100	FICA/Medicare Tax	10,303.00	10,303.00	634.88	7,241.56	.00	3,061.44	29.71
2210	VRS-Retirement	8,475.00	8,475.00	514.76	5,244.12	.00	3,230.88	38.12
2300	Hospital/Medical Plans	32,176.00	32,176.00	1,607.07	16,780.10	.00	15,395.90	47.84
2400	VRS-Group Life Insurance	1,697.00	1,697.00	103.11	1,050.37	.00	646.63	38.10
2600	Unemployment Insurance	35.00	35.00	.00	72.37	.00	37.37-	106.77-
2700	Worker's Compensation	4,096.00	4,096.00	.00	4,538.00	.00	442.00-	10.79-
2800	Disability Program	162.00	162.00	20.32	177.00	.00	15.00-	9.25-
2900	VRS-Group Health Ins Credit	279.00	279.00	16.93	166.58	.00	112.42	40.29
3110	Professional Health Services	800.00	800.00	.00	546.00	.00	254.00	31.75
3160	Professional Services	25,000.00	25,000.00	.00	17,995.20	.00	7,004.80	28.01
3170	Contractual Services	500.00	500.00	.00	420.00	.00	80.00	16.00
3173	Contractual Services-Construction	.00	.00	.00	935.00	.00	935.00-	100.00-
3310	Repairs and Maintenance	30,000.00	30,000.00	309.60	8,518.94	.00	21,481.06	71.60
3320	Maintenance Service Contract	3,000.00	3,000.00	.00	1,640.50	.00	1,359.50	45.31
3600	Advertising	800.00	800.00	.00	1,162.82	.00	362.82-	45.35-
5110	Electrical Services	25,000.00	25,000.00	1,702.17	17,475.77	.00	7,524.23	30.09
5125	Propane Services	3,500.00	3,500.00	.00	2,675.47	.00	824.53	23.55
5210	Postal Services	3,000.00	3,000.00	602.12	2,635.75	.00	364.25	12.14
5230	Telecommunications	4,000.00	4,000.00	293.72	5,073.35	.00	1,073.35-	26.83-
5305	Motor Vehicle Insurance	1,400.00	1,400.00	.00	1,110.00	.00	290.00	20.71
5308	General Liability Insurance	1,600.00	1,600.00	.00	843.00	.00	757.00	47.31
5410	Lease/Rent of Equipment	3,000.00	3,000.00	.00	151.43	.00	2,848.57	94.95
5540	Travel-Convention/Eduction	2,500.00	2,500.00	.00	522.99	.00	1,977.01	79.08
5810	Dues/Association Memberships	400.00	400.00	.00	350.00	.00	50.00	12.50
5840	Permits/Titles/Appli. Fees	6,000.00	6,000.00	.00	6,487.35	.00	487.35-	8.12-
6001	Office Supplies	300.00	300.00	.00	.00	.00	300.00	100.00
6003	Agricultural Supplies	2,900.00	2,900.00	.00	2,068.20	.00	831.80	28.68
6004	Laboratory Supplies	4,000.00	4,000.00	400.52	1,019.20	.00	2,980.80	74.52
6005	Janitorial Supplies	600.00	600.00	.00	629.86	.00	29.86-	4.97-
6006	Off Road Equipment Supplies	800.00	800.00	.00	622.18	.00	177.82	22.22
6007	Repair/Maintenance Supplies	28,000.00	28,000.00	426.80	35,449.71	.00	7,449.71-	26.60-
6008	Vehicle/Powered Equip. Fuels	2,200.00	2,200.00	214.54	1,874.26	.00	325.74	14.80
6009	Vehicle/Powered Equip.Supplies	1,600.00	1,600.00	.00	623.92	.00	976.08	61.00
6010	Off Road Equipment Fuels	500.00	500.00	.00	1,153.10	.00	653.10-	130.62-
6011	Uniforms & Wearing Apparel	1,500.00	1,500.00	.00	1,472.18	.00	27.82	1.85
6014	Other Supplies-Chemicals	13,000.00	13,000.00	1,377.40	14,448.35	.00	1,448.35-	11.14-
6016	Miscellaneous Small Tools	500.00	500.00	.00	28.51	.00	471.49	94.29
8201	Machinery and Equipment	8,000.00	8,000.00	.00	.00	.00	8,000.00	100.00
8999	Depreciation Expense-Sewer	82,000.00	82,000.00	.00	.00	.00	82,000.00	100.00
9421	Sewer I/I Rehabilitation	28,000.00	28,000.00	.00	.00	.00	28,000.00	100.00
	SEWER SYSTEM	476,301.00	476,301.00	17,235.62	264,790.07	.00	211,510.93	44.40
	SEWER SYSTEM	476,301.00	476,301.00	17,235.62	264,790.07	.00	211,510.93	44.40

EXPENDITURE SUMMARY

--DETAIL-- 7/01/0501 - 20/22/0501 --DETAIL--

FUND #-502 EXPENDITURES-SANITARY DISTRICT FUND

MAJOR ACCT#	DESCRIPTION	BUDGET AMOUNT	APPR. AMOUNT	CURRENT AMOUNT	Y-T-D AMOUNT	ENCUMBRANCE AMOUNT	UNENCUMBERED BALANCE	% REMAIN.
45000	**WATER SYSTEM**							
1100	Salaries and Wages-Regular	17,121.00	17,121.00	1,302.52	13,563.08	.00	3,557.92	20.78
1200	Salaries and Wages-Overtime	.00	.00	.00	290.68	.00	290.68-	100.00-
1700	Salaries/Wages-Annual Leave	.00	.00	.00	776.69	.00	776.69-	100.00-
2100	FICA/Medicare Tax	1,310.00	1,310.00	97.90	1,108.70	.00	201.30	15.36
2210	VRS-Retirement	1,145.00	1,145.00	87.12	1,081.57	.00	63.43	5.53
2300	Hospital/Medical Plans	4,478.00	4,478.00	239.58	3,048.40	.00	1,429.60	31.92
2400	VRS-Group Life Insurance	229.00	229.00	17.44	216.62	.00	12.38	5.40
2600	Unemployment Insurance	35.00	35.00	.00	20.11	.00	14.89	42.54
2700	Worker's Compensation	58.00	58.00	.00	65.00	.00	7.00-	12.06-
2800	Disability Program	90.00	90.00	6.88	53.00	.00	37.00	41.11
2900	VRS-Group Health Ins Credit	38.00	38.00	2.86	29.70	.00	8.30	21.84
3110	Professional Health Services	350.00	350.00	.00	273.00	.00	77.00	22.00
3160	Professional Services	5,000.00	5,000.00	60.00	287.99	.00	4,712.01	94.24
3310	Repairs and Maintenance	40,000.00	40,000.00	.00	700.00	.00	39,300.00	98.25
3320	Maintenance Service Contract	20,000.00	20,000.00	.00	1,549.50	.00	18,450.50	92.25
3600	Advertising	.00	.00	.00	251.60	.00	251.60-	100.00-
5110	Electrical Services	11,000.00	11,000.00	866.33	8,788.06	.00	2,211.94	20.10
5125	Propane Services	2,500.00	2,500.00	.00	15.23	.00	2,484.77	99.39
5210	Postal Services	2,900.00	2,900.00	300.00	2,337.94	.00	562.06	19.38
5230	Telecommunications	2,200.00	2,200.00	.00	.00	.00	2,200.00	100.00
5305	Motor Vehicle Insurance	1,400.00	1,400.00	.00	1,110.00	.00	290.00	20.71
5308	General Liability Insurance	1,400.00	1,400.00	.00	738.00	.00	662.00	47.28
5410	Lease/Rent of Equipment	.00	.00	.00	151.43	.00	151.43-	100.00-
5420	Lease/Rent-Buildings/Grounds	15,000.00	15,000.00	.00	12,427.81	.00	2,572.19	17.14
5540	Travel-Convention/Education	2,000.00	2,000.00	.00	624.95	.00	1,375.05	68.75
5810	Dues/Association Memberships	350.00	350.00	.00	.00	.00	350.00	100.00
5840	Permits/Titles/Applic. Fees	1,500.00	1,500.00	.00	1,371.00	.00	129.00	8.60
6001	Office Supplies	300.00	300.00	.00	718.13	.00	418.13-	139.37-
6004	Laboratory Supplies	3,800.00	3,800.00	.00	2,880.05	.00	919.95	24.20
6005	Janitorial Supplies	200.00	200.00	.00	81.57	.00	118.43	59.21
6006	Off Road Equipment Supplies	100.00	100.00	.00	.00	.00	100.00	100.00
6007	Repair/Maintenance Supplies	16,000.00	16,000.00	.00	6,204.54	.00	9,795.46	61.22
6008	Vehicle/Powered Equip. Fuels	500.00	500.00	.00	571.83	.00	71.83-	14.36-
6009	Vehicle/Powered Equip.Suppli	600.00	600.00	.00	319.08	.00	280.92	46.82
6010	Off Road Equipment Fuels	300.00	300.00	.00	.00	.00	300.00	100.00
6011	Uniforms & Wearing Apparel	500.00	500.00	.00	705.01	.00	205.01-	41.00-
6014	Other Supplies-Chemicals	10,000.00	10,000.00	827.66	8,614.43	.00	1,385.57	13.85
6016	Miscellaneous Small Tools	200.00	200.00	.00	.00	.00	200.00	100.00
8999	Depreciation Expense	116,000.00	116,000.00	.00	.00	.00	116,000.00	100.00
	WATER SYSTEM	278,604.00	278,604.00	3,808.29	70,974.70	.00	207,629.30	74.52
	WATER SYSTEM	278,604.00	278,604.00	3,808.29	70,974.70	.00	207,629.30	74.52
46000	**DEBT SERVICE**							
9522	Loan - C-515269-02	.00	.00	6,606.42	13,212.84	.00	13,212.84-	100.00-
9525	Loan - WSL-03-99	1,393.00	1,393.00	.00	59,402.44	.00	58,009.44-	164.35-

EXPENDITURE SUMMARY

--DETAIL-- 7/01/0501 - 20/22/0501 --DETAIL--

FUND #-502 EXPENDITURES-SANITARY DISTRICT FUND

MAJOR ACCT#	DESCRIPTION	BUDGET AMOUNT	APPR. AMOUNT	CURRENT AMOUNT	Y-T-D AMOUNT	ENCUMBRANCE AMOUNT	UNENCUMBERED BALANCE	% REMAIN.
	DEBT SERVICE							
9526	Loan - USDA Rural Development	30,489.00	30,489.00	4,131.00	45,441.00	.00	14,952.00-	49.04-
9528	Loan - VRA Ph VI	11,890.00	11,890.00	.00	75,585.66	.00	63,695.66-	535.70-
	DEBT SERVICE	43,772.00	43,772.00	10,737.42	193,641.94	.00	149,869.94-	342.38-
	DEBT SERVICE	43,772.00	43,772.00	10,737.42	193,641.94	.00	149,869.94-	342.38-
47000	**RESERVE**							
94000	**RESERVE**							
995000	**RESERVE**							
	--FUND TOTAL--	798,677.00	798,677.00	31,781.33	529,406.71	.00	269,270.29	33.71

AMELIA DEPARTMENT OF SOCIAL SERVICES
P.O. Box 136, Amelia, VA 23002 Phone: (804) 561-2681 Fax: (804) 561-6040
Martha Pullen, Director

AMELIA COUNTY DEPARTMENT OF SOCIAL SERVICES
FINANCIAL STATEMENT MAY 2022

FY 2022 APPROPRIATION		1,937,013.00
MAY 2022 EXPENDITURES		146,768.37
FY 2022 EXPENDITURES TO DATE	1,280,923.33	1,427,691.70
UNEXPENDED APPROPRIATION BALANCE		509,321.30
MAY REFUNDS/CANCELLATIONS		0.00
REFUNDS/CANCELLATIONS TO DATE FY 22	16,057.22	16,057.22
PROJECTED ANNUAL EXPENDITURES FY 22		1,557,481.80
BOARD APPROVED ANNUAL APPROPRIATION FY 22		1,937,013.00
ADDITIONAL FUNDS APPROVED		
CURRENT APPROVED TOTAL		1,937,013.00

FUND # - 100 **GENERAL FUND** DEPT # - 000200 ** LIABILITIES **

VENDOR NAME	CHARGE TO	DESCRIPTION	INVOICE#	INVOICE DATE	PO#	CHECK DATE	CHECK#	$$ PAY $$
		DEPT # - 000200 ** LIABILITIES **						
	** LIABILITIES **							
AFLAC PREMIUM HOLDING	Clearing Accounts -	AFLAC-EMPLOYEE PT	DC0312205132205	5/13/2022		5/13/2022	31847	903.32
AFLAC PREMIUM HOLDING	Clearing Accounts -	AFLAC-EMPLOYEE PT	DC0312205312205	5/31/2022		5/31/2022	32242	903.32
AFLAC PREMIUM HOLDING	Clearing Accounts -	AFLAC-EMPLOYEE	DC0322205132205	5/13/2022		5/13/2022	31847	513.01
AFLAC PREMIUM HOLDING	Clearing Accounts -	AFLAC-EMPLOYEE	DC0322205312205	5/31/2022		5/31/2022	32242	513.01
MINNESOTA LIFE	Clearing Accounts -	OPTIONAL LIFE INSURA	DC1992205132205	5/13/2022		5/13/2022	31850	615.95
MINNESOTA LIFE	Clearing Accounts -	OPTIONAL LIFE INSURA	DC1992205312205	5/31/2022		5/31/2022	32245	615.95
MINNESOTA LIFE	Clearing Accounts -	OPTIONAL LIFE-SANITA	DC5992205312205	5/31/2022		5/31/2022	32245	.22
VACORP	Clearing Accounts -	VACORP/VLDP	DC1292205132205	5/13/2022		5/13/2022	31851	331.82
VACORP	Clearing Accounts -	VACORP/VLDP	DC1292205312205	5/31/2022		5/31/2022	32246	331.82
VISION SERVICE PLAN (AT)	Clearing Accounts -	VSP VISION-EE	DC1212205132205	5/13/2022		5/13/2022	31852	10.65
VISION SERVICE PLAN (AT)	Clearing Accounts -	VSP VISION-EE	DC1212205312205	5/31/2022		5/31/2022	32247	10.65
DELTA DENTAL OF VIRGINIA	Clearing Accounts -	DELTA DENTAL-EE	DC1162205132205	5/13/2022		5/13/2022	31848	81.92
DELTA DENTAL OF VIRGINIA	Clearing Accounts -	DELTA DENTAL-EE	DC1162205312205	5/31/2022		5/31/2022	32243	81.92
LEGALSHIELD	Clearing Accounts -	LEGALSHIELD	DC0342205132205	5/13/2022		5/13/2022	31849	38.38
LEGALSHIELD	Clearing Accounts -	LEGALSHIELD	DC0342205312205	5/31/2022		5/31/2022	32244	38.38
WASHINGTON NATIONAL	Clearing Accounts -	WASHINGTON NATNL INS	DC0352205132205	5/13/2022		5/13/2022	31853	958.83
WASHINGTON NATIONAL	Clearing Accounts -	WASHINGTON NATNL INS	DC0352205312205	5/31/2022		5/31/2022	32248	958.83
								6,907.98 *
				TOTAL				6,907.98
				FUND TOTAL				6,907.98

FUND # - 502 ** SANITARY DISTRICT FUND ** DEPT # - 000200 LIABILITIES

VENDOR NAME	CHARGE TO	DESCRIPTION	INVOICE#	INVOICE DATE	PO#	CHECK DATE	CHECK#	$$ PAY $$
		DEPT # - 000200 LIABILITIES						
	LIABILITIES							
MINNESOTA LIFE	CLEARING ACCOUNTS -	OPTIONAL LIFE-SANITA	DC5992205132205	5/13/2022		5/13/2022	31850	13.87
MINNESOTA LIFE	CLEARING ACCOUNTS -	OPTIONAL LIFE-SANITA	DC5992205312205	5/31/2022		5/31/2022	32245	13.65
VACORP	CLEARING ACCOUNTS -	VACORP/VLDP	DC1292205132205	5/13/2022		5/13/2022	31851	13.60
VACORP	CLEARING ACCOUNTS -	VACORP/VLDP	DC1292205312205	5/31/2022		5/31/2022	32246	13.60
WASHINGTON NATIONAL	CLEARING ACCOUNTS -	WASHINGTON NATNL INS	DC0352205132205	5/13/2022		5/13/2022	31853	24.79
WASHINGTON NATIONAL	CLEARING ACCOUNTS -	WASHINGTON NATNL INS	DC0352205312205	5/31/2022		5/31/2022	32248	24.79
								104.30 *
						TOTAL		104.30
						FUND TOTAL		104.30

FUND # - 100 General Fund DEPT # - 011010 **BOARD OF SUPERVISORS**

VENDOR NAME	CHARGE TO	DESCRIPTION	INVOICE#	INVOICE DATE	PO#	CHECK DATE	CHECK#	$$ PAY $$
DEPT # - 011010 **BOARD OF SUPERVISORS**								
BOARD OF SUPERVISORS								
AMELIA BULLETIN MONITOR	Advertising	AD	6039	5/02/2022		5/13/2022	32134	750.00
AMELIA BULLETIN MONITOR	Advertising	AD	6055	5/02/2022		5/13/2022	32134	1,483.50
AMELIA BULLETIN MONITOR	Advertising	AD	6056	5/02/2022		5/13/2022	32134	35.00
AMELIA BULLETIN MONITOR	Advertising	AD	6057	5/02/2022		5/13/2022	32134	219.00
								2,487.50 *
					TOTAL			2,487.50
DEPT # - 012110 **COUNTY ADMINISTRATOR**								
COUNTY ADMINISTRATOR								
HEFTY WILEY & GORE PC	Professional Service	LEGAL SERVICE	11775	4/25/2022		5/06/2022	32106	7,166.89
CARD SERVICES CENTER	Professional Service	MISC.	04082022	4/08/2022		5/09/2022	3147	20.00
CARD SERVICES CENTER	Professional Service	MISC.	04082022	4/08/2022		5/09/2022	3147	189.75
CARD SERVICES CENTER	Professional Service	MISC.	04082022	4/08/2022		5/09/2022	3147	281.29
CARD SERVICES CENTER	Professional Service	MISC.	04082022	4/08/2022		5/09/2022	3147	270.35
CARD SERVICES CENTER	Professional Service	MISC.	04082022	4/08/2022		5/09/2022	3147	22.17
CARD SERVICES CENTER	Professional Service	MISC.	05102022STMNT	5/10/2022		5/23/2022	3256	20.00
								7,970.45 *
PURCHASE POWER	Postal Services	POSTAGE	04172022	4/17/2022		5/06/2022	3145	1.09
								1.09 *
TDS TELECOM SERVICE	Telecommunications	UTILITIES	04132022	4/13/2022		5/18/2022	3255	150.36
TDS TELECOM SERVICE	Telecommunications	UTILITIES	04132022	4/13/2022		5/18/2022	3255	296.40
TDS TELECOM SERVICE	Telecommunications	UTILITIES	04132022	4/13/2022		5/18/2022	3255	34.75
TDS TELECOM SERVICE	Telecommunications	UTILITIES	04132022	4/13/2022		5/18/2022	3255	14.80
								496.31 *
QUILL LLC	Office Supplies	SUPPLIES	24641953	4/21/2022		5/06/2022	32121	98.85
DIAMOND SPRINGS WATER	Office Supplies	RENTAL	STMNT 04292022	4/29/2022		5/06/2022	32101	98.16
CARD SERVICES CENTER	Office Supplies	MISC.	05102022STMNT	5/10/2022		5/23/2022	3256	18.99
AMAZON CAPITAL SERVICES	Office Supplies	SUPPLIES	1PNMYD3VXMT9	5/01/2022		5/06/2022	32083	35.99
								251.99 *
COURIER-RECORD	Books and Subscripti	SUBSCRIPTION	05032022	5/02/2022		5/06/2022	32096	40.00
								40.00 *
					TOTAL			8,759.84
DEPT # - 012130 **DMV SERVICES**								
DMV SERVICES								
CARD SERVICES CENTER	Professional Service	MISC.	04082022	4/08/2022		5/09/2022	3147	15.00
CARD SERVICES CENTER	Professional Service	MISC.	05102022STMNT	5/10/2022		5/23/2022	3256	15.00
								30.00 *
TDS TELECOM SERVICE	Telecommunications	UTILITIES	04132022	4/13/2022		5/18/2022	3255	74.71
TDS TELECOM SERVICE	Telecommunications	UTILITIES	04132022	4/13/2022		5/18/2022	3255	34.75
								109.46 *
					TOTAL			139.46

FUND # - 100 General Fund

DEPT # - 012130 **DMV SERVICES**

VENDOR NAME	CHARGE TO	DESCRIPTION	INVOICE#	INVOICE DATE	PO#	CHECK DATE	CHECK#	$$ PAY $$

DEPT # - 012310 **COMMISSIONER OF REVENUE**

COMMISSIONER OF REVENUE

KEY OFFICE SUPPLY INC	Maintenance Service	RENTAL	566291	4/02/2022		5/06/2022	32109	191.30
								191.30 *
PURCHASE POWER	Postal Services	POSTAGE	04172022	4/17/2022		5/06/2022	3145	170.13
								170.13 *
TDS TELECOM SERVICE	Telecommunications	UTILITIES	04132022	4/13/2022		5/18/2022	3255	194.92
TDS TELECOM SERVICE	Telecommunications	UTILITIES	04132022	4/13/2022		5/18/2022	3255	34.75
								229.67 *
COMMISSIONERS OF THE REVEN	Dues/Association Mem	DUES 22-23	05122022	5/12/2022		5/13/2022	32146	300.00
								300.00 *
DIAMOND SPRINGS WATER	Office Supplies	RENTAL	STMNT 04292022	4/29/2022		5/06/2022	32101	85.85
								85.85 *
					TOTAL			976.95

DEPT # - 012320 **REASSESSMENT**

REASSESSMENT

WAMPLER-EANES APPRAISAL GR	Professional Service	REASSESS,EMT	004-23	4/01/2022		5/13/2022	32191	13,408.92
WAMPLER-EANES APPRAISAL GR	Professional Service	REASSESSMENT	005-23	5/03/2022		5/06/2022	32130	21,017.20
								34,426.12 *
TDS TELECOM SERVICE	Telecommunications	UTILITIES	04132022	4/13/2022		5/18/2022	3255	101.82
								101.82 *
					TOTAL			34,527.94

DEPT # - 012410 **TREASURER**

TREASURER

DMV (DEPARTMENT OF MOTOR	Professional Service	FEES	202212000686	4/30/2022		5/06/2022	32102	2,500.00
								2,500.00 *
PURCHASE POWER	Postal Services	POSTAGE	04172022	4/17/2022		5/06/2022	3145	85.08
								85.08 *
TDS TELECOM SERVICE	Telecommunications	UTILITIES	04132022	4/13/2022		5/18/2022	3255	34.75
TDS TELECOM SERVICE	Telecommunications	UTILITIES	04132022	4/13/2022		5/18/2022	3255	168.18
TREASURER OF VIRGINIA	Telecommunications	UTILITIES	T448174	5/02/2022		5/13/2022	32186	7.58
								210.51 *
CARD SERVICES CENTER	Travel-Convention/Ed	MISC.	04082022	4/08/2022		5/09/2022	3147	135.00
CARD SERVICES CENTER	Travel-Convention/Ed	MISC.	04082022	4/08/2022		5/09/2022	3147	60.00
								195.00 *
AMELIA BULLETIN MONITOR	Office Supplies	SUPPLIES	6082	5/02/2022		5/13/2022	32134	450.34
DIAMOND SPRINGS WATER	Office Supplies	RENTAL	STMNT 04292022	4/29/2022		5/06/2022	32101	38.91
CITIZENS BANK & TRUST	Office Supplies	CHECKS	04132022	4/13/2022		5/06/2022	3146	130.93
								620.18 *
					TOTAL			3,610.77

DEPT # - 012420 **FINANCE**

FINANCE

PURCHASE POWER	Postal Services	POSTAGE	04172022	4/17/2022		5/06/2022	3145	111.99
								111.99 *

FUND # - 100 General Fund

DEPT # - 012420 **FINANCE**

VENDOR NAME	CHARGE TO	DESCRIPTION	INVOICE#	INVOICE DATE	PO#	CHECK DATE	CHECK#	$$ PAY $$
CARD SERVICES CENTER	Travel - Convention/	MISC.	04082022	4/08/2022		5/09/2022	3147	59.00
CARD SERVICES CENTER	Travel - Convention/	MISC.	05102022STMNT	5/10/2022		5/23/2022	3256	35.00
								94.00 *
CARD SERVICES CENTER	Dues/Association Mem	MISC.	05102022STMNT	5/10/2022		5/23/2022	3256	60.00
								60.00 *
						TOTAL		265.99

DEPT # - 012430 **INFORMATION TECHNOLOGY**

INFORMATION TECHNOLOGY

SHAWN STERN COMPUTER	Professional Service	IT	62130	5/17/2022		5/23/2022	32233	27.50
SHAWN STERN COMPUTER	Professional Service	IT	62440	5/11/2022		5/23/2022	32233	53.90
CARD SERVICES CENTER	Professional Service	MISC.	04082022	4/08/2022		5/09/2022	3147	349.99
CARD SERVICES CENTER	Professional Service	MISC.	05102022STMNT	5/10/2022		5/23/2022	3256	189.75
CARD SERVICES CENTER	Professional Service	MISC.	05102022STMNT	5/10/2022		5/23/2022	3256	280.00
CAS SEVERN INC	Professional Service	COMPUTER SERVICE	440750	4/30/2022		5/13/2022	32144	113.00
								1,014.14 *
						TOTAL		1,014.14

DEPT # - 012500 **CHILDRENS SERVICES ACT**

CHILDRENS SERVICES ACT

ST JOSEPHS VILLA	Services/AT RISK You	SERVICE	05172022	5/17/2022		5/23/2022	32237	5,909.44
NORMAN HEATHER	Services/AT RISK You	SERVICES-APRIL	05022022	5/02/2022		5/23/2022	32219	580.00
THE FAISON CENTER, INC.	Services/AT RISK You	SERVICE - APRIL	05172022	5/17/2022		5/23/2022	32239	5,423.50
SPUR N UP HOPE INC.	Services/AT RISK You	SERVICE - APRIL	051712022	5/17/2022		5/23/2022	32236	195.00
KIDSPEACE NATIONAL CENTERS	Services/AT RISK You	SERVICES-MARCH	05022022	5/02/2022		5/06/2022	32110	16,895.00
KIDSPEACE NATIONAL CENTERS	Services/AT RISK You	SERVICES-MARCH	05022022	5/02/2022		5/06/2022	32110	5,610.00
PARTNERS OF PENNSYLVANIA,	Services/AT RISK You	SERVICE-MARCH	05172022	5/17/2022		5/23/2022	32225	136.13
PARTNERS OF PENNSYLVANIA,	Services/AT RISK You	SERVICE - FEB.	05172022 2	5/17/2022		5/23/2022	32225	796.77
PARTNERS OF PENNSYLVANIA,	Services/AT RISK You	SERVICE - JAN	05172022 3	5/17/2022		5/23/2022	32225	1,372.44
								36,918.28 *
						TOTAL		36,918.28

DEPT # - 013200 **REGISTRAR**

REGISTRAR

TDS TELECOM SERVICE	Telecommunications	UTILITIES	04132022	4/13/2022		5/18/2022	3255	185.69
TREASURER OF VIRGINIA	Telecommunications	UTILITIES	T448174	5/02/2022		5/13/2022	32186	2.41
								188.10 *
VRAV (VOTER REGISTRARS	Travel-Convention/Ed	04082022	77	4/08/2022		5/06/2022	32129	325.00
								325.00 *
						TOTAL		513.10

DEPT # - 021100 **CIRCUIT COURT**

CIRCUIT COURT

MATTHEW BENDER & CO INC	Books and Subscripti	BOOKS	03312022 STMNT	3/31/2022		5/06/2022	32115	568.61
								568.61 *
						TOTAL		568.61

FUND # - 100 General Fund

DEPT # - 021100 **CIRCUIT COURT**

VENDOR NAME	CHARGE TO	DESCRIPTION	INVOICE#	INVOICE DATE	PO#	CHECK DATE	CHECK#	$$ PAY $$

DEPT # - 021200 **GENERAL DISTRICT COURT**

GENERAL DISTRICT COURT

WILLIAMS PRESTON G	Court Appointed Coun	LEGAL SERVICE	9226641	5/03/2022		5/13/2022	32192	145.00
SPENCE LAW PC	Court Appointed Coun	LEGAL SERVICE	9216309	5/03/2022		5/13/2022	32179	240.00
THE LAW OFFICE OF	Court Appointed Coun	LEGAL SERVICE	9226767	5/02/2022		5/13/2022	32180	120.00
THE LAW OFFICE OF	Court Appointed Coun	LEGAL SERVICE	9226769	5/02/2022		5/13/2022	32180	120.00
								625.00 *
SOUTHERN COPIER SALES &	Maintenance Service	RENTAL	2204210015	4/21/2022		5/06/2022	32123	300.00
US BANK EQUIPMENT FINANCE	Maintenance Service	RENTAL	471683466	5/04/2022		5/13/2022	32189	167.50
								467.50 *
BRAGG SHIRLEY YVONNE	Janitorial Contractu	CLEANING	05012022	5/01/2022		5/06/2022	32091	350.00
								350.00 *
TDS TELECOM SERVICE	Telecommunications	UTILITIES	04132022	4/13/2022		5/18/2022	3255	235.62
TREASURER OF VIRGINIA	Telecommunications	UTILITIES	T448174	5/02/2022		5/13/2022	32186	.50
								236.12 *
ROYALL THERESA	Travel-Convention/Ed	DUES/TRAINING	05032022	5/03/2022		5/06/2022	32122	433.33
								433.33 *
ROYALL THERESA	Dues/Association Mem	DUES/TRAINING	05032022	5/03/2022		5/06/2022	32122	195.00
								195.00 *
						TOTAL		2,306.95

DEPT # - 021300 **SPECIAL MAGISTRATES**

SPECIAL MAGISTRATES

TDS TELECOM SERVICE	Telecommunications	UTILITIES	04132022	4/13/2022		5/18/2022	3255	14.80
								14.80 *
						TOTAL		14.80

DEPT # - 021600 **CLERK OF CIRCUIT COURT**

CLERK OF CIRCUIT COURT

TREASURER OF VIRGINIA	Maintenance Service	RECORD MANAGMENT	22-007C-RMS2	4/07/2022		5/13/2022	32185	2,958.60
								2,958.60 *
TDS TELECOM SERVICE	Telecommunications	UTILITIES	04132022	4/13/2022		5/18/2022	3255	179.04
								179.04 *
						TOTAL		3,137.64

DEPT # - 021900 **VICTIM WITNESS**

VICTIM WITNESS

TDS TELECOM SERVICE	Telecommunications	UTILITIES	04132022	4/13/2022		5/18/2022	3255	24.99
TDS TELECOM SERVICE	Telecommunications	UTILITIES	04132022	4/13/2022		5/18/2022	3255	156.18
VERIZON WIRELESS	Telecommunications	UTILITIES	04102022	4/10/2022		5/06/2022	3144	31.23
								212.40 *
HARVER BONNIE	Travel-Convention/Ed	TRAINING	05062022	5/06/2022		5/06/2022	32105	53.87
								53.87 *
						TOTAL		266.27

FUND # - 100 General Fund DEPT # - 021900 **VICTIM WITNESS**

VENDOR NAME	CHARGE TO	DESCRIPTION	INVOICE#	INVOICE DATE	PO#	CHECK DATE	CHECK#	$$ PAY $$

DEPT # - 022100 **COMMONWEALTH'S ATTORNEY**

COMMONWEALTH'S ATTORNEY

AMELIA BULLETIN MONITOR	Advertising	AD	6065	5/02/2022		5/23/2022	32197	270.00
								270.00 *
AMELIA POSTMASTER	Postal Services	POSTAGE	05182022	5/18/2022		5/23/2022	32198	406.00
								406.00 *
TDS TELECOM SERVICE	Telecommunications	UTILITIES	04132022	4/13/2022		5/18/2022	3255	202.13
								202.13 *
AMAZON CAPITAL SERVICES	Office Supplies	MISC	17JHW9R9PYJK	5/01/2022		5/13/2022	32133	113.06
								113.06 *
					TOTAL			991.19

DEPT # - 031200 **SHERIFF**

SHERIFF

RODRIQUEZ, AARON	Professional Health	PHYSICAL	05132022	5/13/2022		5/23/2022	32232	395.00
								395.00 *
JIMS AUTO PARTS INC	Repairs & Maintenanc	REPAIRS	97454	4/27/2022		5/06/2022	32108	159.00
CLEAR VIEW AUTO GLASS INC	Repairs & Maintenanc	REPAIRS/MAINT.	04302022 STMNT	4/30/2022		5/13/2022	32145	65.55
BUSINESS CARD	Repairs & Maintenanc	MISC.	05052022	5/05/2022		5/13/2022	32140	455.80
VAUGHANS CAR CARE	Repairs & Maintenanc	REPAIRS	05022022 STMNT	5/02/2022		5/13/2022	32190	296.57
VAUGHANS CAR CARE	Repairs & Maintenanc	REPAIRS	05022022 STMNT	5/02/2022		5/13/2022	32190	198.31
VAUGHANS CAR CARE	Repairs & Maintenanc	REPAIRS	05022022 STMNT	5/02/2022		5/13/2022	32190	166.68
VAUGHANS CAR CARE	Repairs & Maintenanc	REPAIRS	05022022 STMNT	5/02/2022		5/13/2022	32190	82.61
VAUGHANS CAR CARE	Repairs & Maintenanc	REPAIRS	05022022 STMNT	5/02/2022		5/13/2022	32190	963.91
HALEY FORD SOUTH INC	Repairs & Maintenanc	REPAIRS/MAINT.	66876059/1/2	5/12/2022		5/23/2022	32208	552.63
HALEY FORD SOUTH INC	Repairs & Maintenanc	REPAIRS/MAINT.	66876059/1/2	5/12/2022		5/23/2022	32208	119.00
								3,060.06 *
KEY OFFICE SUPPLY INC	Maintenance Service	RENTAL	566209	3/31/2022		5/06/2022	32109	178.78
KEY OFFICE SUPPLY INC	Maintenance Service	RENTAL	566210	3/31/2022		5/06/2022	32109	178.78
SHAWN STERN COMPUTER	Maintenance Service	IT	62416	5/11/2022		5/13/2022	32176	357.85
SHAWN STERN COMPUTER	Maintenance Service	IT	62503	5/18/2022		5/23/2022	32233	1,782.00
ONSOLVE LLC	Maintenance Service	SERVICE AGM	15234958	5/14/2022		5/23/2022	32222	8,378.10
								10,875.51 *
AMELIA BULLETIN MONITOR	Printing and Binding	AD	6063	5/02/2022		5/23/2022	32197	196.86
								196.86 *
COPE RANNA	Postal Services	PETTY CASH	04282022	4/28/2022		5/06/2022	32094	1.36
COPE RANNA	Postal Services	PETTY CASH	04282022	4/28/2022		5/06/2022	32094	16.10
COPE RANNA	Postal Services	PETTY CASH	04282022	4/28/2022		5/06/2022	32094	9.25
PITNEY BOWES GLOBAL	Postal Services	POSTAGE	3315687933	5/12/2022		5/23/2022	32228	150.00
								176.71 *
TDS TELECOM SERVICE	Telecommunications	UTILITIES	04132022	4/13/2022		5/18/2022	3255	741.69
VERIZON WIRELESS	Telecommunications	UTILITIES	04182022	4/18/2022		5/06/2022	32128	840.21
VERIZON WIRELESS	Telecommunications	UTILITIES	04182022	4/18/2022		5/06/2022	32128	418.80
								2,000.70 *
BUSINESS CARD	Travel-Convention/Ed	MISC.	05052022	5/05/2022		5/13/2022	32140	1,374.99

FUND # - 100 General Fund DEPT # - 031200 **SHERIFF**

VENDOR NAME	CHARGE TO	DESCRIPTION	INVOICE#	INVOICE DATE	PO#	CHECK DATE	CHECK#	$$ PAY $$
POWERPHONE INC	Travel-Convention/Ed	TRAINING	76831	5/10/2022		5/23/2022	32230	1,316.00
								2,690.99 *
COPE RANNA	Travel-Prisoner Extr	PETTY CASH	04282022	4/28/2022		5/06/2022	32094	5.27
COPE RANNA	Travel-Prisoner Extr	PETTY CASH	04282022	4/28/2022		5/06/2022	32094	7.24
								12.51 *
BUSINESS CARD	Office Supplies	MISC.	05052022	5/05/2022		5/13/2022	32140	80.43
EZCHILDID.COM	Office Supplies	CDS	13141	5/12/2022		5/23/2022	32206	163.00
MALLORY SAFETY & SUPPLY LL	Office Supplies	SUPPLIES	5301028	3/04/2022		5/13/2022	32161	194.04
								437.47 *
COPE RANNA	Vehicle/Powered Equi	PETTY CASH	04282022	4/28/2022		5/06/2022	32094	52.08
MANSFIELD OIL COMPANY	Vehicle/Powered Equi	FUEL	SQLCD760205	5/01/2022		5/23/2022	32217	3,944.30
MANSFIELD OIL COMPANY	Vehicle/Powered Equi	FUEL	SQLCD760934	5/17/2022		5/23/2022	32217	4,013.89
								8,010.27 *
SOUTHERN POLICE EQUIPMENT	Police Supplies	UNIFORMS	206502	5/19/2022		5/23/2022	32234	1,012.00
TOWN POLICE SUPPLY	Police Supplies	SUPPLIES	0026590-0	4/13/2022		5/13/2022	32182	39.00
								1,051.00 *
BUSINESS CARD	Uniforms and Wearing	MISC.	05052022	5/05/2022		5/13/2022	32140	129.94
WITMER PUBLIC SAFETY	Uniforms and Wearing	UNIFORMS	18722	4/08/2022		5/06/2022	32132	160.00
								289.94 *
BUSINESS CARD	Special Law Enforcem	MISC.	05052022	5/05/2022		5/13/2022	32140	305.90
BUSINESS CARD	Special Law Enforcem	MISC.	05052022	5/05/2022		5/13/2022	32140	310.57
								616.47 *
KGW INC	Furniture and Fixtur	FURN. FIX	21165	5/23/2022		5/23/2022	32213	326.00
								326.00 *
BUSINESS CARD	Communications Equip	MISC.	05052022	5/05/2022		5/13/2022	32140	15.98
								15.98 *
CAROUSEL INDUSTRIES OF	VITA Grant	GRANT	0420221335C	4/20/2022		5/13/2022	32142	26,952.27
								26,952.27 *
				TOTAL				57,107.74

DEPT # - 032200 **VOLUNTEER FIRE DEPARTMENT**

VOLUNTEER FIRE DEPARTMENT

SOUTHSIDE ELECTRIC	Electrical Services	UTLITIES	05042022	5/04/2022		5/13/2022	32177	152.80
SOUTHSIDE ELECTRIC	Electrical Services	UTILITIES	05112022	5/11/2022		5/23/2022	32235	136.30
DOMINION ENERGY VIRGINIA	Electrical Services	UTILITIES	03292022	3/29/2022		5/09/2022	3148	204.71
DOMINION ENERGY VIRGINIA	Electrical Services	UTILITIES	03292022	3/29/2022		5/09/2022	3148	288.36
DOMINION ENERGY VIRGINIA	Electrical Services	UTILITIES	03292022	3/29/2022		5/09/2022	3148	132.65
DOMINION ENERGY VIRGINIA	Electrical Services	UTILITIES	03302022	3/30/2022		5/09/2022	3148	124.30
								1,039.12 *
TREASURER OF AMELIA	Water & Sewer Servic	UTILITIES	05012022	5/01/2022		5/13/2022	32183	706.65
								706.65 *
				TOTAL				1,745.77

DEPT # - 033200 **CO/CITY OPERATED INSTITUTIONS**

CO/CITY OPERATED INSTITUTIONS

PIEDMONT REGIONAL JAIL	Piedmont Regional Ja	SECURITY TOWER1/6	3912	5/05/2022		5/13/2022	32169	33,333.34
								33,333.34 *

FUND # - 100 General Fund

DEPT # - 033200 **CO/CITY OPERATED INSTITUTIONS**

VENDOR NAME	CHARGE TO	DESCRIPTION	INVOICE#	INVOICE DATE	PO#	CHECK DATE	CHECK#	$$ PAY $$
PIEDMONT REGIONAL	Piedmont Juvenile De	BEDS	2008	4/05/2022		5/23/2022	32227	700.00
PIEDMONT REGIONAL	Piedmont Juvenile De	BEDS	2016	5/04/2022		5/23/2022	32227	3,600.00
								4,300.00 *
					TOTAL			37,633.34

DEPT # - 033300 **COURT SERVICES UNIT**

COURT SERVICES UNIT

TDS TELECOM SERVICE	Telecommunications	UTILITIES	04132022	4/13/2022		5/18/2022	3255	91.49
								91.49 *
					TOTAL			91.49

DEPT # - 034100 **BUILDING INSPECTIONS**

BUILDING INSPECTIONS

CARD SERVICES CENTER	Repairs & Maintenanc	MISC.	04082022	4/08/2022		5/09/2022	3147	71.61
								71.61 *
PURCHASE POWER	Postal Services	POSTAGE	04172022	4/17/2022		5/06/2022	3145	6.77
								6.77 *
VERIZON WIRELESS	Telecommunications	UTILITIES	04102022	4/10/2022		5/06/2022	3144	237.47
								237.47 *
RICCHEZZA DEBRA	Travel-Convention/Ed	TRAINING	05042022	5/04/2022		5/13/2022	32173	59.36
								59.36 *
AMELIA BULLETIN MONITOR	Office Supplies	AD	6083	5/02/2022		5/13/2022	32134	40.84
STAPLES BUSINESS CREDIT	Office Supplies	MISC.	1641716854	4/25/2022		5/06/2022	32124	94.99
								135.83 *
MANSFIELD OIL COMPANY	Vehicle/Powered Equi	FUEL	SQLCD755115	5/19/2022		5/13/2022	32162	39.97
MANSFIELD OIL COMPANY	Vehicle/Powered Equi	FUEL	SQLCD755115	5/19/2022		5/13/2022	32162	46.24
								86.21 *
CARD SERVICES CENTER	Vehicle/Powered Equi	MISC.	04082022	4/08/2022		5/09/2022	3147	28.43
								28.43 *
					TOTAL			625.68

DEPT # - 035100 **ANIMAL CONTROL**

ANIMAL CONTROL

COUNTRYSIDE VETERINARY	Professional Health	PROFESSIONAL SERVICE	APRIL STMNT	5/03/2022		5/06/2022	32095	445.39
COUNTRYSIDE VETERINARY	Professional Health	PROFESSIONAL SERVICE	APRIL STMNT	5/03/2022		5/06/2022	32095	317.96
COUNTRYSIDE VETERINARY	Professional Health	PROFESSIONAL SERVICE	APRIL STMNT	5/03/2022		5/06/2022	32095	44.22
COUNTRYSIDE VETERINARY	Professional Health	PROFESSIONAL SERVICE	APRIL STMNT	5/03/2022		5/06/2022	32095	314.10
COUNTRYSIDE VETERINARY	Professional Health	PROFESSIONAL SERVICE	APRIL STMNT	5/03/2022		5/06/2022	32095	42.42
COUNTRYSIDE VETERINARY	Professional Health	PROFESSIONAL SERVICE	APRIL STMNT	5/03/2022		5/06/2022	32095	103.17
								1,267.26 *
TRIDENT NATIONAL	Professional Service	PROFESSIONAL SERVICE	79872	4/30/2022		5/13/2022	32187	55.00
								55.00 *
DOMINION ENERGY VIRGINIA	Electrical Services	UTILITIES	03292022	3/29/2022		5/09/2022	3148	238.30
								238.30 *

FUND # - 100 General Fund

DEPT # - 035100 **ANIMAL CONTROL**

VENDOR NAME	CHARGE TO	DESCRIPTION	INVOICE#	INVOICE DATE	PO#	CHECK DATE	CHECK#	$$ PAY $$
PURCHASE POWER	Postal Services	POSTAGE	04172022	4/17/2022		5/06/2022	3145	36.22
								36.22 *
TDS TELECOM SERVICE	Telecommunications	UTILITIES	04132022	4/13/2022		5/18/2022	3255	89.74
VERIZON WIRELESS	Telecommunications	UTILITIES	04102022	4/10/2022		5/06/2022	3144	48.49
VERIZON WIRELESS	Telecommunications	UTILITIES	04102022	4/10/2022		5/06/2022	3144	48.49
								186.72 *
MANSFIELD OIL COMPANY	Vehicle/Powered Equi	FUEL	SQLCD755115	5/19/2022		5/13/2022	32162	91.38
MANSFIELD OIL COMPANY	Vehicle/Powered Equi	FUEL	SQLCD755115	5/19/2022		5/13/2022	32162	74.17
								165.55 *
					TOTAL			1,949.05

DEPT # - 035300 **MEDICAL EXAMINER**

MEDICAL EXAMINER

TREASURER OF VIRGINIA	Professional Service	PROFESSIONAL SERVICE	03282022	3/28/2022		5/13/2022	32184	20.00
								20.00 *
					TOTAL			20.00

DEPT # - 035500 **EMERGENCY MANAGEMENT**

EMERGENCY MANAGEMENT

SBA PROPERTIES LLC	911 Communications M	MAINT.	20996109	5/01/2022		5/13/2022	32175	1,308.10
SOUTHSIDE ELECTRIC	911 Communications M	UTLITIES	05042022	5/04/2022		5/13/2022	32177	42.57
								1,350.67 *
TDS TELECOM SERVICE	Telecommunications	UTILITIES	04132022	4/13/2022		5/18/2022	3255	97.19
VERIZON WIRELESS	Telecommunications	UTILITIES	04102022	4/10/2022		5/06/2022	3144	40.01
								137.20 *
MANSFIELD OIL COMPANY	Vehicle/Powered Equi	FUEL	SQLCD755115	5/19/2022		5/13/2022	32162	69.44
MANSFIELD OIL COMPANY	Vehicle/Powered Equi	FUEL	SQLCD755115	5/19/2022		5/13/2022	32162	67.07
								136.51 *
BEAM DISTRIBUTING INC	LEMPG Grant	SUPPLIES	345979	5/09/2022		5/13/2022	32137	677.00
								677.00 *
					TOTAL			2,301.38

DEPT # - 041320 **STREET LIGHTS**

STREET LIGHTS

DOMINION ENERGY VIRGINIA	Electrical Services	UTILITIES	03292022	3/29/2022		5/09/2022	3148	410.45
								410.45 *
					TOTAL			410.45

DEPT # - 042400 **ENVIRONMENTAL SERVICES**

ENVIRONMENTAL SERVICES

HURT & PROFFITT	Professional Service	PLAN REVIEW	71175	5/03/2022		5/23/2022	32210	1,200.00
								1,200.00 *
PURCHASE POWER	Postal Services	POSTAGE	04172022	4/17/2022		5/06/2022	3145	.54
								.54 *

FUND # - 100 General Fund

DEPT # - 042400 **ENVIRONMENTAL SERVICES**

VENDOR NAME	CHARGE TO	DESCRIPTION	INVOICE#	INVOICE DATE	PO#	CHECK DATE	CHECK#	$$ PAY $$
TDS TELECOM SERVICE	Telecommunications	UTILITIES	04132022	4/13/2022		5/18/2022	3255	81.14
VERIZON WIRELESS	Telecommunications	UTILITIES	04102022	4/10/2022		5/06/2022	3144	63.22
								144.36 *
CARD SERVICES CENTER	Travel-Convention/Ed	MISC.	05102022STMNT	5/10/2022		5/23/2022	3256	793.00
CARD SERVICES CENTER	Travel-Convention/Ed	MISC.	05102022STMNT	5/10/2022		5/23/2022	3256	117.00
WOOLDRIDGE CRYSTAL	Travel-Convention/Ed	CONFERENCE	05122022	5/12/2022		5/13/2022	32194	88.48
								998.48 *
MANSFIELD OIL COMPANY	Vehicle/Powered Equi	FUEL	SQLCD755115	5/19/2022		5/13/2022	32162	48.60
MANSFIELD OIL COMPANY	Vehicle/Powered Equi	FUEL	SQLCD755115	5/19/2022		5/13/2022	32162	48.88
MANSFIELD OIL COMPANY	Vehicle/Powered Equi	FUEL	SQLCD755115	5/19/2022		5/13/2022	32162	45.24
								142.72 *
CARD SERVICES CENTER	Litter Control Grant	MISC.	04082022	4/08/2022		5/09/2022	3147	112.60
CARD SERVICES CENTER	Litter Control Grant	MISC.	04082022	4/08/2022		5/09/2022	3147	32.56
								145.16 *
						TOTAL		2,631.26

DEPT # - 043200 **GENERAL PROPERTIES**

GENERAL PROPERTIES

TRIDENT NATIONAL	Professional Service	PROFESSIONAL SERVICE	79872	4/30/2022		5/13/2022	32187	55.00
LANGUAGE LINE SERVICES	Professional Service	PROFESSIONAL SERVICE	10516940	4/30/2022		5/13/2022	32156	8.00
AMAZON CAPITAL SERVICES	Professional Service	SUPPLIES	1PJ3KF3V1TM4	5/01/2022		5/13/2022	32133	35.37
AMAZON CAPITAL SERVICES	Professional Service	SUPPLIES	1PJ3KF3V1TM4	5/01/2022		5/13/2022	32133	15.76-
								82.61 *
ONEALS ELECTRICAL INC	Repairs & Maintenanc	REPAIRS	APR22-033	4/18/2022		5/06/2022	32118	2,968.00
ONEALS ELECTRICAL INC	Repairs & Maintenanc	BEOPPLE BUILDING	APR22043	5/25/2022		5/13/2022	32167	85.00
ONEALS ELECTRICAL INC	Repairs & Maintenanc	REPAIRS	MAY22-005	5/06/2022		5/23/2022	32221	945.00
NOTTOWAY PUBLISHING CO	Repairs & Maintenanc	MAINT. WORKER	04302022	4/30/2022		5/13/2022	32166	200.00
TRANE US INC	Repairs & Maintenanc	REPAIRS/MAINT.	04302022	4/30/2022		5/06/2022	32126	22,874.46
TRANE US INC	Repairs & Maintenanc	REPAIRS/MAINT.	04302022	4/30/2022		5/06/2022	32126	149.08
TRANE US INC	Repairs & Maintenanc	REPAIRS/MAINT.	04302022	4/30/2022		5/06/2022	32126	3,019.74
TRANE US INC	Repairs & Maintenanc	REPAIRS/MAINT.	04302022	4/30/2022		5/06/2022	32126	933.28
TRANE US INC	Repairs & Maintenanc	REPAIRS/MAINT.	04302022	4/30/2022		5/06/2022	32126	1,432.76
TRANE US INC	Repairs & Maintenanc	REPAIRS/MAINT.	04302022	4/30/2022		5/06/2022	32126	340.96
MURPHEY FREDRICK A D/B/A O	Repairs & Maintenanc	FIRE EXT. INSPECTION	2022113	4/10/2022		5/13/2022	32164	1,347.00
C&L MACHINE & WELDING, INC	Repairs & Maintenanc	CRANE RENTAL	53981	4/26/2022		5/13/2022	32141	560.00
								34,855.28 *
DIAMOND SPRINGS WATER	Maintenance Service	RENTAL	006935-04-22	4/29/2022		5/23/2022	32205	14.45
MOJOHNS	Maintenance Service	MAINT. CONTRACT	155034	5/04/2022		5/23/2022	32218	105.00
MOJOHNS	Maintenance Service	MAINT. CONTRACT	155035	5/04/2022		5/23/2022	32218	105.00
MOJOHNS	Maintenance Service	MAINT. CONTRACT	155037	5/04/2022		5/23/2022	32218	105.00
MOJOHNS	Maintenance Service	MAINT. CONTRACT	155038	5/04/2022		5/23/2022	32218	105.00
BUG BUSTERS PEST CONTROL	Maintenance Service	PROFESSIONAL SERVICE	748054	4/22/2022		5/06/2022	32092	62.00
BUG BUSTERS PEST CONTROL	Maintenance Service	PROFESSIONAL SERVICE	749037	4/27/2022		5/06/2022	32092	50.00
BUG BUSTERS PEST CONTROL	Maintenance Service	PROFESSIONAL SERVICE	749066	4/27/2022		5/06/2022	32092	117.00
BUG BUSTERS PEST CONTROL	Maintenance Service	PROFESSIONAL SERVICE	749084	4/27/2022		5/06/2022	32092	45.00
BUG BUSTERS PEST CONTROL	Maintenance Service	PROFESSIONAL SERVICE	749589	4/29/2022		5/06/2022	32092	55.00
								763.45 *

FUND # - 100 General Fund DEPT # - 043200 **GENERAL PROPERTIES**

VENDOR NAME	CHARGE TO	DESCRIPTION	INVOICE#	INVOICE DATE	PO#	CHECK DATE	CHECK#	$$ PAY $$
AMELIA BULLETIN MONITOR	Advertising	ADVERTISMENT	6085	5/02/2022		5/13/2022	32134	173.44
AMELIA BULLETIN MONITOR	Advertising	ADVERTISMENT	6085	5/02/2022		5/13/2022	32134	173.44
								346.88 *
DOMINION ENERGY VIRGINIA	Electrical Services	UTILITIES	03172022	3/17/2022		5/09/2022	3148	174.26
DOMINION ENERGY VIRGINIA	Electrical Services	UTILITIES	03172022	3/17/2022		5/09/2022	3148	17.64
DOMINION ENERGY VIRGINIA	Electrical Services	UTILITIES	03172022	3/17/2022		5/09/2022	3148	1,350.13
DOMINION ENERGY VIRGINIA	Electrical Services	UTILITIES	03172022	3/17/2022		5/09/2022	3148	341.15
DOMINION ENERGY VIRGINIA	Electrical Services	UTILITIES	03172022	3/17/2022		5/09/2022	3148	63.98
DOMINION ENERGY VIRGINIA	Electrical Services	UTILITIES	03172022	3/17/2022		5/09/2022	3148	2,224.50
DOMINION ENERGY VIRGINIA	Electrical Services	UTILITIES	03172022	3/17/2022		5/09/2022	3148	6.59
DOMINION ENERGY VIRGINIA	Electrical Services	UTILITIES	03172022	3/17/2022		5/09/2022	3148	1,185.70
DOMINION ENERGY VIRGINIA	Electrical Services	UTILITIES	03172022	3/17/2022		5/09/2022	3148	185.34
DOMINION ENERGY VIRGINIA	Electrical Services	UTILITIES	03172022	3/17/2022		5/09/2022	3148	58.33
DOMINION ENERGY VIRGINIA	Electrical Services	UTILITIES	03172022	3/17/2022		5/09/2022	3148	289.55
DOMINION ENERGY VIRGINIA	Electrical Services	UTILITIES	03172022	3/17/2022		5/09/2022	3148	352.55
DOMINION ENERGY VIRGINIA	Electrical Services	UTILITIES	03172022	3/17/2022		5/09/2022	3148	224.15
DOMINION ENERGY VIRGINIA	Electrical Services	UTILITIES	03302022	3/30/2022		5/09/2022	3148	9.24
DOMINION ENERGY VIRGINIA	Electrical Services	UTILITIES	03302022	3/30/2022		5/09/2022	3148	6.59
DOMINION ENERGY VIRGINIA	Electrical Services	UTILITIES	03302022	3/30/2022		5/09/2022	3148	6.59
DOMINION ENERGY VIRGINIA	Electrical Services	UTILITIES	03302022	3/30/2022		5/09/2022	3148	15.31
DOMINION ENERGY VIRGINIA	Electrical Services	UTILITIES	03302022	3/30/2022		5/09/2022	3148	34.71
DOMINION ENERGY VIRGINIA	Electrical Services	UTILITIES	03302022	3/30/2022		5/09/2022	3148	364.55
DOMINION ENERGY VIRGINIA	Electrical Services	UTILITIES	03302022	3/30/2022		5/09/2022	3148	771.45
								7,682.31 *
TREASURER OF AMELIA	Water and Sewer Serv	UTILITIES	05012022	5/01/2022		5/13/2022	32183	347.55
TREASURER OF AMELIA	Water and Sewer Serv	UTILITIES	05012022	5/01/2022		5/13/2022	32183	77.70
TREASURER OF AMELIA	Water and Sewer Serv	UTILITIES	05012022	5/01/2022		5/13/2022	32183	121.80
TREASURER OF AMELIA	Water and Sewer Serv	UTILITIES	05012022	5/01/2022		5/13/2022	32183	42.00
TREASURER OF AMELIA	Water and Sewer Serv	UTILITIES	05012022	5/01/2022		5/13/2022	32183	42.00
TREASURER OF AMELIA	Water and Sewer Serv	UTILITIES	05012022	5/01/2022		5/13/2022	32183	157.50
TREASURER OF AMELIA	Water and Sewer Serv	UTILITIES	05012022	5/01/2022		5/13/2022	32183	129.15
TREASURER OF AMELIA	Water and Sewer Serv	UTILITIES	05012022	5/01/2022		5/13/2022	32183	179.55
TREASURER OF AMELIA	Water and Sewer Serv	UTILITIES	05012022	5/01/2022		5/13/2022	32183	49.35
TREASURER OF AMELIA	Water and Sewer Serv	UTILITIES	05012022	5/01/2022		5/13/2022	32183	97.65
TREASURER OF AMELIA	Water and Sewer Serv	UTILITIES	05012022	5/01/2022		5/13/2022	32183	64.05
TREASURER OF AMELIA	Water and Sewer Serv	UTILITIES	05012022	5/01/2022		5/13/2022	32183	131.25
TREASURER OF AMELIA	Water and Sewer Serv	UTILITIES	05012022	5/01/2022		5/13/2022	32183	603.75
TREASURER OF AMELIA	Water and Sewer Serv	UTILITIES	05012022	5/01/2022		5/13/2022	32183	49.50
TREASURER OF AMELIA	Water and Sewer Serv	UTILITIES	05012022	5/01/2022		5/13/2022	32183	42.00
								2,134.80 *
PURCHASE POWER	Postal Services	POSTAGE	04172022	4/17/2022		5/06/2022	3145	77.14
								77.14 *
TDS TELECOM SERVICE	Telecommunications	UTILITIES	04132022	4/13/2022		5/18/2022	3255	180.61
VERIZON WIRELESS	Telecommunications	UTILITIES	04102022	4/10/2022		5/06/2022	3144	58.49
VERIZON WIRELESS	Telecommunications	UTILITIES	04102022	4/10/2022		5/06/2022	3144	31.23
VERIZON WIRELESS	Telecommunications	UTILITIES	04102022	4/10/2022		5/06/2022	3144	25.00
VERIZON WIRELESS	Telecommunications	UTILITIES	04102022	4/10/2022		5/06/2022	3144	13.79

FUND # - 100 General Fund DEPT # - 043200 **GENERAL PROPERTIES**

VENDOR NAME	CHARGE TO	DESCRIPTION	INVOICE#	INVOICE DATE	PO#	CHECK DATE	CHECK#	$$ PAY $$
VERIZON WIRELESS	Telecommunications	UTILITIES	04102022	4/10/2022		5/06/2022	3144	35.06
								344.18 *
CARD SERVICES CENTER	Travel-Convention/Ed	MISC.	04082022	4/08/2022		5/09/2022	3147	9.95
CARD SERVICES CENTER	Travel-Convention/Ed	MISC.	04082022	4/08/2022		5/09/2022	3147	9.95
								19.90 *
QUILL LLC	Office Supplies	SUPPLIES	24761929	4/27/2022		5/13/2022	32171	43.15
STAPLES BUSINESS CREDIT	Office Supplies	MISC.	1641716854	4/25/2022		5/06/2022	32124	504.98
STAPLES BUSINESS CREDIT	Office Supplies	MISC.	1641716854	4/25/2022		5/06/2022	32124	104.67
STAPLES BUSINESS CREDIT	Office Supplies	MISC.	1641716854	4/25/2022		5/06/2022	32124	20.16
								672.96 *
LANDSCAPE SUPPLY INC	Agricultural Supplie	REPAIRS/MAINT.	0237630	4/27/2022		5/13/2022	32155	1,716.88
YARD WORKS LLC	Agricultural Supplie	MAINT.	9357578	5/04/2022		5/13/2022	32195	225.00
YARD WORKS LLC	Agricultural Supplie	REPAIRS/MAINT.	9836912	5/04/2022		5/13/2022	32195	225.00
YARD WORKS LLC	Agricultural Supplie	MAINT.	9838199	5/05/2022		5/13/2022	32195	225.00
								2,391.88 *
RUTHERFORD SUPPLY	Janitorial Supplies	SUPPLIES	1254264	5/02/2022		5/13/2022	32174	507.26
STAPLES BUSINESS CREDIT	Janitorial Supplies	MISC.	1641716854	4/25/2022		5/06/2022	32124	62.41
STAPLES BUSINESS CREDIT	Janitorial Supplies	MISC.	1641716854	4/25/2022		5/06/2022	32124	80.58
STAPLES BUSINESS CREDIT	Janitorial Supplies	MISC.	1641716854	4/25/2022		5/06/2022	32124	6.61
AMAZON CAPITAL SERVICES	Janitorial Supplies	SUPPLIES	1PJ3KF3V1TM4	5/01/2022		5/13/2022	32133	15.38
AMAZON CAPITAL SERVICES	Janitorial Supplies	SUPPLIES	1PJ3KF3V1TM4	5/01/2022		5/13/2022	32133	16.99
AMAZON CAPITAL SERVICES	Janitorial Supplies	SUPPLIES	1PJ3KF3V1TM4	5/01/2022		5/13/2022	32133	10.95
AMAZON CAPITAL SERVICES	Janitorial Supplies	SUPPLIES	1PJ3KF3V1TM4	5/01/2022		5/13/2022	32133	24.99
AMAZON CAPITAL SERVICES	Janitorial Supplies	SUPPLIES	1PJ3KF3V1TM4	5/01/2022		5/13/2022	32133	51.56
								776.73 *
POULTRY SERVICES INC	Off Road Equipment S	MISC.	04302022STMNT	4/30/2022		5/23/2022	32229	28.91
POULTRY SERVICES INC	Off Road Equipment S	MISC.	04302022STMNT	4/30/2022		5/23/2022	32229	117.24
LAND AND COATES INC	Off Road Equipment S	REPAIRS/MAINT.	3693797	4/23/2022		5/06/2022	32111	44.99
								191.14 *
FARMVILLE WHOLESALE	Repair & Maintenance	MISC.	04262022 STMNT	4/26/2022		5/06/2022	32103	203.20
FARMVILLE WHOLESALE	Repair & Maintenance	MISC.	04262022 STMNT	4/26/2022		5/06/2022	32103	188.78
FARMVILLE WHOLESALE	Repair & Maintenance	MISC.	04262022 STMNT	4/26/2022		5/06/2022	32103	1,025.63
POULTRY SERVICES INC	Repair & Maintenance	MISC.	03312022 STMNT	3/31/2022		5/06/2022	32120	18.67
POULTRY SERVICES INC	Repair & Maintenance	MISC.	03312022 STMNT	3/31/2022		5/06/2022	32120	721.59
POULTRY SERVICES INC	Repair & Maintenance	MISC.	03312022 STMNT	3/31/2022		5/06/2022	32120	34.88
POULTRY SERVICES INC	Repair & Maintenance	MISC.	03312022 STMNT	3/31/2022		5/06/2022	32120	10.54
POULTRY SERVICES INC	Repair & Maintenance	MISC.	03312022 STMNT	3/31/2022		5/06/2022	32120	7.07
POULTRY SERVICES INC	Repair & Maintenance	MISC.	03312022 STMNT	3/31/2022		5/06/2022	32120	22.04
POULTRY SERVICES INC	Repair & Maintenance	MISC.	03312022 STMNT	3/31/2022		5/06/2022	32120	9.96
SPECTRUM PAINT	Repair & Maintenance	REPAIRS/MAINT.	806186681	5/03/2022		5/13/2022	32178	370.92
WRIGHTS READY-MIX	Repair & Maintenance	MAINT/REP	05012022 STMNT	5/01/2022		5/23/2022	32241	275.00
R E MICHEL COMPANY INC	Repair & Maintenance	REPAIRS/MAINT.	75613300	5/11/2022		5/23/2022	32231	3,417.93
LOWES	Repair & Maintenance	MISC.	04252022 STMNT	4/25/2022		5/06/2022	32113	372.52
LOWES	Repair & Maintenance	MISC.	04252022 STMNT	4/25/2022		5/06/2022	32113	151.07
HOME DEPOT CREDIT SERVICE	Repair & Maintenance	REPAIRS/MAINT.	9401803	4/08/2022		5/13/2022	32152	612.02
J S ARCHER COMPANY INC	Repair & Maintenance	SOCIAL SERVICES	13222	5/03/2022		5/13/2022	32154	1,850.00
AMELIA AUTO & TRUCK PARTS	Repair & Maintenance	MISC.	04302022 STMNT	4/30/2022		5/06/2022	32084	9.26

FUND # - 100 General Fund

DEPT # - 043200 **GENERAL PROPERTIES**

VENDOR NAME	CHARGE TO	DESCRIPTION	INVOICE#	INVOICE DATE	PO#	CHECK DATE	CHECK#	$$ PAY $$
AMELIA AUTO & TRUCK PARTS	Repair & Maintenance	MISC.	04302022 STMNT	4/30/2022		5/06/2022	32084	15.92
AMAZON CAPITAL SERVICES	Repair & Maintenance	SUPPLIES	1PJ3KF3V1TM4	5/01/2022		5/13/2022	32133	190.00
AMAZON CAPITAL SERVICES	Repair & Maintenance	SUPPLIES	1PJ3KF3V1TM4	5/01/2022		5/13/2022	32133	280.98
								9,787.98 *
MANSFIELD OIL COMPANY	Vehicle/Powered Equi	FUEL	SQLCD755115	5/19/2022		5/13/2022	32162	64.68
MANSFIELD OIL COMPANY	Vehicle/Powered Equi	FUEL	SQLCD755115	5/19/2022		5/13/2022	32162	81.36
MANSFIELD OIL COMPANY	Vehicle/Powered Equi	FUEL	SQLCD755115	5/19/2022		5/13/2022	32162	45.67
MANSFIELD OIL COMPANY	Vehicle/Powered Equi	FUEL	SQLCD755115	5/19/2022		5/13/2022	32162	43.28
								234.99 *
CARD SERVICES CENTER	Vehicle/Powered Equi	MISC.	04082022	4/08/2022		5/09/2022	3147	7.70
								7.70 *
MANSFIELD OIL COMPANY	Off Road Equipment F	FUEL	SQLCD755115	5/19/2022		5/13/2022	32162	44.00
MANSFIELD OIL COMPANY	Off Road Equipment F	FUEL	SQLCD755115	5/19/2022		5/13/2022	32162	53.52
MANSFIELD OIL COMPANY	Off Road Equipment F	FUEL	SQLCD755115	5/19/2022		5/13/2022	32162	20.04
MANSFIELD OIL COMPANY	Off Road Equipment F	FUEL	SQLCD755115	5/19/2022		5/13/2022	32162	45.83
MANSFIELD OIL COMPANY	Off Road Equipment F	FUEL	SQLCD755115	5/19/2022		5/13/2022	32162	30.51
								193.90 *
						TOTAL		60,563.83

DEPT # - 071100 **PARKS AND RECREATION**

PARKS AND RECREATION

TDS TELECOM SERVICE	Telecommunications	UTILITIES	04132022	4/13/2022		5/18/2022	3255	239.41
VERIZON WIRELESS	Telecommunications	UTILITIES	04102022	4/10/2022		5/06/2022	3144	31.23
VERIZON WIRELESS	Telecommunications	UTILITIES	04102022	4/10/2022		5/06/2022	3144	31.23
VERIZON WIRELESS	Telecommunications	UTILITIES	04102022	4/10/2022		5/06/2022	3144	92.99
								394.86 *
WILKERSON GLEN B	Office Supplies	OFFICE SUPPLIES	237ACPRGW	5/16/2022		5/23/2022	32240	13.90
								13.90 *
						TOTAL		408.76

DEPT # - 071500 **RECREATION PROGRAMS**

RECREATION PROGRAMS

BOOKER SAMUEL N II	Professional Service	OFFICIAL	BBS0516111GSB	5/12/2022		5/23/2022	32203	30.00
BOOKER SAMUEL N II	Professional Service	OFFICIAL	BBS0516891GSB	5/12/2022		5/23/2022	32203	30.00
BOOKER SAMUEL N II	Professional Service	OFFICIAL	BBS05171111GSB	5/12/2022		5/23/2022	32203	30.00
BOOKER SAMUEL N II	Professional Service	OFFICIAL	BBS0517891GSB	5/12/2022		5/23/2022	32203	30.00
BOOKER SAMUEL N II	Professional Service	OFFICIAL	VBTOUR0515SB	5/17/2022		5/23/2022	32203	280.00
JOHNSON WAYNE	Professional Service	OFFICIAL	BBS05101112GWJ	5/12/2022		5/23/2022	32212	50.00
JOHNSON WAYNE	Professional Service	OFFICIAL	BBS05101112GWJ	5/12/2022		5/23/2022	32212	10.00
JOHNSON WAYNE	Professional Service	OFFICIAL	BBS05108101GWJ	5/12/2022		5/23/2022	32212	25.00
JOHNSON WAYNE	Professional Service	OFFICIAL	BBS05108101GWJ	5/12/2022		5/23/2022	32212	5.00
JOHNSON WAYNE	Professional Service	OFFICIAL	BBS05161111GWJ	5/12/2022		5/23/2022	32212	30.00
MOJOHNS	Professional Service	MAINT. CONTRACT	155036	5/04/2022		5/23/2022	32218	105.00
PERRY FLETCHER A	Professional Service	OFFICIAL	SBS0501ANGELLP	5/02/2022		5/13/2022	32168	80.00
PERRY FLETCHER A	Professional Service	OFFICIAL	SBS0502PONEYFP	5/09/2022		5/13/2022	32168	40.00

FUND # - 100 General Fund DEPT # - 071500 **RECREATION PROGRAMS**

VENDOR NAME	CHARGE TO	DESCRIPTION	INVOICE#	INVOICE DATE	PO#	CHECK DATE	CHECK#	$$ PAY $$
PERRY FLETCHER A	Professional Service	OFFICIAL	SBS0505DEBSLP	5/09/2022		5/13/2022	32168	40.00
PERRY FLETCHER A	Professional Service	OFFICIAL	SBS0507DARL1GLP	5/09/2022		5/13/2022	32168	35.00
PERRY FLETCHER A	Professional Service	OFFICIAL	SBS0507PONYLB	5/09/2022		5/13/2022	32168	40.00
PERRY FLETCHER A	Professional Service	OFFICIAL	SBS0512ANGELP	5/17/2022		5/23/2022	32226	40.00
PERRY FLETCHER A	Professional Service	OFFICIAL	SBS0515PONY2G	5/17/2022		5/23/2022	32226	80.00
BAKER JARED D	Professional Service	OFFICIAL	BBS05021111GJB	5/12/2022		5/23/2022	32199	25.00
BAKER JARED D	Professional Service	OFFICIAL	BBS05021111GJB	5/12/2022		5/23/2022	32199	5.00
BAKER JARED D	Professional Service	OFFICIAL	BBS05028101GJB	5/12/2022		5/23/2022	32199	25.00
BAKER JARED D	Professional Service	OFFICIAL	BBS05028101GJB	5/12/2022		5/23/2022	32199	5.00
BAKER JARED D	Professional Service	OFFICIAL	BBS05031111GJB	5/12/2022		5/23/2022	32199	25.00
BAKER JARED D	Professional Service	OFFICIAL	BBS05031111GJB	5/12/2022		5/23/2022	32199	5.00
BAKER JARED D	Professional Service	OFFICIAL	BBS0503810JB	5/12/2022		5/23/2022	32199	25.00
BAKER JARED D	Professional Service	OFFICIAL	BBS0503810JB	5/12/2022		5/23/2022	32199	5.00
BAKER JARED D	Professional Service	OFFICIAL	BBS05091111GJB	5/12/2022		5/23/2022	32199	50.00
BAKER JARED D	Professional Service	OFFICIAL	BBS05091111GJB	5/12/2022		5/23/2022	32199	10.00
BAKER JARED D	Professional Service	OFFICIAL	BBS05098101GJB	5/12/2022		5/23/2022	32199	25.00
BAKER JARED D	Professional Service	OFFICIAL	BBS05098101GJB	5/12/2022		5/23/2022	32199	5.00
BAKER JARED D	Professional Service	OFFICIAL	SBS0515BELL2GJB	5/17/2022		5/23/2022	32199	80.00
BOOKER AMETRIA	Professional Service	OFFICIAL	BBS05161112GAB	5/12/2022		5/23/2022	32202	20.00
BOOKER AMETRIA	Professional Service	OFFICIAL	BBS0516451GAB	5/12/2022		5/23/2022	32202	10.00
BOOKER AMETRIA	Professional Service	OFFICIAL	BBS0516891GAB	5/12/2022		5/23/2022	32202	10.00
BOOKER AMETRIA	Professional Service	OFFICIAL	BBS05171112GAB	5/12/2022		5/23/2022	32202	20.00
BOOKER AMETRIA	Professional Service	OFFICIAL	BBS0517891GAB	5/12/2022		5/23/2022	32202	10.00
OWENS KYRA	Professional Service	OFFICIAL	BBS05091112GKYO	5/12/2022		5/23/2022	32224	20.00
OWENS KYRA	Professional Service	OFFICIAL	BBS0509471GKYO	5/12/2022		5/23/2022	32224	10.00
OWENS KYRA	Professional Service	OFFICIAL	BBS05098101GKYO	5/12/2022		5/23/2022	32224	10.00
OWENS KYRA	Professional Service	OFFICIAL	BBS05101112GKYO	5/12/2022		5/23/2022	32224	20.00
OWENS KYRA	Professional Service	OFFICIAL	BBS0510471GKYO	5/12/2022		5/23/2022	32224	10.00
OWENS KYRA	Professional Service	OFFICIAL	BBS05108101GKYO	5/12/2022		5/23/2022	32224	10.00
COLEMAN PEYTON	Professional Service	OFFICIAL	SCF0501U102GPC	5/02/2022		5/06/2022	32093	50.00
COLEMAN PEYTON	Professional Service	OFFICIAL	SCF0501U8G2GPC	5/02/2022		5/06/2022	32093	50.00
OWENS KOBE	Professional Service	OFFICIAL	BBS05011111GKO	5/12/2022		5/23/2022	32223	10.00
OWENS KOBE	Professional Service	OFFICIAL	BBS0502811GKO	5/12/2022		5/23/2022	32223	10.00
NCSI SPORTSENGINE INC	Professional Service	PROFESSIONAL SERVICE	20823	5/15/2022		5/13/2022	32165	105.00
LAVECCHIA EMILY	Professional Service	OFFICIAL	SCF0430U141GEL	5/02/2022		5/06/2022	32112	25.00
LAVECCHIA EMILY	Professional Service	OFFICIAL	SCF0501U121GEL	5/02/2022		5/06/2022	32112	25.00
LAVECCHIA EMILY	Professional Service	OFFICIAL	SCF0501U142GEL	5/02/2022		5/06/2022	32112	50.00
LAVECCHIA EMILY	Professional Service	OFFICIAL	SCS0507U102GEL	5/25/2022		5/23/2022	32215	50.00
LAVECCHIA EMILY	Professional Service	OFFICIAL	SCS0507U141GEL	5/12/2022		5/23/2022	32215	25.00
LAVECCHIA EMILY	Professional Service	OFFICIAL	SCS0507U81GEL	5/12/2022		5/23/2022	32215	25.00
O'BRIEN, CALEB DANIEL	Professional Service	OFFICIAL	SCF0430U141GCO	5/02/2022		5/06/2022	32117	25.00
O'BRIEN, CALEB DANIEL	Professional Service	OFFICIAL	SCF0501U121GCO	5/02/2022		5/06/2022	32117	25.00
O'BRIEN, CALEB DANIEL	Professional Service	OFFICIAL	SCF0501U142GCO	5/02/2022		5/06/2022	32117	50.00
O'BRIEN, CALEB DANIEL	Professional Service	OFFICIAL	SC507U141GCO	5/12/2022		5/23/2022	32220	25.00
CUMBIE RYAN AUSTIN	Professional Service	OFFICIAL	SCF0430U141GRC	5/02/2022		5/06/2022	32098	25.00
CUMBIE RYAN AUSTIN	Professional Service	OFFICIAL	SCF0501U121G	5/01/2022		5/06/2022	32098	25.00
CUMBIE RYAN AUSTIN	Professional Service	OFFICIAL	SCF0501U142GRC	5/02/2022		5/06/2022	32098	50.00

FUND # - 100 General Fund

DEPT # - 071500 **RECREATION PROGRAMS**

VENDOR NAME	CHARGE TO	DESCRIPTION	INVOICE#	INVOICE DATE	PO#	CHECK DATE	CHECK#	$$ PAY $$
CUMBIE RYAN AUSTIN	Professional Service	05122022	SCS0507U102GRC	5/12/2022		5/23/2022	32204	50.00
CUMBIE RYAN AUSTIN	Professional Service	OFFICIAL	SCS0507U141GRC	5/12/2022		5/23/2022	32204	25.00
CUMBIE RYAN AUSTIN	Professional Service	OFFICIAL	SCS0507U81GRC	5/12/2022		5/23/2022	32204	25.00
LYNCH BRAYDEN J	Professional Service	OFFICIAL	SBS0427DARLBL	5/02/2022		5/13/2022	32160	40.00
LYNCH BRAYDEN J	Professional Service	OFFICIAL	SBS0501ANGELBL	5/02/2022		5/13/2022	32160	80.00
LYNCH BRAYDEN J	Professional Service	OFFICIAL	SBS0507DARLBL	5/09/2022		5/13/2022	32160	35.00
LYNCH BRAYDEN J	Professional Service	OFFICIAL	SBS0512ANG1GBL	5/17/2022		5/23/2022	32216	40.00
LYNCH BRAYDEN J	Professional Service	OFFICIAL	SBS0515PONY2GBL	5/17/2022		5/23/2022	32216	80.00
BERRY JOSHUA	Professional Service	OFFICIAL	SBS0427DARLJB	5/02/2022		5/13/2022	32138	40.00
BERRY JOSHUA	Professional Service	OFFICIAL	SBS0502PONEYJB	5/09/2022		5/13/2022	32138	40.00
BERRY JOSHUA	Professional Service	OFFICIAL	SBS0505DEBSJB	5/09/2022		5/13/2022	32138	40.00
								2,565.00 *
POULTRY SERVICES INC	Repairs and Maintena	MISC.	03312022 STMNT	3/31/2022		5/06/2022	32120	43.06
POULTRY SERVICES INC	Repairs and Maintena	MISC.	03312022 STMNT	3/31/2022		5/06/2022	32120	23.41
								66.47 *
MANSFIELD OIL COMPANY	Vehicle/Powered Equi	FUEL	SQLCD755115	5/19/2022		5/13/2022	32162	50.01
								50.01 *
BSN SPORTS INC	Recreation Supplies	EQUIPMENT	916705401	4/07/2022		5/13/2022	32139	155.00
BSN SPORTS INC	Recreation Supplies	UNIFORMS	916906654	4/02/2022		5/13/2022	32139	2,160.00
CARD SERVICES CENTER	Recreation Supplies	MISC.	04082022	4/08/2022		5/09/2022	3147	1,712.10
CARD SERVICES CENTER	Recreation Supplies	MISC.	05102022STMNT	5/10/2022		5/23/2022	3256	963.67
TOMS MEATS	Recreation Supplies	SUPPLIES	134751	4/11/2022		5/13/2022	32181	25.25
TOMS MEATS	Recreation Supplies	SUPPLIES	134960	4/13/2022		5/13/2022	32181	103.50
TOMS MEATS	Recreation Supplies	SUPPLIES	136504	4/28/2022		5/06/2022	32125	80.63
AMAZON CAPITAL SERVICES	Recreation Supplies	MISC.	1Q1FDP69T7KH	5/01/2022		5/06/2022	32083	58.98
								5,259.13 *
						TOTAL		7,940.61

DEPT # - 073000 **LIBRARY ADMINISTRATION**

LIBRARY ADMINISTRATION

BAKER JARED D	Professional Service	OFFICIAL	SBS0413DARLJB	5/02/2022		5/13/2022	32136	40.00
HARRIS JONATHAN R D/B/A	Professional Service	PROFESSIONAL SERVICE	2547	5/05/2022		5/23/2022	32209	630.00
STERICYCLE, INC.	Professional Service	PROFESSIONAL SERVICE	8001549168	5/03/2022		5/23/2022	32238	132.24
LAWSON MILTON	Professional Service	OFFICIAL	SBS0425BELLML	5/02/2022		5/13/2022	32157	40.00
BERRY JOSHUA	Professional Service	OFFICIAL	SBS0425BELLJB	5/02/2022		5/13/2022	32138	40.00
								882.24 *
TREASURER OF AMELIA	Water and Sewer Serv	UTILITIES	05012022	5/01/2022		5/13/2022	32183	82.95
								82.95 *
LOOKOUT BOOKS	Postal Services	BOOKS	ARU0329321	1/13/2022		5/13/2022	32158	10.00
CARD SERVICES CENTER	Postal Services	MISC.	04082022	4/08/2022		5/09/2022	3147	223.75
CARD SERVICES CENTER	Postal Services	MISC.	05102022STMNT	5/10/2022		5/23/2022	3256	447.50
AMAZON CAPITAL SERVICES	Postal Services	SUPPLIES	11R6WXQ3PNL1	4/28/2022		5/23/2022	32196	10.63
								691.88 *
KINEX TELECOM INC	Telecommunications	TELECOMMUNICATIONS	22050003600	5/01/2022		5/23/2022	32214	342.08
								342.08 *
CARD SERVICES CENTER	Permits/Application	MISC.	05102022STMNT	5/10/2022		5/23/2022	3256	18.00

FUND # - 100 General Fund DEPT # - 073000 **LIBRARY ADMINISTRATION**

VENDOR NAME	CHARGE TO	DESCRIPTION	INVOICE#	INVOICE DATE	PO#	CHECK DATE	CHECK#	$$ PAY $$
CARD SERVICES CENTER	Permits/Application	MISC.	05102022STMNT	5/10/2022		5/23/2022	3256	18.00
								36.00 *
DEMCO	Office Supplies	SUPPLIES	7113024	4/13/2022		5/06/2022	32100	11.13
AMAZON CAPITAL SERVICES	Office Supplies	SUPPLIES	11R6WXQ3PNL1	4/28/2022		5/23/2022	32196	31.99
								43.12 *
QUILL LLC	Events - Programming	SUPPLIES	24462647	4/13/2022		5/13/2022	32171	24.12
								24.12 *
MICROMARKETING LLC	Books and Subscripti	BOOKS	884265	4/07/2022		5/06/2022	32116	44.99
MICROMARKETING LLC	Books and Subscripti	BOOKS	884779	4/12/2022		5/06/2022	32116	453.84
MICROMARKETING LLC	Books and Subscripti	BOOKS	885251	4/19/2022		5/13/2022	32163	59.99
MICROMARKETING LLC	Books and Subscripti	BOOKS	885951	4/21/2022		5/13/2022	32163	145.98
LOOKOUT BOOKS	Books and Subscripti	BOOKS	ARU0329321	1/13/2022		5/13/2022	32158	135.50
BLACKSTONE AUDIO INC	Books and Subscripti	BOOKS	2038127	4/13/2022		5/06/2022	32089	517.20
BLACKSTONE AUDIO INC	Books and Subscripti	BOOKS	2039964	4/22/2022		5/23/2022	32200	75.18
BAKER & TAYLOR	Books and Subscripti	BOOKS	H61013880	4/15/2022		5/06/2022	32087	15.86
BAKER & TAYLOR	Books and Subscripti	BOOKS	H61112180	4/21/2022		5/13/2022	32135	328.76
BAKER & TAYLOR	Books and Subscripti	BOOKS	H61122460	4/21/2022		5/13/2022	32135	31.73
BAKER & TAYLOR	Books and Subscripti	BOOKS	H61122460 2	4/21/2022		5/13/2022	32135	315.18
BAKER & TAYLOR	Books and Subscripti	BOOKS	5017671416	4/15/2022		5/06/2022	32087	14.57
BAKER & TAYLOR	Books and Subscripti	BOOKS	5017671417	4/15/2022		5/06/2022	32087	23.35
BAKER & TAYLOR	Books and Subscripti	BOOKS	5017671418	4/15/2022		5/06/2022	32087	17.27
BAKER & TAYLOR	Books and Subscripti	BOOKS	5017697885	4/21/2022		5/13/2022	32135	15.66
GALE	Books and Subscripti	BOOKS	77602266	4/12/2022		5/06/2022	32104	45.00
GALE	Books and Subscripti	BOOKS	77621033	4/15/2022		5/06/2022	32104	123.45
GALE	Books and Subscripti	BOOKS	77630398	4/18/2022		5/06/2022	32104	38.92
GALE	Books and Subscripti	BOOKS	77641729	4/20/2022		5/13/2022	32150	46.48
GALE	Books and Subscripti	BOOKS	77646665	4/21/2022		5/13/2022	32150	63.74
GALE	Books and Subscripti	BOOKS	77677561	4/27/2022		5/23/2022	32207	50.98
OVERDRIVE INC	Books and Subscripti	BOOKS	03100CO22125573	4/18/2022		5/06/2022	32119	234.99
OVERDRIVE INC	Books and Subscripti	BOOOKS	03100CO22125617	4/18/2022		5/06/2022	32119	342.15
CARD SERVICES CENTER	Books and Subscripti	MISC.	04082022	4/08/2022		5/09/2022	3147	85.00
								3,225.77 *
DEMCO	Processing Materials	SUPPLIES	7113024	4/13/2022		5/06/2022	32100	88.55
BAKER & TAYLOR	Processing Materials	BOOKS	5017671416	4/15/2022		5/06/2022	32087	1.36
BAKER & TAYLOR	Processing Materials	BOOKS	5017671417	4/15/2022		5/06/2022	32087	1.84
BAKER & TAYLOR	Processing Materials	BOOKS	5017671418	4/15/2022		5/06/2022	32087	1.36
BAKER & TAYLOR	Processing Materials	BOOKS	5017697885	4/21/2022		5/13/2022	32135	.69
								93.80 *
					TOTAL			5,421.96

DEPT # - 081100 **PLANNING**

	PLANNING							
PURCHASE POWER	Postal Services	POSTAGE	04172022	4/17/2022		5/06/2022	3145	38.69
								38.69 *
VERIZON WIRELESS	Telecommunications	UTILITIES	04102022	4/10/2022		5/06/2022	3144	48.49
VERIZON WIRELESS	Telecommunications	UTILITIES	04102022	4/10/2022		5/06/2022	3144	31.23
								79.72 *

FUND # - 100 General Fund DEPT # - 081100 **PLANNING**

VENDOR NAME	CHARGE TO	DESCRIPTION	INVOICE#	INVOICE DATE	PO#	CHECK DATE	CHECK#	$$ PAY $$
CARD SERVICES CENTER	Travel-Convention/Ed	MISC.	04082022	4/08/2022		5/09/2022	3147	15.00
								15.00 *
HURT & PROFFITT	Geographical Info Sy	GIS SUPPORT	71439	5/13/2022		5/23/2022	32210	5,000.00
								5,000.00 *
					TOTAL			5,133.41

DEPT # - 081500 **ECONOMIC DEVELOPMENT**

ECONOMIC DEVELOPMENT								
WOODED'S PULLED PORK PLUS,	Professional Service	BUS. APPRECIATION	05122022	5/12/2022		5/13/2022	32193	2,220.00
DOGGED STATE DISTILLING CO	Professional Service	BUSINESS APPR.	28204	5/12/2022		5/13/2022	32149	210.34
CARTER SUMMER LEIGH	Professional Service	BUS. APPRECIATION	05122022	5/12/2022		5/13/2022	32143	105.00
								2,535.34 *
WEAVER DEBORAH E	Advertising	BANNER	04292022-01	4/29/2022		5/06/2022	32131	125.00
								125.00 *
VERIZON WIRELESS	Telecommunications	UTILITIES	04102022	4/10/2022		5/06/2022	3144	40.05
								40.05 *
					TOTAL			2,700.39

DEPT # - 082300 **FLOOD AND EROSION CONTROL**

FLOOD AND EROSION CONTROL								
PURCHASE POWER	Postal Services	POSTAGE	04172022	4/17/2022		5/06/2022	3145	1.63
								1.63 *
					TOTAL			1.63

DEPT # - 083500 **EXTENSION SERVICE**

EXTENSION SERVICE								
TDS TELECOM SERVICE	Telecommunications	UTILITIES	04132022	4/13/2022		5/18/2022	3255	210.47
								210.47 *
					TOTAL			210.47

DEPT # - 091400 **MISC.(NONDEPARTMENTAL)**

MISC.(NONDEPARTMENTAL)								
INTERSTATE SIGN PRODUCTS	Cert Program - EOC	SIGNS	72188	5/09/2022		5/23/2022	32211	31.00
								31.00 *
					TOTAL			31.00

DEPT # - 091500 **OPERATING CAPITAL OUTLAY**

OPERATING CAPITAL OUTLAY								
CREWE TRACTOR &	Departmental Vehicle	202 KAW. MULE	04292022	4/29/2022		5/06/2022	32097	17,604.90
								17,604.90 *
DELL MARKETING LP	Departmental Hardwar	COMPUTERS	10573823169	4/03/2022		5/06/2022	32099	1,970.12
AMAZON CAPITAL SERVICES	Departmental Hardwar	SUPPLIES	1XNQ9JGFTFTFL3	5/01/2022		5/06/2022	32083	275.43
								2,245.55 *

FUND # - 100 General Fund DEPT # - 091500 **OPERATING CAPITAL OUTLAY**

VENDOR NAME	CHARGE TO	DESCRIPTION	INVOICE#	INVOICE DATE	PO#	CHECK DATE	CHECK#	$$ PAY $$
BALL OFFICE PRODUCTS	Departmental Furnitu	FURNITURE	0506558-001	3/21/2022		5/06/2022	32088	556.88
								556.88 *
					TOTAL			20,407.33
					FUND TOTAL			303,834.98

FUND # - 304 DEPT # - 094000 **CAPITAL IMPROVEMENT FUND**

VENDOR NAME	CHARGE TO	DESCRIPTION	INVOICE#	INVOICE DATE	PO#	CHECK DATE	CHECK#	$$ PAY $$
			DEPT # - 094000 **CAPITAL IMPROVEMENT FUND**					
	CAPITAL IMPROVEMENT FUND							
FARMVILLE WHOLESALE	Parks & Rec - Librar	MISC.	04262022 STMNT	4/26/2022		5/06/2022	32103	1,819.65
FARMVILLE WHOLESALE	Parks & Rec - Librar	MISC.	04262022 STMNT	4/26/2022		5/06/2022	32103	50.72
FARMVILLE WHOLESALE	Parks & Rec - Librar	MISC.	04262022 STMNT	4/26/2022		5/06/2022	32103	1,072.24
HURT & PROFFITT	Parks & Rec - Librar	SOCCER FIELD	71166	5/03/2022		5/23/2022	32210	600.00
								3,542.61 *
LUCK STONE CORPORATION	P&R - Backup Generat	GRAVEL	9802	4/30/2022		5/13/2022	32159	871.33
ANDERSON BROS LUMBER	P&R - Backup Generat	SUPPLIES	40748	4/26/2022		5/06/2022	32085	89.00
ANDERSON BROS LUMBER	P&R - Backup Generat	SUPPLIES	40749	4/26/2022		5/06/2022	32085	52.00
R E LANGFORD LLC	P&R - Backup Generat	CONCRETE	2265	5/03/2022		5/13/2022	32172	300.00
POULTRY SERVICES INC	P&R - Backup Generat	MISC.	04302022STMNT	4/30/2022		5/23/2022	32229	61.05
POULTRY SERVICES INC	P&R - Backup Generat	MISC.	04302022STMNT	4/30/2022		5/23/2022	32229	619.66
WRIGHTS READY-MIX	P&R - Backup Generat	MAINT/REP	05012022 STMNT	5/01/2022		5/23/2022	32241	1,254.00
								3,247.04 *
HURT & PROFFITT	Wells Fargo Renovati	PROFESSIONAL SERVICE	20202241	3/10/2022		5/06/2022	32107	4,914.53
HURT & PROFFITT	Wells Fargo Renovati	PROFESSIONAL SERVICE	71111	4/26/2022		5/13/2022	32153	5,695.80
								10,610.33 *
CTA CONSULTANTS, LLC	County Radio System	ANALYSIS	13	5/05/2022		5/13/2022	32148	10,000.00
								10,000.00 *
						TOTAL		27,399.98
						FUND TOTAL		27,399.98

FUND # - 502 DEPT # - 044000 **SEWER SYSTEM**

VENDOR NAME	CHARGE TO	DESCRIPTION	INVOICE#	INVOICE DATE	PO#	CHECK DATE	CHECK#	$$ PAY $$

DEPT # - 044000 **SEWER SYSTEM**

SEWER SYSTEM

CARD SERVICES CENTER	Repairs and Maintena	MISC.	05102022STMNT	5/10/2022		5/23/2022	3256	309.60
								309.60 *
SOUTHSIDE ELECTRIC	Electrical Services	UTILITIES	05112022	5/11/2022		5/23/2022	32235	1,385.06
DOMINION ENERGY VIRGINIA	Electrical Services	UTILITIES	03282022	3/28/2022		5/09/2022	3148	179.00
DOMINION ENERGY VIRGINIA	Electrical Services	UTILITIES	03282022	3/28/2022		5/09/2022	3148	114.63
DOMINION ENERGY VIRGINIA	Electrical Services	UTILITIES	03282022	3/28/2022		5/09/2022	3148	23.48
								1,702.17 *
BMS DIRECT INC	Postal Services	POSTAGE	05232022	5/23/2022		5/23/2022	32201	300.00
BMS DIRECT INC	Postal Services	POSTAGE	157927	3/16/2022		5/06/2022	32090	151.06
BMS DIRECT INC	Postal Services	POSTAGE	157927	3/16/2022		5/06/2022	32090	151.06
								602.12 *
TDS TELECOM SERVICE	Telecommunications	UTILITIES	04132022	4/13/2022		5/18/2022	3255	132.40
TDS TELECOM SERVICE	Telecommunications	UTILITIES	04132022	4/13/2022		5/18/2022	3255	69.66
TDS TELECOM SERVICE	Telecommunications	UTILITIES	04132022	4/13/2022		5/18/2022	3255	41.66
VERIZON WIRELESS	Telecommunications	UTILITIES	04102022	4/10/2022		5/06/2022	3144	25.00
VERIZON WIRELESS	Telecommunications	UTILITIES	04102022	4/10/2022		5/06/2022	3144	25.00
								293.72 *
HD SUPPLY FACILITIES MAIN	Laboratory Supplies		960176	4/27/2022		5/13/2022	32151	400.52
								400.52 *
LUCK STONE CORPORATION	Repair/Maintenance S	MISC.	04152022	4/15/2022		5/06/2022	32114	370.19
POULTRY SERVICES INC	Repair/Maintenance S	MISC.	03312022 STMNT	3/31/2022		5/06/2022	32120	17.71
POOL WIZARD INC	Repair/Maintenance S	SUPPLIES	276832	4/29/2022		5/13/2022	32170	38.90
								426.80 *
MANSFIELD OIL COMPANY	Vehicle/Powered Equi	FUEL	SQLCD755115	5/19/2022		5/13/2022	32162	37.36
MANSFIELD OIL COMPANY	Vehicle/Powered Equi	FUEL	SQLCD755115	5/19/2022		5/13/2022	32162	87.10
MANSFIELD OIL COMPANY	Vehicle/Powered Equi	FUEL	SQLCD755115	5/19/2022		5/13/2022	32162	18.38
MANSFIELD OIL COMPANY	Vehicle/Powered Equi	FUEL	SQLCD755115	5/19/2022		5/13/2022	32162	12.69
MANSFIELD OIL COMPANY	Vehicle/Powered Equi	FUEL	SQLCD755115	5/19/2022		5/13/2022	32162	32.06
MANSFIELD OIL COMPANY	Vehicle/Powered Equi	FUEL	SQLCD755115	5/19/2022		5/13/2022	32162	26.95
								214.54 *
UNIVAR USA INC	Other Supplies-Chemi	SUPPLIES	50184109	4/26/2022		5/06/2022	32127	504.00
UNIVAR USA INC	Other Supplies-Chemi	CHEMICALS	50197116	4/29/2022		5/13/2022	32188	873.40
								1,377.40 *
					TOTAL			5,326.87

DEPT # - 045000 **WATER SYSTEM**

WATER SYSTEM

B & B CONSULTANTS INC	Professional Service	PROFESSIONAL SERVICE	220403	4/29/2022		5/06/2022	32086	60.00
								60.00 *
SOUTHSIDE ELECTRIC	Electrical Services	UTILITIES	05112022	5/11/2022		5/23/2022	32235	163.76
DOMINION ENERGY VIRGINIA	Electrical Services	UTILITIES	03282022	3/28/2022		5/09/2022	3148	385.05
DOMINION ENERGY VIRGINIA	Electrical Services	UTILITIES	03282022	3/28/2022		5/09/2022	3148	177.19
DOMINION ENERGY VIRGINIA	Electrical Services	UTILITIES	03282022	3/28/2022		5/09/2022	3148	116.85

FUND # - 502 DEPT # - 045000 **WATER SYSTEM**

VENDOR NAME	CHARGE TO	DESCRIPTION	INVOICE#	INVOICE DATE	PO#	CHECK DATE	CHECK#	$$ PAY $$
DOMINION ENERGY VIRGINIA	Electrical Services	UTILITIES	03282022	3/28/2022		5/09/2022	3148	23.48
								866.33 *
BMS DIRECT INC	Postal Services	POSTAGE	05232022	5/23/2022		5/23/2022	32201	300.00
								300.00 *
UNIVAR USA INC	Other Supplies-Chemi	SUPPLIES	50184109	4/26/2022		5/06/2022	32127	494.23
CONTROL ELECTRONICS INC	Other Supplies-Chemi	CHEMICALS	05613	5/05/2022		5/13/2022	32147	333.43
								827.66 *
				TOTAL				2,053.99

DEPT # - 046000 **DEBT SERVICE**

	DEBT SERVICE							
VIRGINIA RESOURCES	Loan - C-515269-02	LOAN	2269DW	5/09/2022		5/13/2022	3310	6,606.42
								6,606.42 *
USDA-RURAL DEVELOPMENT	Loan - USDA Rural De	LOAN	05062022	5/06/2022		5/06/2022	3143	4,131.00
								4,131.00 *
				TOTAL				10,737.42
					FUND TOTAL			18,118.28
					TOTAL DUE			356,365.52

Approved at meeting of _____ ____on_____.

Signed _____ _____ _____
Title Date

Richmond

AMELIA COUNTY

June 2022 – Monthly Report

MAINTENANCE **Amelia Area Headquarters**

- Primary mowing (completed 6/2/2022)
- Secondary mowing countywide
- Ditching on Poor House Road (Rt. 603), Genito Road (Rt. 616)
- Prep for Rural Rustic Project - Selma Rd (Rt. 657)

LAND USE **Ryan McGrath**

- Nothing from Land Use.

TRAFFIC STUDIES/SPECIAL REQUESTS **Rebecca Worley**

- Route 609, Grub Hill Church Road – sign installation underway
- Secondary Six Year Plan (SSYP) coordination – draft resolutions submitted to the county based on motions at last month's meeting

CONSTRUCTION **Jeremy Cobb**

- Rte 360 Bridge Replacements- Work is ongoing with periodic flagging operations on Route 360 Business. Contractor is currently on schedule to complete the project by July. EB Bridge work is nearing completion. Traffic has been switched to original travel ways however reduced to one lane of travel.
- Surface Treatment ST4C- Surface Treatment is scheduled to be completed later in the the summer
- Route 636, N Lodore Road bridge scour repairs (over Flat Creek)
    - Currently scheduled to begin in July 2022, and anticipate an 8 week closure with detour.
- Route 632, Dykeland Road over Horsepen Branch – Bridge replacement
    - Project will begin June 13, 2022, and anticipate a 3 month closure. Press release was issued June 1, 2022, to advertise closure and detour.

Amelia County Public Schools
Cafeteria Fund - May FY22

REVENUE OPERATIONS	ORIGINAL BUDGET	REVENUE YTD	BALANCE	PERCENT COLLECTED
CAFETERIA REVENUE	1,242,370.81	1,126,048.18	116,322.63	90.64%
PENDING REIMBURSMENTS		127,819.36		
TOTAL REVENUE	**1,242,370.81**	**1,253,867.54**	**(11,496.73)**	**100.93%**

EXPENDITURES	ORIGINAL BUDGET	EXPENDITURES YTD	BALANCE	PERCENT EXPENDED
CAFETERIA EXPENSES	1,242,370.81	953,803.44	288,567.37	76.77%
TOTAL EXPENDITURES	**1,242,370.81**	**953,803.44**	**288,567.37**	**76.77%**
TOTAL UNREALIZED BALANCE			**288,567.37**	
REVENUE LESS EXPENDITURES		***300,064.10***		

		as of
REVENUE LESS EXPENDITURES	***300,064.10***	05/31/2022

Amelia County Public Schools

Operating Funds May FY22

REVENUE	OPERATIONS	ORIGINAL BUDGET	REVENUE YTD	BALANCE	PERCENT COLLECTED
PJT 100	LOCAL FUNDS	500,512.00	282,617.04	217,894.96	56.47%
PJT 200	STATE FUNDS	11,901,469.00	10,582,474.41	1,318,994.59	88.92%
PJT 300	FEDERAL FUNDS	4,142,527.97	910,720.18	3,231,807.79	21.98%
PJT 400	COUNTY FUNDS	7,036,751.72	5,033,543.73	2,003,207.99	71.53%
			-		
	SCHOOL OPERATING FUND	**23,581,260.69**	**16,809,355.36**	**6,771,905.33**	**71.28%**
	TOTAL REVENUE	**23,581,260.69**	**16,809,355.36**	**6,771,905.33**	**71.28%**

EXPENDITURES	ORIGINAL BUDGET	EXPENDITURES YTD	BALANCE	PERCENT EXPENDED
INSTRUCTIONAL SERVICES	13,051,161.00	10,722,132.64	2,329,028.36	82.15%
ADMIN., ATTEND., HEALTH	1,487,996.00	1,268,367.13	219,628.87	85.24%
PUPIL TRANSPORTATION	2,235,084.00	1,576,746.36	658,337.64	70.55%
OPERATIONS & MAINTENANCE	1,973,580.72	1,425,612.18	547,968.54	72.23%
TECHNOLOGY	690,911.00	422,408.23	268,502.77	61.14%
GRANTS	4,142,527.97	1,394,088.82	2,748,439.15	33.65%
TOTAL EXPENDITURES	**23,581,260.69**	**16,809,355.36**	**6,771,905.33**	**71.28%**
TOTAL UNREALIZED BALANCE			**6,771,905.33**	

		as of
REVENUE LESS EXPENDITURES	**-**	05/31/2022

Amelia County Public Schools

Textbook Fund - May FY22

REVENUE OPERATIONS	ORIGINAL BUDGET	REVENUE YTD	BALANCE	PERCENT COLLECTED
TEXTBOOK FUND - COUNTY SHARE	504,092.00	56,457.00	447,635.00	11.20%
TEXTBOOK FUND	106,874.00	100,018.56	6,855.44	93.59%
TOTAL REVENUE	**610,966.00**	**156,475.56**	**454,490.44**	**25.61%**

EXPENDITURES	ORIGINAL BUDGET	EXPENDITURES YTD	BALANCE	PERCENT EXPENDED
TEXTBOOKS	610,966.00	148,550.72	462,415.28	24.31%
TOTAL EXPENDITURES	**610,966.00**	**148,550.72**	**462,415.28**	**24.31%**
TOTAL UNREALIZED BALANCE			**462,415.28**	
REVENUE LESS EXPENDITURES		***7,924.84***		

		as of
REVENUE LESS EXPENDITURES	***7,924.84***	05/31/2022

BOARD OF SUPERVISORS

DAVID M. FELTS, JR.
CHAIRMAN
Election District 1
DEXTER JONES
Election District 2
SHAUN WEYANT
VICE-CHAIRMAN
Election District 3
H. JOSEPH EASTER, IV
Election District 4
TODD ROBINSON
Election District 5

A. TAYLOR HARVIE, III
COUNTY ADMINISTRATOR

16360 Dunn Street, Suite 101
Post Office Box A
Amelia Court House, Virginia 23002

Telephone: (804) 561-3039
Facsimile: (804) 561-6039
Website: www.ameliacova.com

WHEREAS, Section 33.2-332 of the Code of Virginia, permits the hard surfacing of certain unpaved roads deemed to qualify for designation as a Rural Rustic Road; and

WHEREAS, any such road must be located in a low-density development area and have no more than 1,500 vehicles per day; and

WHEREAS, the Board of Supervisors of Amelia County, Virginia ("Board") desires to consider whether the following roads should be designated as Rural Rustic Roads:

Stony Point Road (Route 620),
From: Reed Rock Road (Route 621)
To: Cumberland County Line

WHEREAS, the Board is unaware of pending development that will significantly affect the existing traffic on these roads; and

WHEREAS, the Board believes that these roads should be so designated due to its qualifying characteristics; and

WHEREAS, these roads are in the Board's six-year plan for improvements to the secondary system of state highways.

NOW, THEREFORE, BE IT RESOLVED, the Board hereby designates these roads Rural Rustic Roads, and requests that the Resident Engineer for the Virginia Department of Transportation concur with these designations.

BE IT FURTHER RESOLVED, the Board requests that these roads be hard surfaced and, to the fullest extent prudent, be improved within the existing right-of-way and ditch-lines to preserve as much as possible the adjacent trees, vegetation, side slopes, and rural rustic character along the road in their current state.

BE IT FURTHER RESOLVED, that a certified copy of this resolution be forwarded to the Virginia Department of Transportation Resident Engineer.

And further, the Board adopted the following resolution:

WHEREAS, the Amelia County Board of Supervisors and the Virginia Department of Transportation (VDOT) have conducted a public hearing on the FY2023 through FY2028 Secondary Road Six-Year

Improvement Plan; and

WHEREAS, the Board concurs with the proposed projects identified in the Plan.

NOW, THEREFORE, BE IT RESOLVED that the Amelia County Board of Supervisors approves the FY2023 through FY 2028 Secondary Road Six-Year Improvement Plan, as attached and presented by VDOT.

And, further the Board adopted the following resolution approving the FY2023 Secondary Road Improvement Budget:

WHEREAS, the Virginia Department of Transportation (VDOT) has submitted its proposed FY2023 Secondary Road Improvement Budget to the county; and

WHEREAS, the Budget represents the implementation of the first year of the FY2023 through FY2028 Six-Year Secondary Road Improvement Plan adopted by the Board.

NOW, THEREFORE, BE IT RESOLVED that the Amelia County Board of Supervisors approves the FY2023 Secondary Road Improvement Budget as presented by VDOT.

Adopted this 10th day of November 10, 2021 by the Amelia County's Board of Supervisors during their Regular Meeting.

ATTEST

A. Taylor Harvie, III

APPROVED

David M. Felts, Jr., Chairman

PROPOSED SECONDARY ROAD SIX YEAR IMPROVEMENT PLAN
FY23 THROUGH FY28

Priority	Name	Description	Estimated Cost
0001.00	Rte 621 – Rural Rustic	Fowlkes Bridge Road	$ 298,000.00
0002.00	Rte 657 – Rural Rustic	Selma Road	$ 130,000.00
0003.00	Rte 620 – Rural Rustic	Stony Point Road	$ 360,000.00
8888.01	Countywide Rural Additions	Rural Additions - Countywide	N/A
8888.02	Countywide Engineering & Survey	Engineering & Surveying - Countywide	N/A

PROPOSED FY2023 SECONDARY ROAD IMPROVEMENT BUDGET

Priority	Project Name	Description	FY2023 Allocation
0001.00	Rte 621 – Rural Rusic	Fowlkes Bridge Road	$ 96,684.00
0002.00	Rte 657 – Rural Rustic	Selma Road	$ -
0003.00	Rte 620 – Rural Rustic	Stony Point Road	$ 59,633.00
8888.01	Countywide Rural Additions	Rural Additions - Countywide	$ -
8888.02	Countywide Engineering & Survey	Engineering & Surveying - Countywide	$ -

Priority	Name	UPC Project N	Description	Estimated Cost	Previous	2022-23	2023-24	2024-25	2025-26	2026-27	2027-28	
0001.00	Route 621 - Fowlkes Bridge Road Rural Rustic	TBD	Construction FY 23-24	$ 298,000.00	$ 126,127.00	$ 96,684.00	$ -	$ -	$ -	$ -	$ -	Unpaved Road
					$ 75,189.00	$ -	$ -	$ -	$ -	$ -	$ -	TeleFee
0002.00	Route 657 - Selma Road Rural Rustic	121007	Construction FY 22-23	$ 130,000.00	$ 128,030.00	$ -	$ -	$ -	$ -	$ -	$ -	Unpaved Road
					$ 1,970.00	$ -	$ -	$ -	$ -	$ -	$ -	TeleFee
0003.00	Route 620 - Stony Point Road Rural Rustic	TBD	Construction FY 24-25	$ 360,000.00	$ 18,322.00	$ 38,756.00	$ 38,756.00	$ -	$ -	$ -	$ -	TeleFee
					$ 128,030.00	$ 20,877.00	$ 78,713.00	$ 36,546.00	$ -	$ -	$ -	Unpaved Road
8888.01	Countywide Rural Additions	100045	Rural Additions - Countywide	N/A	$ -	$ -	$ -	$ 2,135.00	$ -	$ -	$ -	Telefee
8888.02	Countywide Engineering & Survey Future Secondary Fund	100088	Grant- Unpaved (6071700)		$ -	$ -	$ -	$ 42,167.00	$ 42,764.00	$ 42,764.00	$ 42,764.00	Unpaved Road
			Telefee (6030606)		$ -	$ -	$ -	$ 36,621.00	$ 38,756.00	$ 38,756.00	$ 38,756.00	TeleFee

IN PARTNERSHIP WITH

The Counties of Amelia | Buckingham | Charlotte | Cumberland | Lunenburg | Nottoway | Prince Edward

MEMORANDUM:

TO: Amelia County Board of Supervisors

FROM: Melody Foster, Executive Director

SUBJECT: Request for Cash Match – GO Virginia Enhanced Capacity Building Grant To fund Business Plan for the Creation of a CRC (footprint) Regional Economic Development Organization (REDO)

DATE: May 2, 2022

As you are aware we have hosted numerous meetings to discuss the creation of a new Regional Economic Development Organization (REDO) in the CRC region. Following input and a White Paper on the subject developed by GO Virginia staff, the CRC board of directors have given the go-ahead in moving forward with actions to create this NEW organization. To be clear, this will be a separate NEW organization with its own staff and board of directors, not a part of the CRC.

The Commonwealth Regional Council (CRC) will be applying for $100,000 in GO Virginia Enhanced Capacity Building Grant funds to fund a Business Plan for the Creation of a New Regional Economic Development Organization (REDO) for the CRC footprint counties & Longwood University (partner). See attached Grant Request Summary Sheet.

The GO Virginia Region 3 Council has identified a new REDO as a priority for the CRC region and has already earmarked grant funds for this planning project.

The CRC is requesting that all seven counties within the CRC foot print and Longwood University (as a partner) provide a cash match of $2,500 for this grant request. The CRC will be providing a $10,000 cash match as a show of financial commitment to the creation of this new organization. Each county and Longwood University will also be asked to provide in-kind cash match through participation on the advisory committee and staff time. The advisory committee will oversee the development of the project from start to finish.

The CRC plans to submit the GO Virginia Enhanced Capacity Building Grant in June and therefore, needs to have the commitments of all seven counties and Longwood University in order to proceed.

Please let me know if this request for a Cash Match of $2,500 will be provided by Amelia County.

COMMONWEALTH REGIONAL COUNCIL
One Mill Street, Suite 202 | P.O. Box P
Farmville, VA 23901 | 434.392.6104 PHONE
www.virginiasheartland.org

GO Virginia Enhanced Capacity Building (ECB) Grant Application (Summary)

Grant Applicant: Commonwealth Regional Council

PROJECT NAME: Business Plan for the Creation of CRC Regional Economic Development Organization (REDO)

Project Elements:

- Creation of Business Plan to Stand-Up NEW REDO in CRC region to include Longwood University as a partner.
  - **NEW REDO Business Plan and Strategy Design:**
    - Conduct SWOT Analysis of Regional Capabilities
    - Conduct Market Demand Analysis
    - Conduct Site & Building Inventory Analysis
    - Creation of Board and Operational Structure Design including Legal Structure
    - Develop Vision, Goals and Strategy Framework
    - Develop Budget and Financial Sustainability Plan for 3 Years, including Fund Raising Campaign framework

Project Goals:

The localities of the Commonwealth Regional Council footprint, through a series of critical discussions, desire a strategic reset of goals, priorities, focus and support to better reflect changes in the economic development landscape and to launch a NEW REDO in an effective and sustainable manner. The goals of this Enhanced Capacity Building project are:

- Complete an inclusive and collaborative process that results in a collective determination of the value of launching a Regional Economic Development Organization (REDO) that is financially sustainable and produces a return on investment for local members in terms of stronger economies.
- Complete a business plan that incorporates organizational, program, and budget recommendations with defined measures of success.

Grant Funding Request:

GO Virginia matching requirements 2/1 with an expectation of an in-kind/cash match.

Grant Funding Request: GO Virginia: $100,000

Match: $50,000

Cash match: $2,500 per locality & Longwood - $20,000

CRC Cash Match - $10,000

$30,000 Cash Match

In-Kind match: Localities, Longwood & CRC - Staff/Advisory Committee — $20,000 In-Kind Match

$50,000 Match (Total Cash & In-kind)

BOARD OF SUPERVISORS

DAVID M. FELTS, JR.
CHAIRMAN
Election District 1
DEXTER JONES
Election District 2
SHAUN WEYANT
VICE-CHAIRMAN
Election District 3
H. JOSEPH EASTER, IV
Election District 4
TODD ROBINSON
Election District 5

A. TAYLOR HARVIE, III
COUNTY ADMINISTRATOR

16360 Dunn Street, Suite 101
Post Office Box A
Amelia Court House, Virginia 23002

Telephone: (804) 561-3039
Facsimile: (804) 561-6039
Website: www.ameliacova.com

April 15, 2022

Congresswoman Abigail Spanberger
1431 Longworth HOB
Washington, DC 20515.

Dear Rep. Spanberger;

Amelia County is in full and complete support by the Grant Application from STEPS, Inc. for the Housing Grant. Listed below are six of the many reasons that the Board of Supervisors is in support.

- STEPS is Amelia County's Virginia Homeless Solutions provider through the Virginia Department of Housing and Community Development.
- Amelia County has no access to a homeless emergency shelter in the region, with all potential shelters located outside the region. STEPS is working with Amelia County to implement a critically needed solution to this problem.
- No accessible shelters in the region can cause significant issues with resolving homeless situations that local police and human service agencies in your county are responding to.
- In FY 2021, 368 individuals in 191 households in the region were sheltered in local hotels by STEPS, and in the current year we have already sheltered 326 individuals in 181 households with the use of COVID related funding. Each county in the region needs and utilizes these homeless services.
- STEPS has facilitated planning with the region's Homeless Housing Taskforce to propose a 1,380 square foot community center surrounded by 11 tiny homes on 3 acres. Current cost estimates are $820,344 for all aspects of construction and $500,000 for purchase of property with an existing office building located in Farmville. This provides access to town water and sewer and public transportation.
- This tiny home village emergency shelter will be a far more efficient and effective way to provide the support services necessary to assist county citizens with getting established in permanent housing. Funding for motel sheltering will also be significantly reduced with the expiration of COVID related funding.

Please give this application your strongest attention as it will help fill a vital hole in the net that the County has for the homeless.

Respectfully,

A. Taylor Harvie, III

A. Taylor Harvie, III

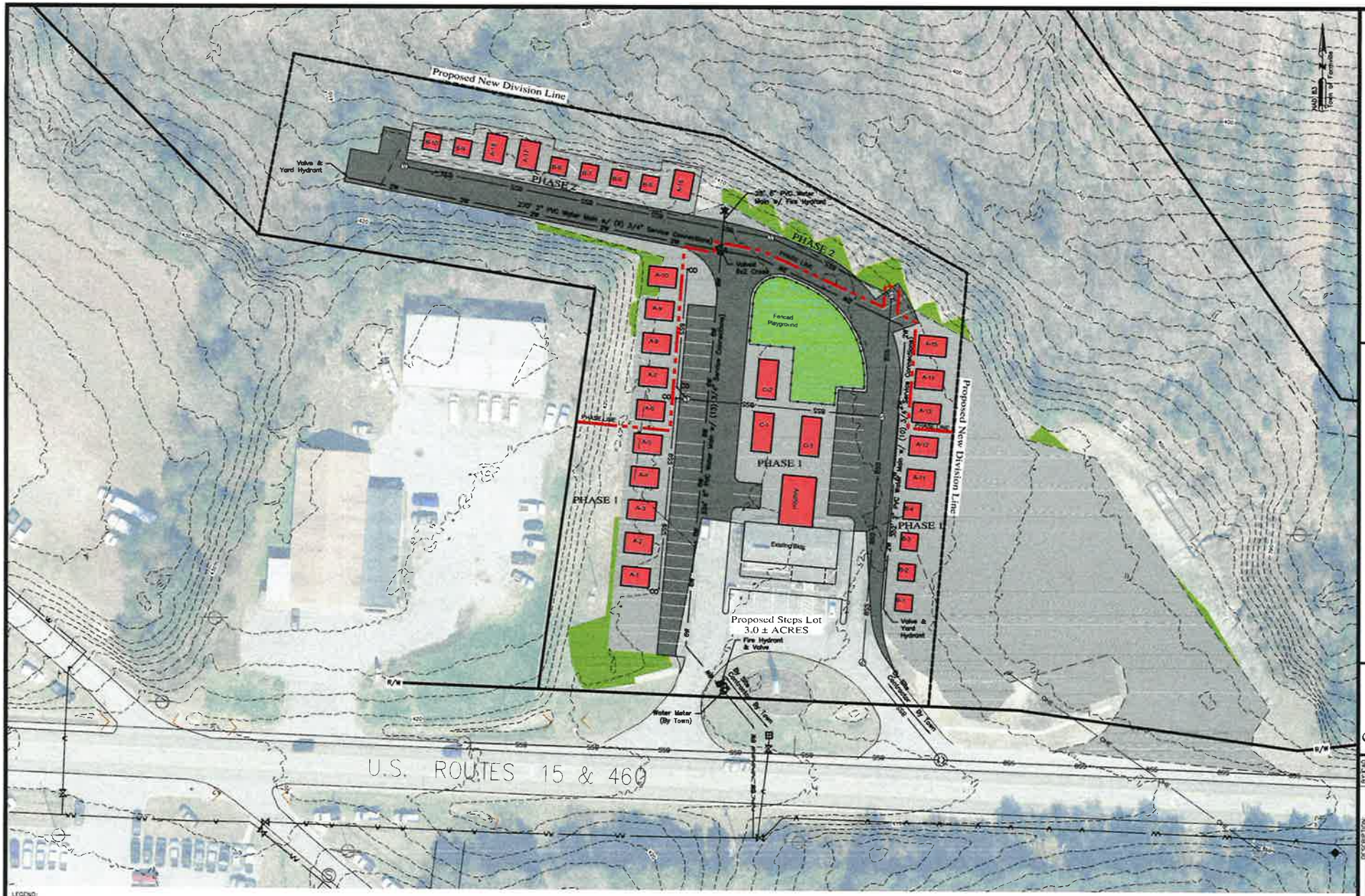

LEGEND:

- = Sanitary Manhole
- = Sanitary Clean-out
- = Water Valve
- = Fire Hydrant
- = Water Meter
- -8SS- = 8" Sanitary Sewer Main
- -6SS- = 6" Sanitary Sewer Main
- -2W- = 2" Water Line
- -6W- = 6" Water Line

NOTES:
1. TINY HOUSE UNITS A-1 THROUGH A-18 ARE 14'X20'
2. TINY HOUSE UNITS B-1 THROUGH B-10 ARE 12'X12'
3. TINY HOUSE UNITS C-1 THROUGH C-3 ARE 14'X28'
4. SEPARATION BETWEEN UNITS IS SHOWN A 10'± MINIMUM.

Horizontal Scale
0 30' 60'
1 inch = 30 ft.

Steps, Inc. Emergency Housing

Town of Farmville, Prince Edward County, Virginia

Composite Phased Master Plan

MAXEY & ASSOCIATES, P.C.
ENGINEERS SURVEYORS PLANNERS
PO BOX 80 FARMVILLE VIRGINIA 23901
PHONE: 434-392-8827 FAX: 434-392-1998

CONCEPTUAL EXHIBIT

No.	Date	Description	By/Ck'd

Date: Dec. 22, 2021
Scale: 1in. = 30ft.
Drawn by: JOB NO. 21E0022
Sheet 2 of 2

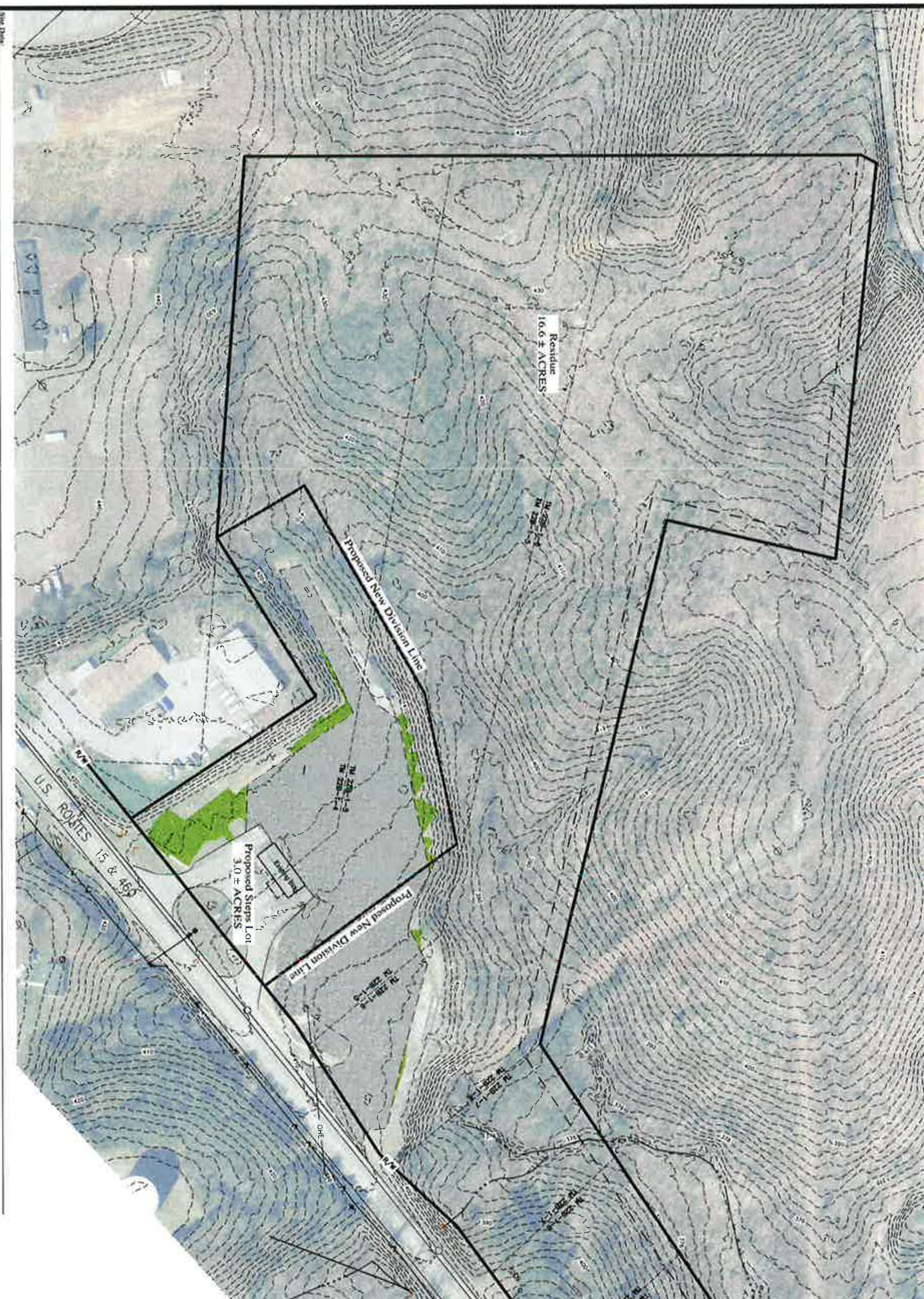

Site Data:

Owner: George R. Bristol & Robert W. Showalter
D.B.253, p.518(T.M. 22B-1-4)
P.B.3, p.157 & Plat D.B.260, p.391

George R. Bristol & Kay M. Bristol
D.B.253, p.520 (TM 22B-1-5)
D.B.253, p.516 (TM 22B-1-6)
P.B.3, p.157 & Plat Inst. No. 150000436

Developer: STEPS - Inc.
Attn: Shawn M. Rozier, Vice President of Housing
56 SMI Way, Suite A
Farmville, VA 23901
Phone (434) 315-5909
email: srozier@steps-inc.org

Civil Engineer: Maxey & Associates, P.C.
Project Manager: Roy S. Coleman, Jr., PE, LS
email: ccoleman@maxeyassoc.com
P.O. Box 90, 606 East Third Street
Farmville, Va 23901
ph: (434) 392-8827
fax: (434) 392-1996

Proposed Project: To construct an emergency shelter community center and residential units with associated appurtenances.

Location: Lat: N37.315786 Long: W78.431582
2650 West Third Street
Town of Farmville, Prince Edward County, Virginia

Tax Map No.: Portion of Tax Map Parcels 22B-1-4 & 5

Parcel Acreage: 3.0± Acres

Disturbed Area: TBD

Parcel Zoning: B3 (Highway Commercial)

Hydr. Unit Code: JA05 (6th Order)
020802070205 (JLC12)

Receiving Waters: Unnamed tributaries of Ducker Creek.

Flood Data: The project area is situated in a F.I.R.M. Zone X (areas determined to be outside the 0.2% annual chance floodplain), as shown on Prince Edward County, Virginia, Map Number 51147C0083C, (Community No. 510118), Panel No. 0083, Suffix C), effective date October 2, 2009.

No.	Date	DESCRIPTION	BY	CAD

1 of 2 | Job No. 21E0022 | Horizontal Scale: 1in. = 60ft. | Date: Dec. 27, 2021

CONCEPTUAL EXHIBIT

MAXEY & ASSOCIATES, P.C.
ENGINEERS SURVEYORS PLANNERS
PO BOX 90 FARMVILLE VIRGINIA 23901
PHONE: 434-392-8827 FAX: 434-392-1996

Steps, Inc. Emergency Housing

Town of Farmville, Prince Edward County, Virginia

Composite Master Base Map

STEPS, Inc. Homeless Housing Proposal

Introduction

As the counties of the region plan and implement their response to the health, economic, and housing effects created by the COVID-19 pandemic, the community partners who provide services to the county and its citizens have joined together in planning for and serving the homeless of the region. The counties of the Heartland Planning Group include Amelia, Buckingham, Cumberland, Lunenburg, Nottoway, and Prince Edward. The Homeless Housing Task Force facilitated by STEPS, Inc. is proposing to partner with the counties of the region in providing emergency sheltering, support services, and permanent supportive housing to mitigate the effects of the pandemic and strengthen compliance with COVID-19 health precautions. In addition, the services offered by the shelter staff and partners will help citizens to assimilate into the job and housing market as they exit sheltering services.

Homeless Service Provision Needs During the Pandemic

During fiscal year 2021, STEPS provided emergency sheltering for 368 individuals in 191 households. This is compared to 191 individuals in 86 households for fiscal year 2020. This was a large increase over the numbers previously sheltered due to the impact of COVID on the economy with numerous lay-offs and shut-downs that had the greatest impact on those who are in poverty. In addition, the need for stability of housing during a pandemic is even more critical for homeless individuals and the community at large to slow the spread of COVID. Information obtained from national leaders in a recent webinar provided by the *Center for Homeland Defense and Security* strongly outlines the need for non-congregate sheltering to the extent possible during the pandemic, which is now anticipated to extend into 2022. This is in contrast to the more traditional bunk style buildings. Localities are exploring options such as purchasing existing hotels or other buildings that allow for separate sleeping space, and the construction of tiny homes.

The homeless need the support of our community and available services as they find themselves in crisis, often staying in their cars or other places not meant for human habitation. The homeless citizens being served by STEPS often present with multiple barriers including disabling conditions, being aged, families with children, or other crisis situations. It is essential that these individuals are able to be temporarily and safely housed while they work on plans that include employment, assuring their children's education is maintained, being screened for long-term care services when applicable, and searching for permanent housing. It is extremely difficult to function in life, education, and work without stable housing. Currently there is no emergency homeless shelter in the region, so STEPS is only able to pay for motel stays to house individuals and refer them to shelters outside the region when funds are insufficient to continue motel sheltering. This service delivery model is both inefficient and insufficient as a standalone model of emergency sheltering for the homeless.

Strategy to Meet Housing Needs

This region has come together to plan for the construction and operation of a non-congregate emergency shelter and permanent supportive housing that will be necessary to mitigate the effects of COVID-19 and enable compliance with COVID-19 public health precautions. The construction of tiny homes surrounding a

central community center will be an effective way to accomplish these objectives. Representatives from the Town of Farmville, Commonwealth Regional Council, Centra Health, Southside Virginia Electric Cooperative, several community service providers, local churches, and STEPS have come together to develop these plans. This Homeless Housing Task Force has reviewed three programs in other areas of the country that provide temporary housing through the use of tiny homes.

The Task Force's plan is to initially start with eleven homes for emergency shelter, three homes for permanent supportive housing, and a 1,380 square foot community center. The community center will have a kitchen, space for serving food, large room for meetings, staff/security offices, and laundry facilities. Of the eleven tiny homes, there will be four 12 X 12 homes for individuals and seven 14 X 20 homes for families. Three additional tiny homes will be constructed for permanent supportive housing for a total of 14 homes. More tiny homes will be added to the layout as additional funding is received.

Buggy Top in Cumberland has completed an estimate for these tiny home sizes, which is $11,056.50 for the 12 X 12 and $16,742.70 for the 14 X 20. These estimates include the delivery and anchoring of the buildings. All buildings will be temperature controlled with mini-split systems estimated by Massie Wood and West to cost $2,600 per unit. It is important to note that this pricing was based on costs prior to the escalation we are experiencing at this time.

Emergency Shelter/Permanent Supportive Housing Location

The tiny home village will be located in the Farmville area as it is central to the region. This location allows for the easier access to employment and supportive services. The public bus service for individuals who do not have their own transportation is critical to their independence.

Emergency Shelter Tiny Home Plans

A draft set of plans for the emergency shelter tiny homes is attached to this proposal. The homes will be 12 X 12 for single occupants, and 14 X 20 for families. The homes will contain the following features:

1. Insulated floor, walls, and ceiling
2. Plywood walls for durability/painted
3. Double plywood floor
4. Wiring for 6 outlets and split system (see below)
5. Front and back door
6. Toilet, sink, shower
7. Split system that does heating and air conditioning (electric); no duct work required
8. Small kitchen area with sink, mini-fridge, and microwave
9. Outside lighting

Furnishings for these homes will include a 1.2 cubit foot capacity microwave (1100 watts), 3.1 cubit foot mini refrigerator, dining table, chairs, twin and queen panel beds with mattress, and an end table.

STEPS, Inc. Homeless Housing Proposal

Essential Services Provided to Tiny Home Village Residents

Homeless individuals from the region will be able to shelter in these tiny homes temporarily and receive services that will assist them in pursuing employment and permanent housing options. The services below will be provided by STEPS staff through operational funding from state and local sources and partner agencies whose have expertise and mission in these areas:

- Food
- Health care
- Case management
- Employment services
- Housing search and placement
- Transportation
- Security
- Rapid re-housing/utilities - DHCD funded
- Mental health services
- Substance abuse services
- Replace/secure identification
- Long-term care screenings

Emergency Shelter Funding Request

STEPS estimates that the cost of building this shelter is $820,344 (exclusive of land acquisition) for the construction of a community center, eleven tiny homes, water and sewer costs, site preparation, and furnishings as outlined below:

1. 1,380 square foot community center with offices, meeting room, kitchen, and laundry totaling $236,738.
2. Four 12 X 12 homes at $13,656.50 per home totaling $54,626.
3. Seven 14 X 20 homes are estimated at $19,342.70 per home totaling $135,399.
4. Water/sewer and site preparation costs are estimated to by Maxey and Associates to be $260,395.
5. Furnishing costs are estimated below for a total of $26,185.
   - Microwave 1.2 cubic ft. (1100 watts) — $110 per unit totaling $1,210
   - Mini-refrigerator with freezer- 3.1 cubit ft. — $150 per unit totaling $1,650
   - Eleven twin panel beds with 1 storage drawer — $525 per bed totaling $5,775
   - Eleven twin mattresses in a box — $190 per mattress totaling $2,090
   - Seven queen panel beds with 4 storage drawers — $925 per bed totaling $6,475
   - Seven queen mattresses in a box — $265 per mattress totaling $1,855
   - Eleven end tables — $240 per table totaling $2,640
   - Sixteen sets of two side chairs — $150 per set totaling $2,400
   - Four small dining tables — $155 per table totaling $620
   - Seven family dining tables — $210 per table totaling $1,470

Due to the rising costs for building materials since the initial construction estimates were obtained, a 15% contingency has been factored into the above estimated costs to arrive at the total of $820,344. Updated cost estimates will be sought when the start-up of construction is closer.

Permanent Supportive Housing Funding

The GG Wade Charitable Trust has awarded $50,000 towards the construction and furnishing of three additional tiny homes for permanent supportive housing. A $50,000 match was also pledged by a local donor towards the costs of these homes for a total of $100,000. This funding is in addition to the funds being requested above for the construction of the emergency shelter homes.

The homes will be larger than the shelter homes since this program will allow for longer stays than emergency shelter. Two 14 X 28 homes for families, and one 14 X 24 home will be built for singles. These homes will contain more kitchen appliances such as a full refrigerator and stove.

DRAFT

STEPS Tiny Home Village ARPA Proposal

	Property- Equal Split	Construction- Split by Usage	
Amelia	$83,333	$21,000	3%
Buckingham	$83,333	$63,000	9%
Cumberland	$83,333	$98,000	14%
Lunenburg	$83,333	$70,000	10%
Nottoway	$83,334	$140,000	20%
Prince Edward	$83,334	$308,000	44%
	$500,000	$700,000	

	Property- Split by Usage		Construction- Split by Usage	
Amelia	$15,000	3%	$21,000	3%
Buckingham	$45,000	9%	$63,000	9%
Cumberland	$70,000	14%	$98,000	14%
Lunenburg	$50,000	10%	$70,000	10%
Nottoway	$100,000	20%	$140,000	20%
Prince Edward	$220,000	44%	$308,000	44%
	$500,000		$700,000	

	Total Project Cost Split Equally	Total Project Cost Split by Usage	
Amelia	$200,000	$36,000	3%
Buckingham	$200,000	$108,000	9%
Cumberland	$200,000	$168,000	14%
Lunenburg	$200,000	$120,000	10%
Nottoway	$200,000	$240,000	20%
Prince Edward	$200,000	$528,000	44%
	$1,200,000	$1,200,000	

AMELIA COUNTY
DEPARTMENT OF COMMUNITY DEVELOPMENT
SUMMARY REPORT

Meeting Date: June 15, 2022

Subject: Amelia Energy Facility, LLC; Special Exception Permit request to establish a utility-scale solar farm.

Summary of Information: Attached to this summary report is the application and supporting documents from **Amelia Energy Facility, LLC** (the "Applicants"), request a Special Exception Permit for a utility-scale solar farm on 1,103 acres. The subject properties, which are owned by JoAnn S. Webb, William L. Scott, Leander O. Scott, Jr., and Susan C. Wade, and are located east of Route 640 (Buckskin Creek Road), north of Route 649 (Old Court House Road) and west of Route 607 (West Creek Road) and are identified as Tax Map Parcels 41-19, 54-4, 54-2-14, 54-2-16, and 54-2D on the Amelia County Real Property Identification Map. The Amelia County Comprehensive Plan shows this property is located in the Rural Preservation Area.

Amelia Energy Facility, LLC is requesting a Special Exception Permit to establish a utility-scale solar array on 5 parcels with a total combined acreage of 1,103 acres. According to the exhibits provided in the Special Exception Permit application, of the 1,103 acres, panels will only be placed on approximately 630 acres. The rest of the land will be used to achieve a landscape buffer and required setbacks.

Since the December meeting when the initial application for this project was considered, the applicants have made several changes to their proposal and site layout. Seven parcels have been removed from the project and removal of these parcels has almost completely eliminated any cropland that was initially being converted to panels. The parcels in this proposal are largely forested and the only non-forested land is that lying near Buckskin Creek Road. In addition, the project has been pulled back off of Poorhouse Road, West Creek Road, and Dennisville Road. There will be limited visibility of the project on West Creek and Buckskin Creek Roads and no visibility from Dennisville, Poorhouse, or Old Court House Road.

If approved, the applicants will be subject to the following standard conditions, per Article XXXIV of the Amelia County Zoning Ordinance:

> 1. Compliance with Building & Electrical Codes. All Solar Energy System components shall conform to the requirements of the National Electrical Code and State Building Code. All Small Solar Energy Systems used for residential purposes, all large Solar Energy Systems and all Utility Scale Solar Energy Systems shall be inspected by a county building inspector through the building permit process.

2. Installation and Design. Solar Energy System components shall have a UL listing and must be designed with an anti-reflective coating. Individual arrays/panels shall be designed and installed in order to prevent glare toward buildings on adjacent properties and vehicular traffic.

3. Location. No Utility Scale Solar Energy System shall be located within one (1) mile of a village development area.

4. Density. No more than three percent (3%) of the land area in any given five-mile radius shall be approved for use as the project area for Utility-Scale Solar Energy Systems. For the purpose of calculating density, the project area for a Utility-Scale Solar Energy System shall consist of the entire fenced-in area and the required landscaped buffer zone.

5. Setbacks. Large Scale Solar Energy Systems and Utility Scale Solar Energy Systems shall conform to all minimum building setback requirements for principal structures of the zoning district in which they are located, or fifty (50) feet, whichever is greater, unless otherwise prescribed by the Board of Supervisors as a condition of approval for a Special Exception Permit.

6. Height. Solar Energy Systems & equipment shall not exceed twenty-five (25) feet in height when ground mounted as measured from the highest grade at the base to the top of structure. Excluded from this requirement are utility poles and transmission lines. Roof mounted systems shall not exceed the maximum height requirements for the applicable zoning district by more than four (4) feet.

7. Lighting. Lighting shall be limited to the minimum necessary and shall meet all requirements of this ordinance.

8. Utility Connection. No Utility Scale Solar Energy System shall be installed until evidence has been provided to the County that the owner has been approved by the utility company to interconnect.

9. Screening and Fencing for Utility Scale Solar Energy Systems. Utility Scale Solar Energy Systems shall be enclosed by security fencing not less than six (6) feet in height equipped with an appropriate anti-climbing device. The entire facility, including fencing, shall be screened from ground-level view of adjacent properties by a landscaped buffer zone at least 25 feet wide consisting of an evergreen and deciduous mix as approved by the Zoning Administrator, unless otherwise prescribed by the Board of Supervisors as a condition of approval for a Special Exception Use Permit. Existing mature tree growth and natural land forms on the site shall be preserved to the maximum extent possible and may be used in whole or in part to provide the required screening if they provide adequate screening from public view as determined by the Zoning Administrator. In the event that existing vegetation or landforms providing screening are disturbed, new plantings shall be provided which accomplish the same.

10. Noise Limits for Utility Scale Solar Energy Systems. After completion of construction, noise levels measured at the property line shall not exceed 50 dbA, unless the owner of the affected adjacent property has given written agreement to a higher level.

11. Signage for Utility Scale Solar Systems. Appropriate warning signage and a 911 address sign shall be posted in a clearly visible manner. Warning signage must identify the owner and include a 24-hour emergency contact phone number.

12. Site Maintenance for Utility Scale Solar Systems. Weed control and mowing shall be performed in accordance with an approved site management plan.

13. Repair of panels. Panels shall be repaired or replaced when in visible disrepair. Such repairs shall also include the restoration of non-reflective finish per manufacturer specifications.

In addition to the 13 standard conditions dictated by the Amelia County Zoning Ordinance, I would like to propose three additional conditions:

14. There shall be no battery storage permitted.
15. The maximum acreage under panels shall not exceed 650 acres.
16. Work shall only be performed from dawn until dusk.

17. **Decommissioning, Periodic adjustment of Decommissioning Security, Deferral and Salvage Value.**

The Applicant, its successors and assigns shall comply with the decommissioning requirements of the Amelia County Zoning Ordinance, (Set out in § 325-34.2 et seq. of the Amelia County Code), except as otherwise provided herein.

The Parties agree that Decommissioning Security (as defined below), to cover the costs of decommissioning Applicant's facilities, is required as a condition in this SEP, except as otherwise agreed to herein. Further, the Applicant recognizes the protection this provides for the County taxpayers and does not desire to shift that expense to them should the Applicant or its successors or the landowner not be able to comply with the decommissioning requirements set forth herein (the "**Decommissioning Obligations**"); and County recognizes that the Decommissioning Security is an expense to be incurred by the Applicant encumbering funds that could otherwise go directly towards investing in the Project or other potential projects. In recognition of these factors, the Parties desire for the Decommissioning Security and the costs for such to accurately reflect the associated decommissioning costs being insured. Therefore, the Applicant, or its successor, agrees to update the gross estimated costs of performing the Decommissioning Obligations ("**Gross Decommissioning Costs**") every three (3) years, unless a longer interval is agreed to in writing by the County, and to reimburse the County for an independent review and analysis by a licensed engineer. The Decommissioning Security amount

shall be adjusted accordingly to ensure it accurately reflects the costs associated with performing the Decommissioning Obligations. As used herein: (i) "**Decommissioning Security**" shall mean either (a) a bond, surety or letter of credit from a Qualified Financial Institution (as defined below) securing the payment or performance of the Decommissioning Obligations, or (b) a corporate guarantee from a Qualified Guarantor (as defined below) pursuant to which such Qualified Guarantor guarantees to the County, in the event of a default by Applicant in the performance of the Decommissioning Obligations, the reimbursement to the County of its actual out of pocket costs incurred in performing such obligations, up to the amount of the Net Decommissioning Cost (as defined below); (ii) "**Qualified Financial Institution**" means an FDIC-insured bank or other financial institution with assets exceeding $1 billion; (iii) a "**Qualified Guarantor**" means an entity that either (a) is a public service corporation as defined under the laws of the Commonwealth of Virginia, (b) has a tangible net worth of not less than Fifty Million Dollars ($50,000,000), as verified by financial statements certified to County by such company's chief financial officer or equivalent, (c) has equity interests listed on the NYSE, NASDAQ, or another national public equities exchange, or (d) whose senior unsecured debt carries a credit rating of at least Baa3 or better by Moody's, BBB- or better by S&P, and/or BBB- or better by Fitch (or the equivalent(s) under any successor rating category of Moody's, S&P or Fitch, as applicable); and (iv) "**Net Decommissioning Cost**" means the Gross Decommissioning Costs less the Salvage Value (as defined below).

Notwithstanding any provision herein to the contrary, the County agrees to the following:

a. to defer the requirements of this section until 5 years after the date the first Phase of the Project commences Commercial Operation (as defined below) (the "**Commercial Operation Date**"). The purpose of this deferral is to recognize that the likelihood of decommission being required this early in the project life is very remote. "**Commercial Operation**" shall mean, with respect to any Phase of the Project, the delivery to the electric grid, for sale to third parties, of electrical power generated by such Phase, other than deliveries of test power.

b. to allow the Applicant to apply the Salvage Value (as defined below) to the calculations in determining the required amount of Decommissioning Security. The "**Salvage Value**" shall mean the estimated gross sale value that could be realized upon resale of salvage of Project equipment after decommissioning of the Project, as determined by independent review and analysis by the same licensed engineer engaged from time to time to review the Gross Decommissioning Costs.

18. **Right of Entry for Enforcement and Decommissioning.**

a. **Enforcement.** Applicant and the County acknowledge and agree that the County, its personnel and duly authorized agents shall have the express right of entry upon the Project parcels for the purposes of inspecting solar panels, battery storage facilities and all appurtenant facilities. The County shall provide the Applicant with reasonable advance written notice of no less than forty-eight (48) hours, in any event, prior to making such entry for any inspection or enforcement purposes. No prior notice shall be required to enter the Project in the event of an emergency that constitutes an immediate danger to life or property.

b. **Decommissioning**. If the Applicant fails to decommission the project, the County shall have unrestricted access to the Project to effect any and all tasks, as necessary, to decommission solar panels, any battery storage equipment and all appurtenant facilities and restore the parcels to substantially the same condition that existed prior to construction of the solar facilities and as provided by Va. Code § 15.2-2241.2, as it may be amended through the Termination Date as defined in this Agreement. Such access rights shall remain in effect through decommissioning regardless of whether Va. Code § 15.2-2241.2 is repealed or otherwise limited in scope from the access rights it provides the County as of the date of execution of this Agreement.

Voluntary Conditions Offered by Applicant on May 10, 2022:

1. Compliance with Revised Preliminary Plan. Amelia Energy Facility, LLC ("Permit Holder") shall develop the Project in general conformity with the Revised Preliminary Plan.

2. Stormwater.
   A. Prior to the start of construction of the Amelia Energy Facility ("Project"), the Applicant shall apply for and obtain a Virginia Stormwater Management Program Permit ("VSMP Permit"), including a proposed Stormwater Pollution Prevention Plan ("SWPPP") for construction of the Facility.
   B. During the construction period, the Permit Holder may, upon request by Amelia County, reimburse Amelia County for all reasonable out-of-pocket fees actually paid by Amelia County to a third-party inspector for the review of erosion and sediment control facilities and stormwater management facilities. The inspector shall be selected and directed by the County Administrator and/or his or her designee. The inspector will ensure all facilities are installed correctly and maintained properly in accordance with applicable regulations.

3. Panel setbacks. Permit Holder will not install solar panels or associated equipment within 1,000 feet of any residence occupied at the time of SEP approval. For the avoidance of doubt, this restriction shall not apply to project fencing, stormwater and/or erosion and

sediment controls, driveways, access roads, or vegetative barriers, each of which may be installed within 1,000 feet of any such occupied residence.

4. Wildlife Corridors. The Permit Holder shall establish and maintain, for the duration of the Project's operating period, no fewer than two (2) fifty foot (50') wide wildlife corridors through the Project area to enable the unimpeded ingress and egress of small wildlife through the Project area. Such corridors shall be oriented adjacent to stream features within the Project area, as depicted on the Revised Preliminary Plan. The Permit Holder will also install raised wildlife-compatible fencing in at least one location adjacent to each such corridor.

5. Preservation of Soils. Topsoil moved during construction will be kept on the Project area and used in the establishment of ground cover.

Local Contractor and Job Fair. No later than ninety (90) days prior to the start of construction of the Project, the Permit Holder shall hold a contractor and job fair in Amelia County. The purpose of the contractor and job fair shall be to attract qualified construction sub-contractors and vendors with operations in Amelia County, as well as individuals qualified to perform specific tasks related to the construction and operation of the Facility. The contractor and job fair shall be advertised in the local newspaper at least two (2) weeks in advance of the event.

The applicant is requesting an amendment to Condition #5 that states the primary setbacks for the underlying zoning district must be met. The applicants will maintain the underlying setbacks, plus additional landscaping and distance, along the perimeter of the project, but would like to build panels along the interior property lines. The zoning ordinance requires a 40-foot side setback in RP-5. Due to the nature of the project, the applicants would like to build within the side building setback and construct panels across property lines. This is commonplace in other localities and being that the project and lease run with the land, I do not foresee this request to be problematic.

Recommendation:

The Planning Commission held the public hearing for this at their March 28, 2022 regular meeting. The Planning Commission voted to defer the application for 30 days and vote on the project at their April regular meeting. The Planning Commission recommended denial of this project by a vote of 6-4-1 and recommended that the Zoning Committee convene to discuss the Alternative Energy Ordinance. The Board of Supervisors held the public hearing for this item at their May 18, 2022 regular meeting. The Board voted 5-0 to defer voting on the item for 30 days.

SEP APPLICATION NUMBER: SEP22-02

PUBLIC HEARINGS

Planning Commission Public Hearing March 28, 2022

Board of Supervisors Public Hearing May 19, 2022

SUMMARY of FACTS

Applicant:	Amelia Energy Facility, LLC
Land Owner:	Scott Timerland Company, L.P. and Susan C. Wade
Proposed Use:	Utility-scale solar farm
Location:	East of Route 640 (Buckskin Creek Road), north of Route 649 (Old Court House Road) and west of Route 607 (West Creek Road)
Acreage:	1,103 acres
Existing Zoning:	RP-5, Rural Preservation
Proposed Zoning:	RP-5, Rural Preservation with Special Exception Permit
Comprehensive Plan:	This property is located in the Rural Preservation Area
Surrounding Zoning:	West = RR-3; North = RR-3; East = RP-5; South = RP-5
Utilities:	No
Wetlands Impact:	There are wetlands present on 4/5 parcels, with the majority lying on parcels 54-4 and 41-19. The applicant will be conducting a wetlands delineation prior to any land disturbance. Additionally, the applicants will be consulting with the Department of Environmental Quality (DEQ) during the permitting process.
Zoning History:	RP-5, Rural Preservation

Recommendation:

Review and (PC) provide recommendation to the Board of Supervisors

Application for Special Exception Permit

Date: _____ **File Number:** _____

Application Fee Paid: _____

Applicant: Amelia Energy Facility, LLC Phone: 703-999-4280

Applicant Address: 230 Court Square, Suite B102 Charlottesville, VA 22902

Email: sgulland@torchcleanenergy.com

Owner: See attachment for Owner information. Phone: _____

Property Address: _____

Email: _____

Property Information:

Tax Map Number: See attachment. Acreage: 1,103

Subdivision: YES NO Zoning District: RP-5 Deed restrictions: YES NO

Access to Property (easement, public road, private road): Easement, private road, public road.

The applicant requests a permit to locate the following use on the above-referenced property, as permitted by Section 34-2 of the Amelia County Zoning Ordinance.

Utility-Scale Solar Energy System

FOR OFFICE USE ONLY:

Public Notice Dates: _____ Board of Supervisors Mtg Date: _____

Planning Commission Hearing Date: _____ Board of Supervisors Decision: _____

Planning Commission Recommendation: _____ Permit Signed by Applicant/Owner: _____

IMPROVEMENTS PROPOSED

Describe briefly the improvements proposed on the property. State whether new buildings are to be constructed, existing buildings are to be used and/or renovated or additions are to be made to existing buildings. Please include a plat, conceptual layout, and/or sketch plan demonstrating the proposed improvements.

This application proposes the development of a utility-scale solar energy generation facility. The facility includes the installation of ground-mounted solar arrays and supporting equipment, associated wiring and interconnection infrastructure, as well as project fencing and internal access roads.

PROTECTION TO ADJOINING PROPERTY

Describe the effects of the proposed use on adjacent properties and the surrounding neighborhood. What protection will be offered to adjoining property owners?

The Project will maintain a minimum 50-foot setback from all external boundaries. It will pose a minimal impact to surrounding properties due to extensive natural screening and buffering from wetlands, existing tree lines, and existing topography.

ENHANCEMENT OF COUNTY

How will this requested change be advantageous to the County?

The Project will deliver increased tax revenue to the County without requiring additional County services. It will generate local jobs and create infrastructure that is essential for the production of clean electricity.

PLAN

Furnish a plan showing boundaries and dimensions of the property, width of abutting rights-of-way, location and size of buildings on the site, roadways, walks, off street parking and loading spaces, landscaping, etc. A conceptual layout of the proposed changes is also required.

Refer to attached Preliminary Plan.

Application for Special Exception Permit

Date: _____ **File Number:** _____

Application Fee Paid: _____

Applicant: Amelia Energy Facility, LLC Phone: 703-999-4280

Applicant Address: 230 Court Square, Suite B102 Charlottesville, VA 22902

Email: sgulland@torchcleanenergy.com

Owner: See attachment for Owner information. Phone: _____

Property Address: _____

Email: _____

Property Information:

Tax Map Number: See attachment. Acreage: 1,103

Subdivision: YES NO Zoning District: RP-5 Deed restrictions: YES NO

Access to Property (easement, public road, private road): Easement, private road, public road.

The applicant requests a permit to locate the following use on the above-referenced property, as permitted by Section 34-2 of the Amelia County Zoning Ordinance.

Utility-Scale Solar Energy System

FOR OFFICE USE ONLY:

Public Notice Dates: _____ Board of Supervisors Mtg Date: _____

Planning Commission Hearing Date: _____ Board of Supervisors Decision: _____

Planning Commission Recommendation: _____ Permit Signed by Applicant/Owner: _____

IMPROVEMENTS PROPOSED

Describe briefly the improvements proposed on the property. State whether new buildings are to be constructed, existing buildings are to be used and/or renovated or additions are to be made to existing buildings. Please include a plat, conceptual layout, and/or sketch plan demonstrating the proposed improvements.

This application proposes the development of a utility-scale solar energy generation facility. The facility includes the installation of ground-mounted solar arrays and supporting equipment, associated wiring and interconnection infrastructure, as well as project fencing and internal access roads.

PROTECTION TO ADJOINING PROPERTY

Describe the effects of the proposed use on adjacent properties and the surrounding neighborhood. What protection will be offered to adjoining property owners?

The Project will maintain a minimum 50-foot setback from all external boundaries. It will pose a minimal impact to surrounding properties due to extensive natural screening and buffering from wetlands, existing tree lines, and existing topography.

ENHANCEMENT OF COUNTY

How will this requested change be advantageous to the County?

The Project will deliver increased tax revenue to the County without requiring additional County services. It will generate local jobs and create infrastructure that is essential for the production of clean electricity.

PLAN

Furnish a plan showing boundaries and dimensions of the property, width of abutting rights-of-way, location and size of buildings on the site, roadways, walks, off street parking and loading spaces, landscaping, etc. A conceptual layout of the proposed changes is also required.

Refer to attached Preliminary Plan.

STATE OF VIRGINIA
COUNTY OF AMELIA to wit

I, Wes Andrews, on behalf of Amelia Energy Facility, LLC, being duly sworn, deposed and say that I am the Lessee/Owner of the property involved in the application. If I am not the Lessee/Owner, I will produce a copy of a contract to purchase the property or right to submit this application. I further declare that I have familiarized myself with respect to preparing and filing the application and that the foregoing statements and answers herein contained and the information on the attached sheets thoroughly and to the best of my ability present the argument on behalf of the applicant herewith requested and that the statements and information above referred to are in all respects true and correct to the best of my knowledge and belief.

Signed: _____

Subscribed to and sworn before me on this 14 day of October 2021.

_____
Notary Public

4/30/2025
My Commission Expires

EMMA CLAIRE WILSON
NOTARY PUBLIC
REG # 7937890
MY COMMISSION EXPIRES
4/30/2025
COMMONWEALTH OF VIRGINIA

STATEMENT FOR VALIDITY OF INFORMATION

Every applicant shall sign the following document to substantiate the validity of submitted information.

STATE OF VIRGINIA
COUNTY OF AMELIA to wit

I, Wes Andrews, on behalf of Amelia Energy Facility, LLC, being duly sworn, depose and say that I am the lessee/owner of the property involved in the application. If I am not the Lessee/Owner, I will produce a copy of a contract to purchase the property or I will present written certification contract To purchase the property or I will present written certification from the owner granting me the right to submit this application. I, declare that I have familiarized myself with the rules and regulations pertaining to preparing and filing this application. I further declare that the foregoing statements and answers provided throughout the various sections of this application are in all respects true and correct to the best of my knowledge and belief.

Signed: _____

Print Name: John Wesley Andrews

Subscribed and sworn before me this 14 day of October, 2021.

_____
Notary Public

04/30/2021
My Commission Expires

EMMA CLAIRE WILSON
NOTARY PUBLIC
REG # 7937890
MY COMMISSION EXPIRES
4/30/2025
COMMONWEALTH OF VIRGINIA

OWNERSHIP DISCLOSURE

Please list below the names and addresses of all owners or parties in interest of the land subject to this request:

NOTE: If this request is in the name of a corporation, artificial person, joint venture, trust, or other form of ownership, all officers, directors, and any stockholders owning ten percent or more of such stock much be listed.

NAME:	ADDRESS:
Jo Anne Scott Webb (Scott Timberland Co., L.P.)	13223 Chesdin Landing Dr. Chesterfield, VA 23838
William L. Scott (Scott Timberland Co., L.P.)	P.O. Box 727 Amelia Court House, Virginia 23002
Leander O. Scott, Jr. (Scott Timerbland Co., L.P.)	12029 Little Patrick Rd. Amelia Court House, VA 23002
Susan C. Wade	19120 Poor House Rd. Amelia Court House, VA 23002

I, Wes Andrews, on behalf of Amelia Energy Facility, LLC do hereby swear and affirm that to the best of my knowledge and belief, the above information is true and that I am the applicant for this request for parcel number(s) See attached. of tax map number(s) See attached. requesting a Special Exception Permit. If the information above changes at any time while this request is being considered, I will provide the County with an updated list.

Signature: _____

STATE OF VIRGINIA
COUNTY OF AMELIA to wit

This day 10/14/21 personally appeared before me, Emma Claire Wilson a Notary Public in and for the County and State aforesaid, and swore or affirmed that the matters stated in the foregoing Ownership Disclosure are true to the best of his/her knowledge and belief.

Given under my hand this 14 day of October, 2021.

Notary Public

My Commission Expires: 4/30/2025

EMMA CLAIRE WILSON
NOTARY PUBLIC
REG # 7937890
MY COMMISSION EXPIRES 4/30/2025
COMMONWEALTH OF VIRGINIA

LIMITED POWER OF ATTORNEY

KNOW ALL MEN BY THESE PERSONS:

1. That I/We Scott Timberland Company, L.P.
(Name) Jo Anne Scott Webb Phone: 804-561-2514
(Address) 13225 Chesdin Landing Dr. Chesterfield, VA 23838

(Name) Landon O Scott Jr. Phone: 804 561 2155
(Address) 12029 Little Patrick Rd Amelia VA 23002

(Name) William L. Scott Phone: 804 561 2155
(Address) PO Box 727 Amelia Va 23002

(Name)_____ Phone: _____
(Address)_____

(Name)_____ Phone: _____
(Address)_____

Being all of the owner(s) of the property described as County Tax Map Numbers:
41-19, 54-4, 54-2-14

And authorized to take such action, do hereby make, constitute, and appoint:

2. (Name) Amelia Energy Facility, LLC Phone: (703) 999-4280
(Address) 230 Court Square, Suite B102, Charlottesville, VA 22902

to act as my/our true and lawful attorney-in-fact for and in my/own name, place and stead with full power and authority I/we would have if acting personally to seek rezoning, conditional use, or variance, and to set forth and offer such legally acceptable voluntarily proffered conditions including any additions, amendments, modifications or deletions thereto that in his or her discretion are deemed reasonable, appropriate· and necessary except as follows:

3. _____

4. In witness whereof, I/we have hereto set my/our hand and seal this 18th day of October, 2021.

Signature

Signature

Witnessed by: Joan B. Dufrbaugh Witnessed by: _____

LIMITED POWER OF ATTORNEY

KNOW ALL MEN BY THESE PERSONS:

1. That I/We
(Name) Susan C. Wade Phone: 804-561-3003
(Address) 19120 Poor House Rd. Amelia Court House, VA 23002

(Name)_____ Phone: _____
(Address)_____

(Name)_____ Phone: _____
(Address)_____

(Name)_____ Phone: _____
(Address)_____

(Name)_____ Phone: _____
(Address)_____

Being all of the owner(s) of the property described as County Tax Map Numbers:
54-2-16, 54-2D

And authorized to take such action, do hereby make, constitute, and appoint:

2. (Name) Amelia Energy Facility, LLC Phone: (703)999-4280
(Address) 230 Court Square, Suite B102, Charlottesville, VA 22902

to act as my/our true and lawful attorney-in-fact for and in my/own name, place and stead with full power and authority I/we would have if acting personally to seek rezoning, conditional use, or variance, and to set forth and offer such legally acceptable voluntarily proffered conditions including any additions, amendments, modifications or deletions thereto that in his or her discretion are deemed reasonable, appropriate· and necessary except as follows:

3. _____

4. In witness whereof, I/we have hereto set my/our hand and seal this 1st day of October, 2021.

Susan C. Wade
Signature

_____
Signature

Witnessed by: [illegible] Witnessed by: _____

APPLICANT'S PERMISSION FOR INSPECTION OF PROPERTY

I, Wes Andrews, on behalf of Amelia Energy Facility, LLC, hereby grant access to the Planning Director, Zoning Administrator, or assigns thereof, to enter my property during reasonable hours without prior notice to make inspections as deemed necessary for the evaluation of my application for

(Circle One) Special Exception Permit Rezoning Variance

Applicant's Signature

10/14/21
Date

Subscribed and sworn to before me this 14 day of October, 20 21.

Notary Public

04/30/2021
Commission Expiration Date

7937890
Notary Registration Number

EMMA CLAIRE WILSON
NOTARY PUBLIC
REG # 7937890
MY COMMISSION EXPIRES
4/30/2025
COMMONWEALTH OF VIRGINIA

Attachment 1: Owner Contact Information		
Owner	Address	Phone
Scott Timberland Co., L.P.		
Jo Anne Scott Webb	13225 Chesdin Landing Dr. Chesterfield, VA 23838	(804) 561-2514
William L. Scott	P.O. Box 727 Amelia, VA 23002	(804) 561-2155
Leander O. Scott, Jr.	12029 Little Patrick Rd. Amelia, VA 23002	(804) 561-2155
Susan C. Wade	19120 Poor House Rd. Amelia, VA 23002	(804) 561-3003

Attachment 2: Property Information			
Owner	Parcel	Acreage	Zoning
Scott Timberland Company, L.P.	41-19	286	RP-5
Scott Timberland Company, L.P.	54-4	550.6	RP-5
Scott Timberland Company, L.P.	54-2-14	127.6	RP-5
Susan Wade	54-2D	122	RP-5
Susan Wade	54-2-16	16.8	RP-5

AMELIA ENERGY FACILITY
PROPOSED CONDITIONS
MAY 18, 2022

1. Compliance with Revised Preliminary Plan. Amelia Energy Facility, LLC ("Permit Holder") shall develop the Project in general conformity with the Revised Preliminary Plan.

2. Stormwater.
   A. Prior to the start of construction of the Amelia Energy Facility ("Project"), the Applicant shall apply for and obtain a Virginia Stormwater Management Program Permit ("VSMP Permit"), including a proposed Stormwater Pollution Prevention Plan ("SWPPP") for construction of the Facility.
   B. During the construction period, the Permit Holder may, upon request by Amelia County, reimburse Amelia County for all reasonable out-of-pocket fees actually paid by Amelia County to a third-party inspector for the review of erosion and sediment control facilities and stormwater management facilities. The inspector shall be selected and directed by the County Administrator and/or his or her designee. The inspector will ensure all facilities are installed correctly and maintained properly in accordance with applicable regulations.

3. Panel setbacks. Permit Holder will not install solar panels or associated equipment within 1,000 feet of any residence occupied at the time of SEP approval. For the avoidance of doubt, this restriction shall not apply to project fencing, stormwater and/or erosion and sediment controls, driveways, access roads, or vegetative barriers, each of which may be installed within 1,000 feet of any such occupied residence.

4. Wildlife Corridors. The Permit Holder shall establish and maintain, for the duration of the Project's operating period, no fewer than two (2) fifty foot (50') wide wildlife corridors through the Project area to enable the unimpeded ingress and egress of small wildlife through the Project area. Such corridors shall be oriented adjacent to stream features within the Project area, as depicted on the Revised Preliminary Plan. The Permit Holder will also install raised wildlife-compatible fencing in at least one location adjacent to each such corridor.

5. Preservation of Soils. Topsoil moved during construction will be kept on the Project area and used in the establishment of ground cover.

6. Local Contractor and Job Fair. No later than ninety (90) days prior to the start of construction of the Project, the Permit Holder shall hold a contractor and job fair in Amelia County. The purpose of the contractor and job fair shall be to attract qualified construction sub-contractors and vendors with operations in Amelia County, as well as individuals qualified to perform specific tasks related to the construction and operation of the Facility. The contractor and job fair shall be advertised in the local newspaper at least two (2) weeks in advance of the event.

Case Name: Amelia Energy Facility, LLC
Project: Special Exception Permit for Utility-Scale Solar
Tax Map Number: 41-19, 54-4, 54-2-14, 54-2D, 54-2-16

Adjoining Property Owner Name	Physical Address	Mailing Address	Tax Map Number
Marvin E. Busic	18781 Poorhouse Road	P.O. Box 15 Amelia Court House, VA	41-12
William J. Courter, Jr.	19201 Poorhouse Road	4900 Buckskin Creek Road	41-14, 15
Elizabeth B. Padgett Revocable Trust	N/A	124 Leeds Williamsburg, VA 23188	41-2-13, 54-2-15
Kenneth Hawthorne	17909 Poorhouse Road	Same	41-57F
George C. Marshall Sr. Estate	17907 Poorhouse Road	C/O Marshall James 9757 Morefield Meadows Dr	41-22
Manda H. Gravley	17915 Poorhouse Road	P.O. Box 85 Amelia Court House, VA	41-54
Ronald Hancock	18701 Poorhouse Road	Same	41-26, 26A1
Hubert R. Powell, Jr	N/A	19235 Patrick Henry Hwy	41-7
Jonathan R. Powell	18660 Poorhouse Road	Same	41-7G
Joshua S. Tanner	17911 Poorhouse Road	Same	41-19A
Shelia D. Smith	N/A	46-359 Haiku Road, Apt A2 Keneohe, HI 96744	41-57I
Robert Courter Bradshaw	N/A	228 Lakeside Drive Farmville, VA 23901	54-2-15A
Anna O. Turner	N/A	P.O. Box 242 Amelia Court House, VA 23002	54-18
Victoria V. Griffith	18200 Fraher Lane	6506 Cyrus Street Richmond, VA 23234	54-3-9
Stephen J. Byrd	N/A	P.O. Box 313 Amelia Court House, VA 23002	54-3-8
Daniel Brissette	18100 Fraher Lane	Same	54-3-7
James W. Campbell	N/A	P.O. Box 714 Amelia Court House, VA 23002	54-3-6, 5, 4, 3, 2, 1
Claude E. Dillow, Sr.	5250 West Creek Road	Same	54-39O
Timothy and Barry Jarck	5501 West Creek Road	Same	54-38
Katherine A. Wood	5300 West Creek Road	Same	54-39K
Kenneth S. Bates	5350 West Creek Road	Same	54-39M
Robert C. Messer, Jr.	5410 West Creek Road	Same	54-39L
Nicholas Chumney	5430 West Creek Road	Same	54-39V
David K. Ritz C/O Randall Lynn	5440 West Creek Road	Same	54-39Q
Clifton Collins	5550 West Creek Road	Same	54-39R
Bernard J. Hastings	5660 West Creek Road	5640 West Creek Road	54-40B1
Sandra Austin	5700 West Creek Road	Same	54-40C
Donald Lee Morris	5740 West Creek Road	P.O. Box 417 Amelia Court House, VA 23002	54-40M
Theodore E. Jarck	4721 West Creek Road	Same	54-37

Robert Parsons	5892 West Creek Road	P.O. Box 484 Amelia Court House, VA 23002	54-40L
Nichole Henderson	5890 West Creek Road	Same	54-40A
Marsha B. Busic	N/A	5231 Dermotte Lane Richmond, VA 23237	54-40
Rodney C. Hastings	5891 West Creek Road	5898 West Creek Road	54-41A, 41
Claude A. Warden, Jr.	6001 West Creek Road	5900 Flinn Lane Amelia, VA 23002	55-4F
Donald A. Flinn	N/A	5401 Ridgerun Terrace Chesterfield, VA 23832	55-1
John A. Hall	6131 West Creek Road	215 S. Central Avenue Landis, NC 28088	55-2
George Vaughan, Jr.	N/A	5531 Cedar Lane Amelia, VA 23002	55-30C
Linda H. Brown	6221 West Creek Road	26900 Bell Road Amelia, VA 23002	42-30A1
James F. Pierce	6231 West Creek Road	Same	42-30A
Kirsten A. Gerczak	6241 West Creek Road	Same	42-30
Aaron and Kelly Rodriguez	6301 West Creek Road	Same	42-30G
Nancy Berry	6300 West Creek Road	Same	42-29
Charles E. Berry	6330 West Creek Road	Same	42-29A
David Peter Jarck	N/A	4691 West Creek Road	42-28J
Sherri D. McKinney	N/A	8043 Kentucky Derby Midlothian, VA 23112	41-57D
Stephanie J. Caudill	6950 Halls Hill Drive	Same	41-57G
Howard L. Worsham	7000 Dennisville Road	11821 Bevils Bridge Rd	41-58
Dorian K. Putney	6930 Dennisville Road	Same	42-58B
Rennie Cemetery Association	N/A	17341 Poorhouse Road	42-28F, 28D, 28E
Trustees of Rennie Memorial	6720 Dennisville Road	Same	42-27
Patty C. Averett	N/A	5201 Buckskin Creek Road Jetersville, VA 23083	54-5A, 6, 6A
Kyle E. Wooldridge	5400 Buckskin Creek Road	Same	54-1-7
Patricia A. Hill	5500 Buckskin Creek Road	Same	54-1-6
Kimberly R. Winfree	N/A	4822 Chamberlain Ave., Apt 1 Richmond, VA 23227	54-1-5
Henry and Hazel Patton	5300 Buckskin Creek Road	Same	54-1-8

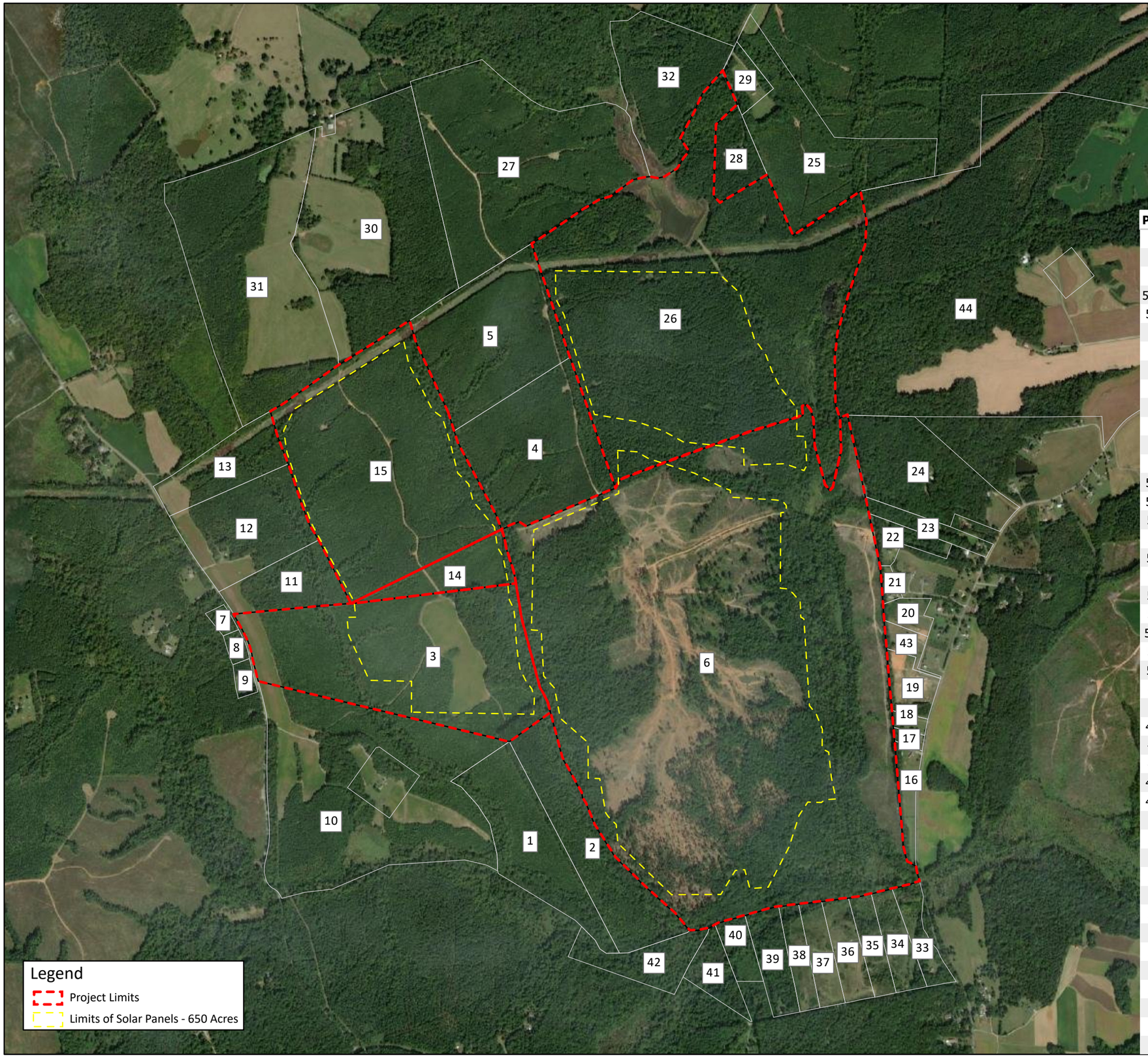

PTM_ID	Owner Name	Object Number
54-5A	PATTY C AVERETT	1
54-5	WILLIAM J COURTER JR	2
54-2D	SUSAN WADE	3
54-2-15A	ROBERT COURTER E BRADSHAW	4
54-2-15	ELIZAETH B PADGETT TRUST	5
54-4	SCOTT TIMBERLAND CO	6
54-1-5	KIMBERLY R WINFREE	7
54-1-6	PATRICIA A HILL	8
54-1-7	KYLE E WOOLDRIDGE	9
54-6	PATTY C AVERETT	10
54-2C	SUSAN WADE	11
54-2A	SUSAN WADE	12
54-2B	JAMES CARLTON COURTER III	13
54-2-16	SUSAN WADE	14
54-2-14	SCOTT TIMBERLAND CO	15
54-39O	CLAUDE E DILLOW SR	16
54-39K	KATHERINE A WOOD	17
54-39M	KENNETH S BATES	18
54-39L	ROBERT C MESSER JR	19
54-39Q	RANDALL H LYNN	20
54-39R	CLIFTON L COLLINS	21
54-40B1	BERNARD J HASTINGS	22
54-40C	SANDRA AUSTIN	23
54-40M	DONALD LEE MORRIS	24
41-57I	SHELIA D SMITH	25
41-19	SCOTT TIMBERLAND CO	26
41-2-13	ELIZABETH B PADGETT	27
41-19A	JOSHUA S TANNER	28
41-57F	KENNETH HAWTHORNE	29
41-2-12	JOHN T COURTER	30
41-2-11	JOHN T COURTER	31
41-20	PAUL WHITAKER	32
54-3-1	JAMES W CAMPBELL	33
54-3-2	JAMES W CAMPBELL	34
54-3-3	JAMES W CAMPBELL	35
54-3-4	JAMES W CAMPBELL	36
54-3-5	JAMES W CAMPBELL	37
54-3-6	JAMES W CAMPBELL	38
54-3-7	DANIEL BRISSETTE	39
54-3-8	STEPHEN J BYRD	40
54-3-9	VICTORIA V GRIFFITH	41
54-18	ANNA O TURNER	42
54-39V	NICHOLAS JAMES CHUMNEY	43
41-60	RALPH A WHITAKER JR	44

TORCH CLEAN ENERGY

PROJECT NAME & LOCATION

AMELIA SOLAR
AMELIA COUNTY, VIRGINIA

DATE
05/24/2022

PROJECT NAME
AMELIA SOLAR

DESIGNED BY/DRAWN BY
C. LEIGH

Project limits and limits of solar panels are approximate. Parcel data from Amelia County GIS. Aerial imagery provided by Esri.

DRAWING DESCRIPTION

PARCEL INFORMATION MAP

SCALE
Feet
0 1,000 2,000

TORCH
CLEAN ENERGY

Application
for
Special Exception Permit (SEP)

February 2022

230 Court Square Suite B102, Charlottesville, VA 22902

Table of Contents

1. EXECUTIVE SUMMARY

2. COMPREHENSIVE PLAN REVIEW

3. PROPERTY

4. PROJECT OVERVIEW

FACILITY SUMMARY
CONSTRUCTION SCHEDULE
COMPLIANCE WITH COUNTY REGULATION

5. ANALYSIS OF IMPACTS

VISUAL
ECOLOGICAL AND DRAINAGE
CULTURAL RESOURCES
NOISE
TRAFFIC
LIGHTING
ODORS, DUST, FUMES, VIBRATIONS
FIRE SAFETY / SECURITY
COMMUNITY OUTREACH

6. DECOMMISSIONING PLAN

7. LAND MANAGEMENT PLAN

LIST OF EXHIBITS
EXHIBIT A – PRELIMINARY PLAN
EXHIBIT B – DECOMMISSIONING PLAN
EXHIBIT C – LAND MANAGEMENT PLAN

1. Executive Summary

Amelia Energy Facility, LLC ("Applicant"), a subsidiary of Torch Clean Energy ("Torch"), requests a Special Exception Permit ("SEP") to allow the construction and operation of an up to 106MWac utility scale solar energy system (the "Project") as described in this Application. The Project is proposed on the parcels identified by Amelia County as Tax Map IDs 41-19, 54-4, 54-2D, 54-2-14, and 54-2-16 (collectively, the "Property"). A maximum of 635 acres will be used for solar panels, and a maximum of 700 acres will be disturbed. The site is located south of Poor House Road, west of West Creek Road, and east of Buckskin Creek Road, approximately 3 miles southwest of Amelia Court House.

The Project will include the installation of photovoltaic solar panel arrays, inverters, access roads, a Project substation, and a utility switchyard. The Project will interconnect directly to the Dominion transmission line running through the Property. No new transmission lines will be built. Once constructed, the Project is designed to operate for at least 35 years.

The Project has been sited and proposed with the following considerations:

- The Project location was selected for its immediate proximity to existing transmission facilities and minimal visual impact to existing residences and neighboring properties.
- The Project will be designed to avoid impacts to cultural and environmental resources.
- The Project will provide clean energy that matches the electricity consumption of up to approximately 21,000 homes in Virginia and will help the Commonwealth meet its goals for the adoption of clean energy.
- The Project will provide personal property and increased real estate taxes to the County over the course of its life as well as injecting direct economic activity into the County during the construction and operating periods.
- The Applicant would like to request a variance to eliminate internal setbacks between Project parcels, as each Parcel will be contracted under long-term leases that run with the land. Because Parcels involved in the Project are contiguous and will be bound to the same use for the same length of time, regardless of whether the land changes ownership, a waiver of setbacks would not change the character of the district or be detrimental to the public interest.

If approved by the Board of Supervisors, the Project will bring economic benefits to Amelia County with no detrimental effects on the neighboring properties or the County as a whole.

Torch Clean Energy

Torch Clean Energy is developer and owner of renewable energy generation facilities in the United States with offices in Virginia and Colorado. Torch has over 500MW of solar under development in the Commonwealth of Virginia, including the Chester Solar Technology Park in Chesterfield County, the Jarratt Energy Facility in Greensville County, and the Bartonsville Energy Facility in Frederick County. To date, Torch has developed and financed over $600 million of renewable energy projects throughout the country.

2. Comprehensive Plan Review

Section 15.2-2232 of Virginia Code provides that no public utility facility may be "constructed, established or authorized, unless and until the general location or approximate location, character, and extent thereof has been submitted to and approved by the commission as being substantially in accord with the adopted comprehensive plan or part thereof."

The Applicant requests approval from the Amelia County Planning Commission that the Amelia Energy Facility ("Project") is substantially in accord with the County's Comprehensive Plan ("Comprehensive Plan"). The Project is sited along the County's only high-voltage transmission line and is in a remote part of the County that is not targeted for future growth. Specific goals and objectives from the Comprehensive Plan are quoted below to demonstrate the Project's consistency.

Consistency with the Comprehensive Plan

Excerpts from the Comprehensive Plan are included below, with an explanation of the Project's consistency in *italics*. Only items related to the Project are addressed below. Items not related have been omitted because they are not relevant to the development of this solar facility.

Goals and Objectives

GENERAL

1) Protect the rural character, cultural heritage, and scenic beauty of the County. Recognize that these are valuable and irreplaceable resources.

   The Project is not in the vicinity of any known historical sites. The Project will ensure a continued passive used of agricultural land and will "protect the Rural Preservation district from uncontrolled residential growth" (one of the Three Principles for the Future of Amelia County).

2) Agriculture and forestry industries represent the foundation of the County's economy and its most significant natural resource. Their stewardship, support, protection, and continuation should guide Amelia's future land use and zoning decisions.

   The Project would lease land from multiple landowners and allow them to diversify their farming or timber operations while providing passive income. Solar is a good neighbor to agricultural land and can provide benefits to the neighboring farms by benefiting pollinators. Setbacks and screening will preserve the rural road corridor.

3) Concentrate future County growth in the County's "Development Areas": these include the Courthouse Village, Corridor Crossroads Mixed-Use, and Corridor Economic Development planning areas.

The Project site is not in or near the County's Development Areas. The Project will provide economic benefits and tax revenue to the County without using land that is identified for future growth.

4) Work to attract new businesses that employ Amelia citizens and contribute to the local tax base, through business-friendly regulatory practices and other incentives in growth areas.

   The Project would provide significant economic benefits to the County in the form of construction jobs, ongoing operations and maintenance jobs, and significant tax revenue without any requirement of County services. Solar provides an opportunity for landowners to diversify their operations and reduce the risk that comes with farming.

5) Maintain the capacity and quality of the Route 360 corridor throughout the County; ensure that future development patterns do not further diminish the levels of service and safety of the County's rural road system.

   The Construction of the Project will not negatively impact the County's roads. Once operational, the Project will require very few trips for maintenance and will not cause a meaningful increase in traffic. The Project will not require any County services but will pay significant tax revenue which can be used for maintaining County infrastructure.

6) Invest in a quality public school system that prepares students to be productive and successful members of the community.

   The Project would pay significant property taxes that will benefit Amelia County's school system. In addition, the Project would allow for educational opportunities for students in the County's school system.

7) Preserve, expand, and promote Amelia's historic sites, landmarks, parks, community attractions, recreational opportunities, and open space areas in ways that bring tourism revenue to County businesses.

   The Project is not in the vicinity of the County's historic sites or parks.

8) Ensure adequate water supply, utilities, and infrastructure essential to serve the projected County growth. Continually improve County services and facilities, including fire, rescue, law enforcement, utilities, and related infrastructure. Utilities should include compatible alternative or "green" energy systems.

   The Project will not require any County services but will make a significant contribution in the form of property taxes that can improve the County's infrastructure.

9) Ensure the County's responsibility to undertake fiscally responsible, disciplined decisions that adequately serve both our current citizens and the County's future growth.

This goal specifically encourages the County to consider policies that can benefit the recruitment of economic development and other revenue generating enterprises.

Future Land Use Map

The County's Future Land Use Map identifies Village Development Areas, Economic Development Areas, and a Rural Village Area. The Project Site falls outside of these areas. The Project would not use land that is identified for future growth but would make a meaningful contribution to the County.

I. Alternative Sites Considered for Proposed Use

The Applicant spent a considerable amount of time identifying a promising site for a solar project in Amelia County. The vast majority of the County is not conducive for a utility-scale solar project because of the lack of transmission infrastructure. The Jetersville – Ponton 115 kilovolt transmission line traverses the Project site, which eliminates the need for a new transmission line.

The Project site also offers other advantages: large tracts with generally flat and dry land, and distance from residential centers.

II. Anticipated Impacts and Mitigation Measures Proposed

The Project will be a benefit to the County and will not adversely affect its agricultural character. Existing vegetation and county-recommended setbacks will be used to screen the Project. It is a quiet, passive use of the land and will support the stated goals of the County.

3. Property

The Project Property is zoned RP-5 Rural Preservation and consists of portions of land from the following parcels:

Parcel	Acreage	Zoning
41-19	286	RP-5
54-4	550.6	RP-5
54-2D	122	RP-5
54-2-14	127.6	RP-5
54-2-16	16.8	RP-5

The Property is located approximately 3 miles southwest of Amelia Court House, in Planning District 3, and is primarily in use for timber cultivation, with a small portion being used for agriculture. Significant portions of Parcel 54-4 and Parcel 41-19 have recently been timbered by the landowner. The surrounding properties include rural residences, forested areas, and agricultural fields. An existing Dominion 115 kV transmission line runs through the Property, which will serve as the Project's point of interconnection.

The Amelia County Zoning ordinance permits utility-scale solar facilities in the RP-5 Rural Preservation District (Article VII) through a Special Exception Permit (SEP). The Applicant requests a SEP to allow the construction and operation of the Project on the Property.

4. Project Overview

Facility Summary

The Amelia Energy Facility will produce over 180,000 megawatt-hours of clean energy in its first year of operation, which represents the energy consumption of up to 21,000 homes. The Project will generate electricity from photovoltaic solar modules that will be attached to a single axis tracking system supported by driven posts that track the sun from morning to evening east to west. A series of central inverters or string inverters will be used to convert the electricity from direct current (DC) to alternating current (AC). A series of internal collection lines will centralize power from the Project to the substation. The Project substation and switching station will be built on Parcel 41-19. The Project substation will step up the power from 34.5 kV to 115 kV to interconnect to the existing transmission line.

The Project will interconnect to a Dominion Energy 115-kilovolt transmission line that runs through the northern portion of the Project. No new transmission-voltage lines will be built for the Project.

The Project will be developed generally as depicted on **Exhibit A**, the Preliminary Plan, as included with this Application. The Preliminary Plan provides a map of the solar array area, the substation, and the proposed point of interconnection with the transmission system, vegetative buffer zones, perimeter fencing, access points, and other features of the Project.

As shown on the Preliminary Plan, a primary point of access is proposed from Buckskin Creek Road. A secondary access point will be designated during the Site Plan process, pending VDOT approval. The approximate location and orientation of the primary Project entrance is depicted on **Exhibit A**.

Construction Schedule

The construction of the Project is estimated to take approximately 15 months. The first phase of the Project will be site preparation and civil works, such as area-specific grading, in order to prepare for the installation of the solar equipment. The second phase will consist of the mechanical and electrical installation of the solar equipment. The final phase is the testing of the facility and the energization.

Phase 1 –Site Preparation and Civil Work: 6-8 Months
Phase 2 - Mechanical and Electrical Installation: 4-6 Months
Phase 3 – Facility Testing and Energization: 2 Months

Overlap between the first two phases is expected, subject to the final construction schedule. Additionally, construction of the interconnection facilities by Dominion Energy will span all three phases of construction.

Compliance with County Regulation

The Applicant completed a Pre-Application meeting with the Amelia County Planning Department on March 5, 2021 and reviewed application requirements. SEP materials have been compiled according to the County Zoning Ordinance and Planning process guidelines.

5. Analysis of Impacts

Pursuant to Article IV of the Amelia County Code of Ordinances, a Special Exception Permit (SEP) may be granted where the governing body finds that: (i) the proposed use is in an appropriate location and not in conflict with the Comprehensive Plan and the statement of intent for the district in which it is located; (ii) that the health, safety, and general welfare will not be adversely affected; (iii) the necessary safeguards will be provided for surrounding properties, persons, and neighborhood values; and (iv) all additional standards have been complied with (Section 4.2).

The Project is supported by the Comprehensive Plan goals. In particular, the Plan seeks to concentrate development to appropriate areas and encourage new businesses that employ County residents and contribute to the local tax base. Additionally, the Comprehensive Plan prioritizes the agricultural economy and includes goals to promote existing farming, agricultural industry and companion land uses to include, but not limited to, utility scale solar energy systems or other like “green” energy generation systems” in the Rural and Agricultural Preservation Area.

In accordance with the criteria set forth in the Zoning Ordinance for SEP approval, the proposed Project will not adversely affect the health, safety, or welfare of persons residing or working in the neighborhood of the proposed use and will not be detrimental to public welfare or injurious to the Property or improvements in the neighborhood. As a passive use located in the Rural Preservation district, the Project will not be detrimental to, or substantively change, the character of the surrounding area. The Project will prevent more intensive, permanent forms of development, such as residential subdivisions. As a temporary use, the Project will not prevent the Property from being used for agriculture or silvicultural once again when the land is decommissioned at the end of the Project’s operational life.

The proposed Project will generate increased tax revenue but will not cause any increase in demand for County services. It will have minimal impacts on drainage and erosion and will not require the use of local water or sewer utilities. Erosion and sediment controls and permanent stormwater management facilities will be provided as part of the Project to the extent required by applicable laws. The Project will not significantly increase traffic in the area once constructed, and no public road improvements should be needed for the construction or servicing of the Project.

The effects of the Project are evaluated as follows:

Visual

With no permanent road frontage and substantial natural buffers that will be left intact, the Project will not present significant visual impacts to surrounding properties. Along the perimeter of the Property, a setback of 50 feet from the Property line shall be maintained, and an increased setback of 100 feet on the front of the parcels adjacent to roadways. Within the setback, a 25-foot natural buffer of existing vegetation will generally be used to screen the Project, as noted on **Exhibit A**. Aside from utility poles and utility interconnection equipment, all installed solar generation equipment will be under twenty-five (25) feet in height, according to the Ordinance.

The public roads nearest to the Project include Buckskin Creek Road to the west, Poor House Road to the north, Dennisville Road to the northwest, and West Creek Road to the east. Project Parcel 54-2D has approximately 0.16 miles of frontage on Buckskin Creek Road. However, panels will be approximately 1,300 feet from the road and will be screened by a forested stream channel.

Figure 1: Setback from Buckskin Creek Road, Parcel 54-2D.

The Project will also be screened from residences on the west side of West Creek Road due to a significant wetland system that runs through the Project area. This will be left intact as a natural buffer.

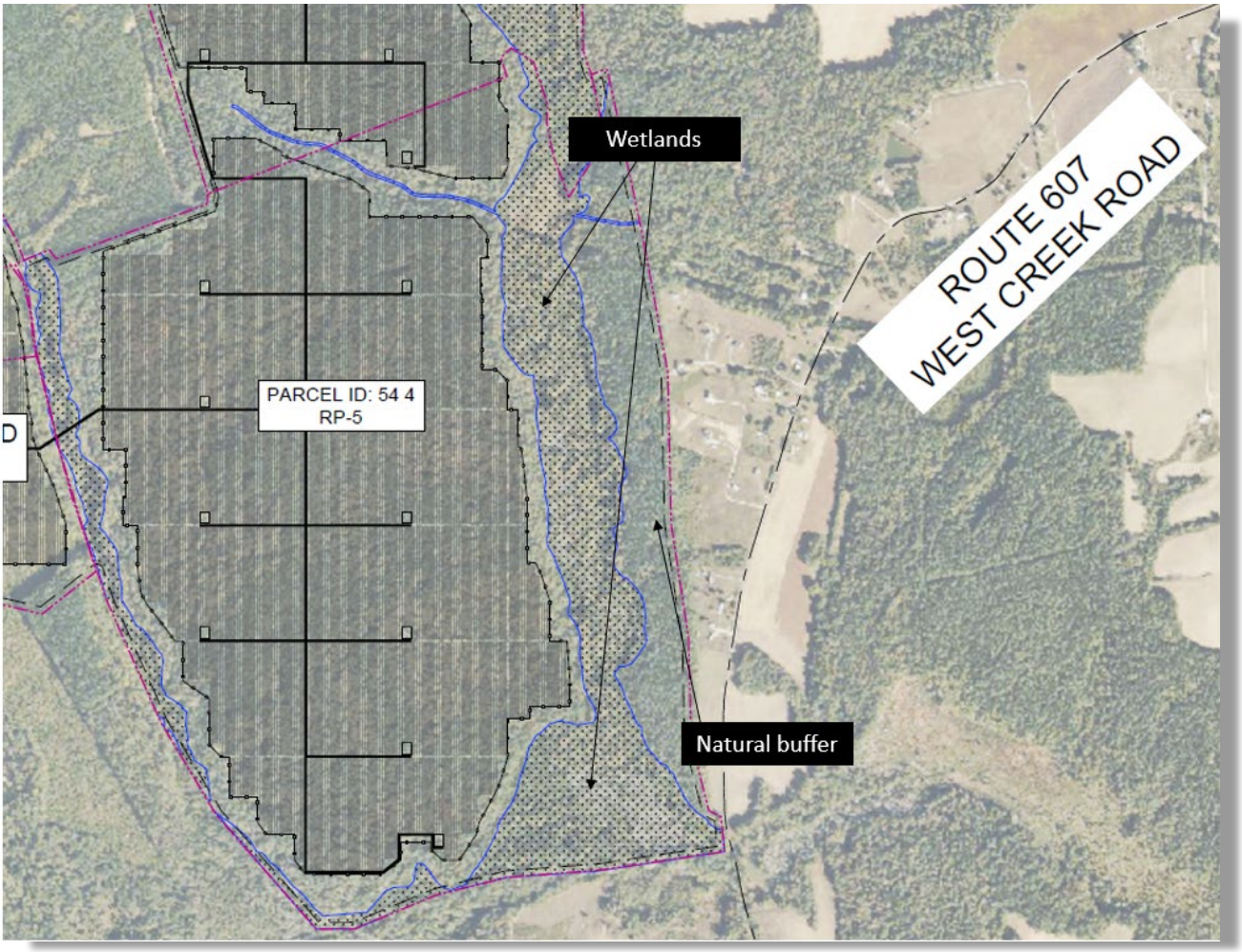

Figure 2: Large natural buffer between West Creek Road and solar arrays.

Ecological and Drainage

Wetlands will be delineated and avoided in the construction of the Project. Additionally, the Project will complete thorough environmental consultation with the Department of Environmental Quality as part of the "Permit by Rule" process for renewable energy facilities.

The Project will submit Erosion and Sediment Control and Stormwater Management plans prior to finalization of site design. Because the racking system uses driven posts for structural support, changes to the impervious surface will be limited to inverter and transformer pads, access roads, and interconnection equipment. These uses constitute a small percentage of the total project area. In addition, grading will be minimized, and the project will limit earth disturbance to every extent feasible.

Cultural Resources

A desktop review of cultural resources has been completed for the Project area. The Project will undergo a comprehensive archeological and architectural study in accordance with all relevant regulations and will not directly impact any identified landmarks. Additionally, the Project will require

concurrence from the Department of Historic Resources as part of the Permit by Rule process for renewable energy facilities.

Noise

Once operational, the Project will not be audible to adjacent landowners. The only noise-generating equipment associated with the facility will be from the inverters located in the interior of the Project. The inverters convert DC electricity to AC electricity and have a fan that keeps them cool during the daytime. At 150 feet from the inverter or transformer, noise cannot be heard. After sunset when no power is being generated, the inverters will stop operating and will produce no noise.

Traffic

General construction traffic will use the Project's access points and the internal road network to move around the site. General construction traffic consists of personal vehicles (e.g. pickup trucks) carrying passengers, and minor equipment to and around the Project site.

Component deliveries (e.g. solar panels, inverters and transformers, substation concrete trucks, construction equipment, etc.) will primarily use the Buckskin Creek Road entrance. A temporary construction laydown area for the Project will be on Parcel 54-2D.

Operations and Maintenance for the Project will not measurably increase vehicular traffic and typically consists of only two vehicle visits a month since the project is operated remotely through a SCADA system

Lighting

Except for minimal safety and security lighting in a few locations, the Project will not be lit. Any installed lighting will comply with applicable County ordinances.

Odors, Dust, Fumes, Vibrations

The Project will not generate air emissions. Once operational, no odors, trash, or recycled materials will be located on site. Any materials that need to be disposed or recycled due to ongoing maintenance will be taken offsite to the appropriate disposal facility. There will be no impact on water or air quality.

Fire Safety / Security

The Project will not pose increased security or safety risks or fire hazards. Once the Project is constructed, a permanent perimeter/boundary fence will enclose the solar panels. The fence will have a minimum height of six (6) feet and will be consistent with the National Electric Code. The fence will be posted with security signage displaying 911 address information and a warning identifying the owner and contact information for a 24-hour manned communication system.

The site entrances and internal road network will provide access to every part of the Project.
The Project will be monitored remotely on a 24/7 basis. The Operations Team will have the ability to remotely de-energize the Project if necessary and immediately contact and coordinate with the appropriate local fire and EMS personnel.

Community Outreach

The Applicant sent out a letter via U.S. Mail on April 30, 2021 that provided Project details and invited all adjacent Project neighbors to attend a Community Meeting on May 13, 2021 at the Amelia County Administrative Building. During this meeting, the Applicant presented preliminary project plans to attendees and received comments in-person and via Zoom call.

The Applicant delivered an informational presentation to the Planning Commission at its public meeting on November 22, 2021. On December 27, 2021, the Applicant presented to the Planning Commission and gathered additional feedback from Commissioners, neighbors, and community members. Since the public meeting, the Applicant has met in person with several of these individuals to discuss concerns with the Project.

The Applicant is submitting a significantly modified Project proposal based on the feedback gathered in numerous interactions with the public, project neighbors, and community officials.

6. Decommissioning Plan

Article XXXIV of the Amelia County Code of Ordinances requires applications for Utility Scale Solar Energy Systems to include a Decommissioning Plan. To support this application, the Applicant has provided **Exhibit B,** the Preliminary Decommissioning Plan.

Prior to the issuance of the Site Plan, a Decommissioning Cost Estimate and means of financial security will be provided in accordance with **Exhibit B** and Virginia Code.

7. Land Management Plan

Pursuant to Article XXXIV of the Amelia County Code, the Applicant has provided **Exhibit C**, the Land Management Plan, as a part of this application. The Land Management Plan ensures all permitted landscaping and buffer conditions are established and maintained throughout the life of the Project. Specifically, the Project will do the following:

- Maintain a 25-foot-wide buffer of existing tree lines along external project boundaries, where applicable;
- Maintain a grassy and meadowlike condition underneath solar panel arrays;
- Undergo periodic mowing to control vegetation in fenced-in areas;
- Adhere to all County and State-mandated regulations related to landscaping and vegetation management.

Refer to **Exhibit C** for additional detail.

TETRA TECH

MEMO

To:	Wesley Andrews, Amelia Energy Facility, LLC
Cc:	Hannah Young, Deputy Project Manager, Tetra Tech, Inc.
From:	Dr. Bob Pearson, Senior Project Manager, Tetra Tech, Inc.
Date:	February 24, 2022
Subject:	EMF and "Dirty Power" in Context to the Proposed Amelia Solar Project, Amelia County, Virginia

Introduction

Amelia Energy Facility, LLC (Amelia Energy Facility) is proposing to build a utility scale solar electric generation project in Amelia County, Virginia. The proposed Amelia Solar Energy Project (Project) would generate up to 106 megawatts of alternating current (MWac) of peak electric power and occupy approximately 1,103 acres of land in an area bounded by Poorhouse Road, Buckskin Creek Road, and West Creek Road in Amelia County. Of the 1,103 acres, Amelia Energy Facility is proposing to place panels on approximately 635 acres. Electricity from the solar energy facility would be sent to an existing Dominion Energy electric transmission line that crosses the northern portion of the Project site.

Solar energy is the conversion of sunlight into usable energy forms. The sun's rays transmit light energy, in the form of photons, which can be converted to electricity using certain materials that naturally release electrons when exposed to light. These materials are contained within the photovoltaic solar panels. When the sun shines on the solar panels, direct current (DC) electricity is produced. The DC electricity is then fed into a solar inverter to convert the DC electricity to 60 hertz (Hz) alternating current (AC) electricity (the form of electricity that is used by the power grid and household appliances). A transformer is also used to increase or decrease the voltage level of the AC electricity. Figure 1 provides an overview of the different components of a solar energy system.

The Project will consist of solar panels on mounting racks, low-voltage DC cabling, inverters to convert DC to AC electricity, transformers to step up the voltage of the AC electricity from the inverters, belowground AC collector lines, and a substation to convert the produced power to 115 kilovolts (kV) and deliver the power to the Dominion Energy Jetersville-Ponton 115-kV transmission line, which crosses through the northern portion of the Project site. The Project is considering one of two alternate points of interconnection to the Dominion transmission line, either of which could be used to tap the existing line.

Tetra Tech, Inc.
4101 Cox Road, Suite 120 | Glen Allen, VA 23060
Tel (757) 576-0773 www.tetratech.com

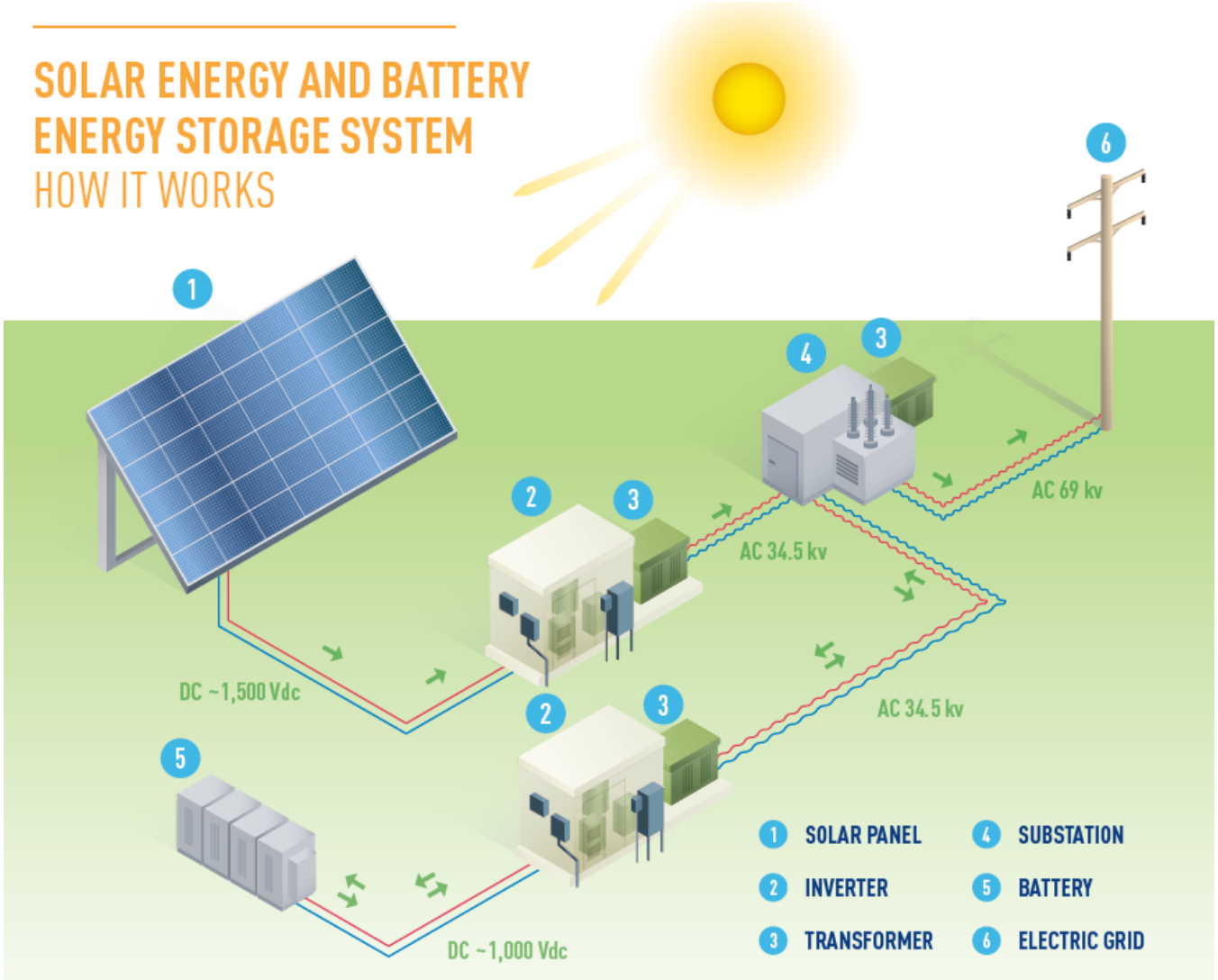

Figure 1. Solar Energy Project Components

Representatives of Amelia Energy Facility have engaged the community through a neighborhood meeting, public presentation, Planning Commission hearing, and various individual meetings with project neighbors. During these conversations, some concerns were raised about electric and magnetic fields (EMF) and adverse impacts to nearby residents, particularly those living closest. This technical memorandum addresses the concerns raised by the residents regarding EMF from the Project.

Electric and Magnetic Fields

Electric facilities such as the Project produce EMF when they are in operation. These fields are caused by distinct aspects of the operation of the facility and can be evaluated separately.

Electric fields are produced whenever a conductor such as a power line is connected to a source of electrical voltage—plugging an electric appliance such as a toaster into a wall outlet in a home, for example. When the toaster is plugged in, a voltage is induced in the cord to the toaster that causes an electric field to be created around the cord. The electric field remains constant even when the electricity is not being used. In other words, even if the toaster is off, there is an electrical field around the electric cord. Electric field strengths are measured in units of volts per meter (V/m) or kilovolts per meter (kV/m), where 1 kV/m = 1000 V/m.

Magnetic fields are produced whenever an electrical current flows in a conductor. In the toaster example, if the toaster is being used, allowing electricity to flow to the toaster, a magnetic field is created around the electric cord in addition to the electric field. The magnetic field will vary with the amount of power being produced by the solar farm, which is highest at midday and absent at night. Magnetic fields are measured in milliGauss (mG). The strength of both electric and magnetic fields decreases rapidly with distance from the source.[1]

Since the Project will have both DC and AC electricity, it will produce both DC and AC EMF. The Project solar panels and underground DC collector lines will produce low levels of DC EMF while the Project's inverters, transformers, substation, AC collector lines, and 115-kV AC generation-tie line will produce low levels of AC EMF.

DC electricity is considered "static" because it does not vary in the direction of the current. Static electric fields are created by the separation of a positive and negative electric charge and are created naturally by the earth's atmosphere during stormy conditions or by friction (e.g., "static cling" of clothes from the dryer). Static magnetic fields are created by magnets or by the flow of DC electricity. The earth has a naturally occurring static magnetic field, which is what enables a compass to be used for directional finding. The earth's DC magnetic field varies between 350 and 700 mG, depending on the location.

The DC magnetic fields produced by the solar panels will be a few mG, which is significantly less than the earth's natural magnetic field and therefore would not be detectable above the baseline levels of the earth's natural magnetic field at the Project's eastern parcel boundary (west of West Creek Road). Additionally, strength of the DC magnetic field is estimated to be zero within 50 feet of the solar panels because the magnetic field decreases rapidly with distance from the source. The closest solar panel to the Project's eastern property boundaries is more than 500 feet. The electric fields produced by the solar panels will be zero within 50 feet of the solar panels because the electric fields will be quickly absorbed by the metal components of the solar panels, which will be grounded. The low-voltage DC cabling will be buried at a depth of 3 to 5 feet and will have both positive and negative conductor lines located close together underground; therefore, they will have no measurable EMF aboveground because the magnetic fields from the positive and negative lines will cancel each other out, a

[1] For more information about EMF, please review the following publication: "EMF Electric and Magnetic Fields Associated with the Use of Electric Power Q&A," which is published by the National Institute of Environmental Health Sciences of the National Institutes of Health. This publication can be downloaded at: https://www.niehs.nih.gov/health/materials/electric_and_magnetic_fields_associated_with_the_use_of_electric_power_questions_and_answers_english_508.pdf

phenomenon called phase cancellation. Therefore, the DC EMF produced by the Project's solar panels and collector lines would be unmeasurable at the property boundary.

The inverters and substation transformers will act as point sources of AC EMF because they each have discrete locations within the Project area. Each of these components will produce low levels of AC EMF that will decrease with distance at a rate equal to the cube of the distance decay rate. In other words, for each doubling of the distance from the EMF source, the EMF will drop by a factor of eight. As an example, if the magnetic field level near a transformer is 10 mG at a distance of 10 feet, the field level will drop to one-eighth of this, or 1.25 mG, at 20 feet, and to 0.16 mG at 40 feet. This same decay rate would also apply to the electric fields from these same devices. Electric fields will also diminish from absorption by any vegetation (including low-growing vegetation) located in its path because the plants effectively ground the electric fields. The closest point source of AC EMF to the West Creek Road neighborhood is an inverter located approximately 1,200 feet west of the closest residence along West Creek Road. The EMF field 1,200 feet from this inverter would be zero at the residence. The other inverters and substation transformers are even farther from residences along West Creek Road. Therefore, no EMF from the Project inverters and substation transformers would reach the homes along West Creek Road. Residences outside other portions of the Project area are even further away and therefore will also not be affected.

The linear AC power lines within the Project will also produce low levels of AC EMF. The 34.5-kV AC collector lines running from the inverters to the Project substation will be buried underground and will thus produce very low levels of EMF fields due to the earth absorbing the electric fields and phase cancellation of both electric and magnetic fields. The 34.5-kV AC collector line will be a minimum of 1,200 feet from the closest residences along West Creek Road, and the EMF from the collector line will drop to zero well before reaching these homes.

The 115-kV overhead generation-tie line extending from the Project substation to the Dominion Energy transmission line at either of the two alternate locations in the northern portion of the Project area will produce low levels of EMF. However, these EMF fields will quickly dissipate to background levels within a few hundred feet from the 115-kV line. Since the 115-kV power line will be at least 4,000 feet from the closest residences along West Creek Road, the EMF from the 115-kV power line will drop to zero well before reaching the homes along West Creek Road. The net result will be that the total level of EMF from the Project will be zero at the residences along West Creek Road and at any other residences that are further away.

These levels of EMF can be compared to EMF levels from common household appliances that we are all exposed to every day. The levels of magnetic fields from common household appliances are shown in Figure 2. These levels of magnetic field commonly experienced within a home are far higher than the levels that would be experienced within a residence from a field that originates from the solar facility.

Some states, including New York and Florida, have adopted EMF exposure standards for members of the general public for power lines constructed within their jurisdiction. However, neither the Commonwealth of Virginia nor the federal government have adopted acceptable EMF public exposure standards for power lines. Therefore, no public EMF exposure standards apply to the Amelia Energy Facility Project.

Sources of Magnetic Fields (mG)*

	Distance from source 6"	1'	2'	4'
Kitchen Sources				
BLENDERS				
Lowest	30	5	–	–
Median	70	10	2	–
Highest	100	20	3	–
CAN OPENERS				
Lowest	500	40	3	–
Median	600	150	20	2
Highest	1500	300	30	4
COFFEE MAKERS				
Lowest	4	–	–	–
Median	7	–	–	–
Highest	10	1	–	–
DISHWASHERS				
Lowest	10	6	2	–
Median	20	10	4	–
Highest	100	30	7	1
FOOD PROCESSORS				
Lowest	20	5	–	–
Median	30	6	2	–
Highest	130	20	3	–
GARBAGE DISPOSALS				
Lowest	60	8	1	–
Median	80	10	2	–
Highest	100	20	3	–
MICROWAVE OVENS* **				
Lowest	100	1	1	–
Median	200	4	10	2
Highest	300	200	30	20
MIXERS				
Lowest	30	5	–	–
Median	100	10	1	–
Highest	600	100	10	–

	Distance from source 6"	1'	2'	4'
Kitchen Sources				
ELECTRIC OVENS				
Lowest	4	1	–	–
Median	9	4	–	–
Highest	20	5	1	–
ELECTRIC RANGES				
Lowest	20	–	–	–
Median	30	8	2	–
Highest	200	30	9	6
REFRIGERATORS				
Lowest	–	–	–	–
Median	2	2	1	–
Highest	40	20	10	10
TOASTERS				
Lowest	5	–	–	–
Median	10	3	–	–
Highest	20	7	–	–
Bedroom Sources				
DIGITAL CLOCK****				
Lowest		–	–	–
Median		1	–	–
High		8	2	1
ANALOG CLOCKS (conventional clockface)****				
Lowest		1	–	–
Median		15	2	–
Highest		30	5	3
BABY MONITOR (unit nearest child)				
Lowest	4	–	–	–
Median	6	1	–	–
Highest	15	2	–	–

Figure 2. Magnetic Field Exposure from Common Household Appliances[1]

Dirty Power

Some have expressed concern that the operation of solar electric systems produce "dirty" power. Dirty power is electricity that contains high radio frequency (RF) noise in addition to pure 60-Hz electric power. "Dirty" power is not usually produced by utility scale power generators because they are typically subject to national power quality standards[2] for conducted or radiated higher frequency emissions from their systems. However, many smaller consumer electronic devices are exempt from these standards due to their small size. These consumer devices can produce higher frequency noise that results in "dirty" power. Such small consumer devices include

[2] The Institute of Electrical and Electronics Engineers (IEEE) sets standards for the power and energy industry. IEEE 1547 is a widely adopted standard addressing the performance, operation, testing, safety considerations, and maintenance of a grid interconnection.

personal computers, electric razors, electric power tools, florescent light bulbs, light dimmer switches, etc. Also, smaller consumer sized “square wave” or “modified sine wave” inverters used in residential home solar systems have limited filtering and can cause non sinusoidal voltage waveforms, which can cause significant issues with other consumer equipment such as microwaves or power tools.

In contrast, large commercial multi-step inverters such as those proposed for installation at the Project include adequate high-frequency voltage filtering, resulting in a near-perfect sine wave with very low harmonic distortion. The power output of the Project inverters will be a 60-Hz sine wave with very low harmonic distortion since the inverters are designed to have a Total Current Harmonic Distortion (THD) of less than 1.2 percent. This THD level is less than the standard set by IEEE 1547 (an industry standard that applies to the power output from these inverters), which sets the THD limits for equipment to a total of 5 percent across all frequencies. Therefore, the actual harmonic distortion from the Project inverters easily complies with the IEEE 1547 standard as the THD is less than 1.2 percent, and no further high frequency filtering will be required to condition the 60-Hz output power from the inverters. In addition, the electricity produced by the inverters will transmit through the medium- and high-voltage transformers located within the Project substation. These transformers will effectively block high-frequency noise by filtering the electricity to smooth 60-Hz sinewaves before it is delivered to the grid.

The inverters that Amelia Energy Facility plans to use to convert the DC electricity from the solar panels to 60 Hz AC electric power will use high frequencies in their operation; however, the frequencies used are less than 1 megahertz and therefore do not cause interference with higher frequency communications (radio, TV, or cell phones). The inverters will meet RF radiation standards for a Class B digital device as required by part 15 of the Federal Communications Commission Rules (Code of Federal Regulations Title 47, Part 15). These limits are designed to provide reasonable protection against harmful RF interference to electronic devices in a nearby residence. Since the inverters are designed to operate without interference near a residence, and the nearest residence to a Project inverter is 1,200 feet away, any low level of RF produced by the inverter will dissipate near the inverter within the Project boundaries and will not be measurable or noticeable at the Project boundary or at the nearest residence.

Cardiac Pacemakers

A cardiac pacemaker is an electronic device that is implanted into a patient to sense the cardiac activity of the heart and then send a signal to the heart that provides an appropriate pacing of the heart. The functioning of a cardiac pacemaker can be compromised by exposure to extremely high electromagnetic fields, generally of 100 mG or higher. Modern pacemakers are protected against this kind of interference by shielding of the device and in the operation of the pacemaker. Depending on the strength of the electromagnetic field, a transient effect on the pacemaker in the vicinity of electrical devices such as a handheld electric drill or other electric appliance, which produces an extremely high magnetic field, is possible. In this case, the pacemaker cannot deliver a pacing pulse or unnecessarily accelerates the heart rhythm. When exposed to these very high EMF fields, the pacemaker is prevented from delivering appropriate pacing signals to the heart. In this case, some pacemakers are designed to start pacing the heart with a steady asynchronous pacing rhythm, such as 60 beats per minute, until the high-level EMF is removed. When this happens, the pacemaker returns to normal function.

The levels of EMF necessary to interfere with a modern cardiac pacemaker are far higher than the levels that will be produced by the solar farm. This includes EMF levels next to the power lines and inverters within the solar farm as well as the transmission tie line that connects the solar facility to the Dominion Energy transmission grid. EMF levels from the Project will not cause interference to a modern properly operating pacemaker.

Note:

This memo was authored by Dr. Robert Pearson, a nationally recognized expert concerning environmental issues in the electric utility industry. Dr. Pearson has over 45 years of experience in environmental and technical engineering, regulatory review and assessment, preparation of industrial compliance policy, and environmental consulting.

Resumes

EXPERIENCE SUMMARY

Dr. Pearson is currently a Senior Project Manager in the Denver operations staff of Tetra Tech, Inc. with responsibility for developing programs to respond to clients in all areas of environmental services, with a particular emphasis to clients in the electric utility industry. Dr. Pearson has over 45 years of experience studying the health effects of electric and magnetic fields (EMF) from powerlines. He has published original scientific research on the issue of EMF and childhood cancer and is qualified as an EMF technical expert in courtroom testimony and regulatory public hearings (PUC). To date, Dr. Pearson has participated in over 100 public workshops regarding proposed transmission line projects. Previously, Dr. Pearson has Chaired the EMF Health Studies Task Force of the Electric Power Research Institute, an industry advisory committee that directs the EMF health studies research program; the largest such basic EMF research program in the world. Dr. Pearson also served as Vice Chairman of the Electric and Magnetic Fields Task Force for the Edison Electric Institute. Lastly, Dr. Pearson managed utility company participation in two, state-of-the-art, epidemiological research studies on the relationship between electric power lines and the occurrence of childhood cancer. Much of the data required for the studies were provided from company data files and the overall design and execution of both studies was critiqued for its correctness and appropriateness.

Education

Professional Geophysical Engineer, Colorado School of Mines, 1968.

M.S., Remote Sensing of Natural Resources, Colorado State University, 1971.

Ph.D., Remote Sensing of Natural Resources, Colorado State University, 1973.

Area of Expertise

Electric and Magnetic Fields (EMF)

Training/Certifications

Registered Professional Engineer Colorado (Issued 1977, #12582)

Office

Denver, CO

Years of Experience

45

Years within Firm

7

SELECTED PROJECT EXPERIENCE

Senior Technical Advisor, Dominion Energy, Coastal Virginia Offshore Wind Commercial Project (2019 - Present) Dr. Pearson Oversaw the analyses of EMF exposure from offshore export cables and onshore transmission to the point of interconnection located in Chesapeake, VA.

Senior Technical Advisor, Avangrid Renewables, Kitty Hawk Offshore Wind Project (2019 - Present) Dr. Pearson Oversaw the analyses of EMF exposure from offshore export cables and onshore transmission to the point of interconnection located in the Hampton Roads region of Virginia.

Senior Technical Advisor, Equinor, Empire Wind I and II Projects (2017 - Present) Dr. Pearson Oversaw the analyses of EMF exposure from offshore export cables and onshore transmission to the points of interconnection located in New York.

Senior Technical Advisor, Next Era Energy Resources Wheatridge Wind Energy Facility, Oregon (2019). Provided EMF analyses for transmission lines serving the Wheatridge Wind Energy Project,

Project Manager, Tri State Generation and Transmission Association 300 MW Rattlesnake Ridge Wind Project (2019). Provided EMF analyses for transmission lines and high voltage switchyard serving the Rattlesnake Ridge Wind Project, Weld County, Colorado.

Project Manager, Xcel Energy, 1775 MW Rush Creek Wind Projects (2016–2018). Provided EMF analyses for transmission lines serving the Rush Creek Wind Project and the Shortgrass Switching Station for the wind farm in Lincoln County, Colorado.

Project Manager, Eastern Plains Transmission Project (EPTP), Western Area Power Administration and Tri State (2007, 2008) Dr. Pearson represented WAPA and Tri State in over 30 public workshops (on EPTP) in Colorado and Kansas, to discuss the issue of EMF with members of the public and public officials.

Project Manager, Xcel Energy and Tri State Generation and Transmission Association transmission line projects. Dr. Pearson represented both utilities at public meetings on the construction of several new or upgraded 115, 230 and 345 kV electric transmission lines in Colorado. Similarly, he has also represented other electric utilities in New Mexico, Utah, California and Florida over the last twenty years.

Introduction

One of the first utility-scale solar projects constructed in Virginia was constructed in Powhatan County in two phases from April 2016 to December 2017. This project is near two recently developed neighborhoods: Fighting Creek and Mill Station. These communities include parcels directly adjacent to the solar project, and houses as close as 600 feet from the project's limits of development. Home sales in these neighborhoods are a good comparison for the Amelia Energy Facility, due to the neighborhoods' proximity to Amelia County and a similar landscape.

Findings

We used a simple "price per square foot" value to track house sales in the area in recent history. The sale prices have steadily increased over time and the permitting and construction of the solar project do not seem to have affected the trend:

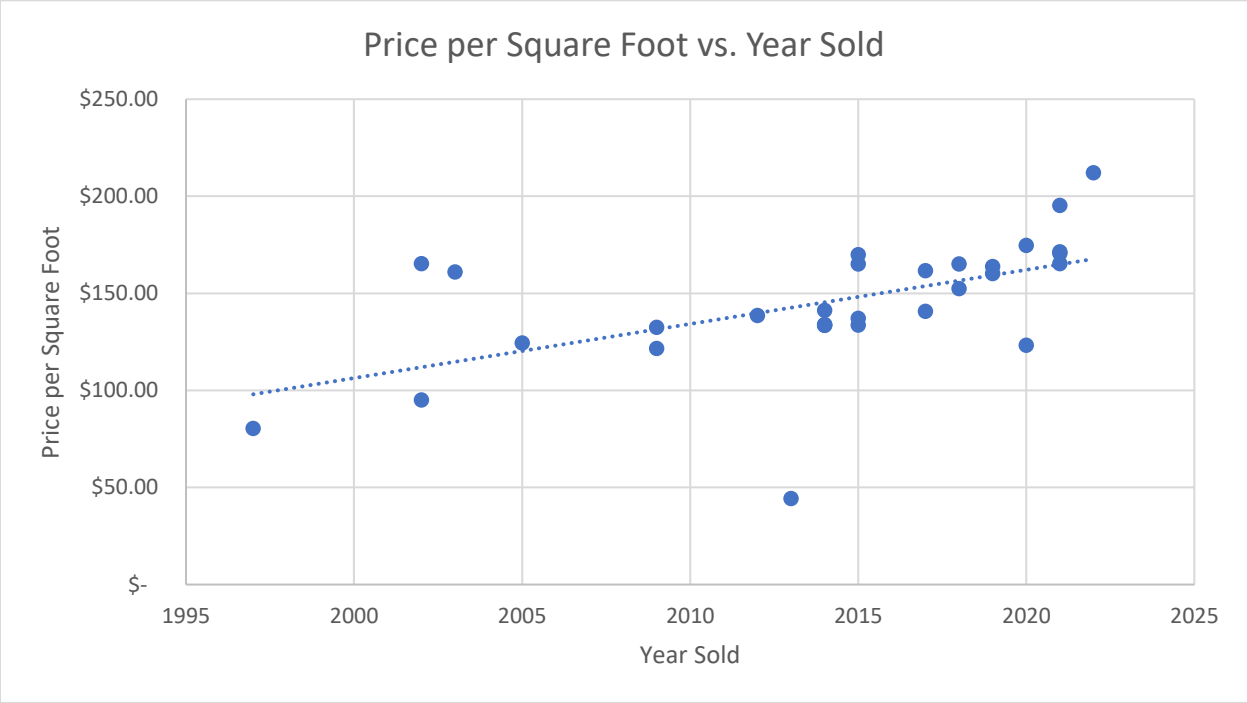

Re-Sales

Two homes in these neighborhoods sold both before and after construction of the Solar Facility: 3960 and 3950 Mill Station Drive. These homes, located immediately east of the project, were constructed in 2008 and 2013. Both homes initially sold in 2014 for $324,000 and $620,000, respectively. Both saw increases in the post-project sale: 3960 sold for $364,900 in 2018 (12.6% increase over four years), and 3950 sold for $795,000 in 2021 (28.2% increase over seven years). These increases appear to be in line with the increase in sale prices on other homes in the neighborhoods.

3950 Mill Station Drive

3960 Mill Station Drive

Diagram

In the example from Powhatan County, the construction and operation of the solar project does not appear to have affected home values in the Fighting Creek and Mill Station neighborhoods.

Table 1: Summary

Dates of Sale	#	Avg. Sale Price	Avg. $/sq.ft.
Before 2016 (Pre Construction; median year 2011)	17	328,888.20	130.06
2016-2017 (Mid-Construction; both sales 2017)	2	324,567.00	152.96
After 2017 (Post-Construction; median year 2019)	11	431,597.10	168.54

Impact of Solar Development on Property Values - Powhatan County

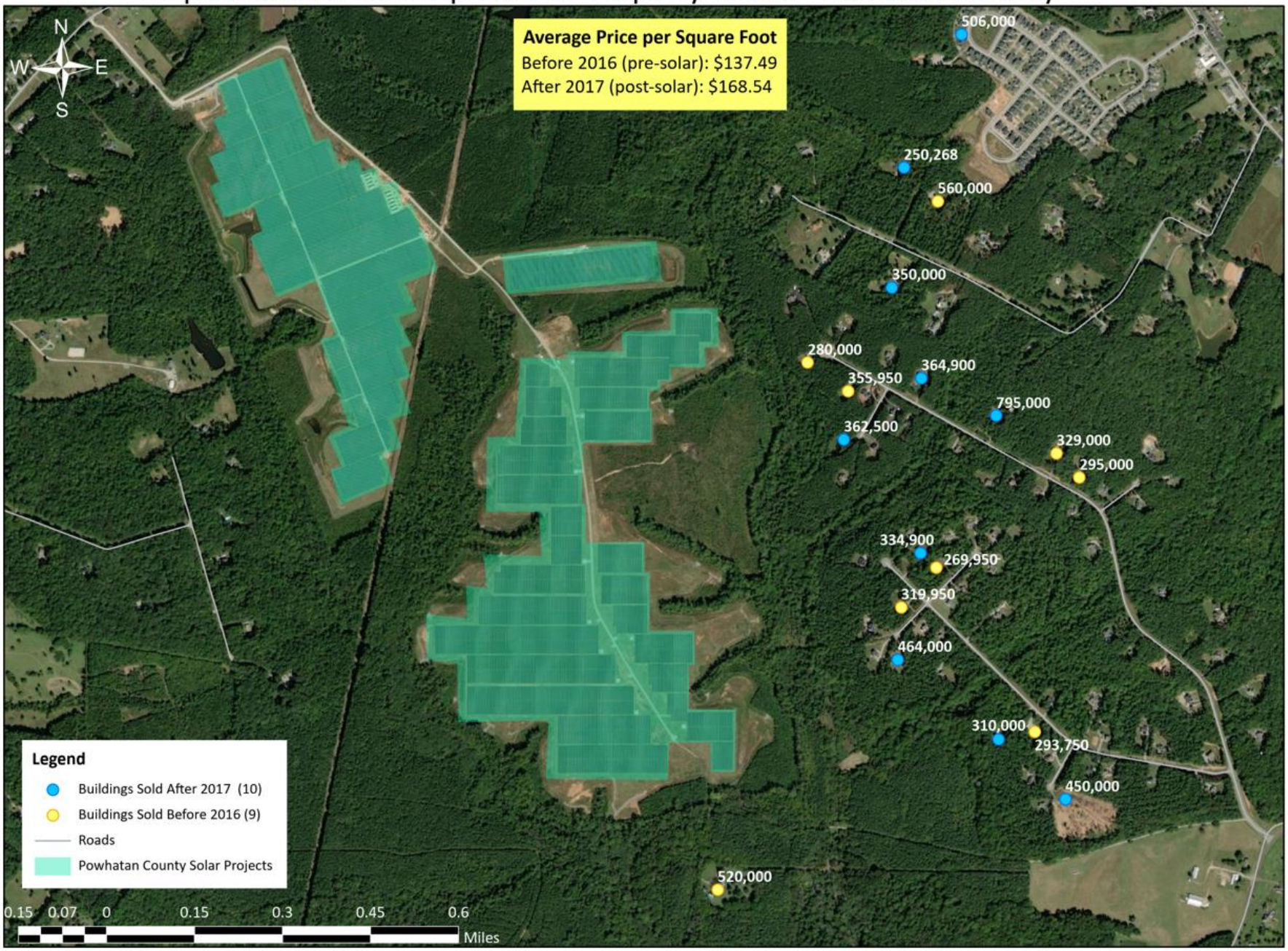

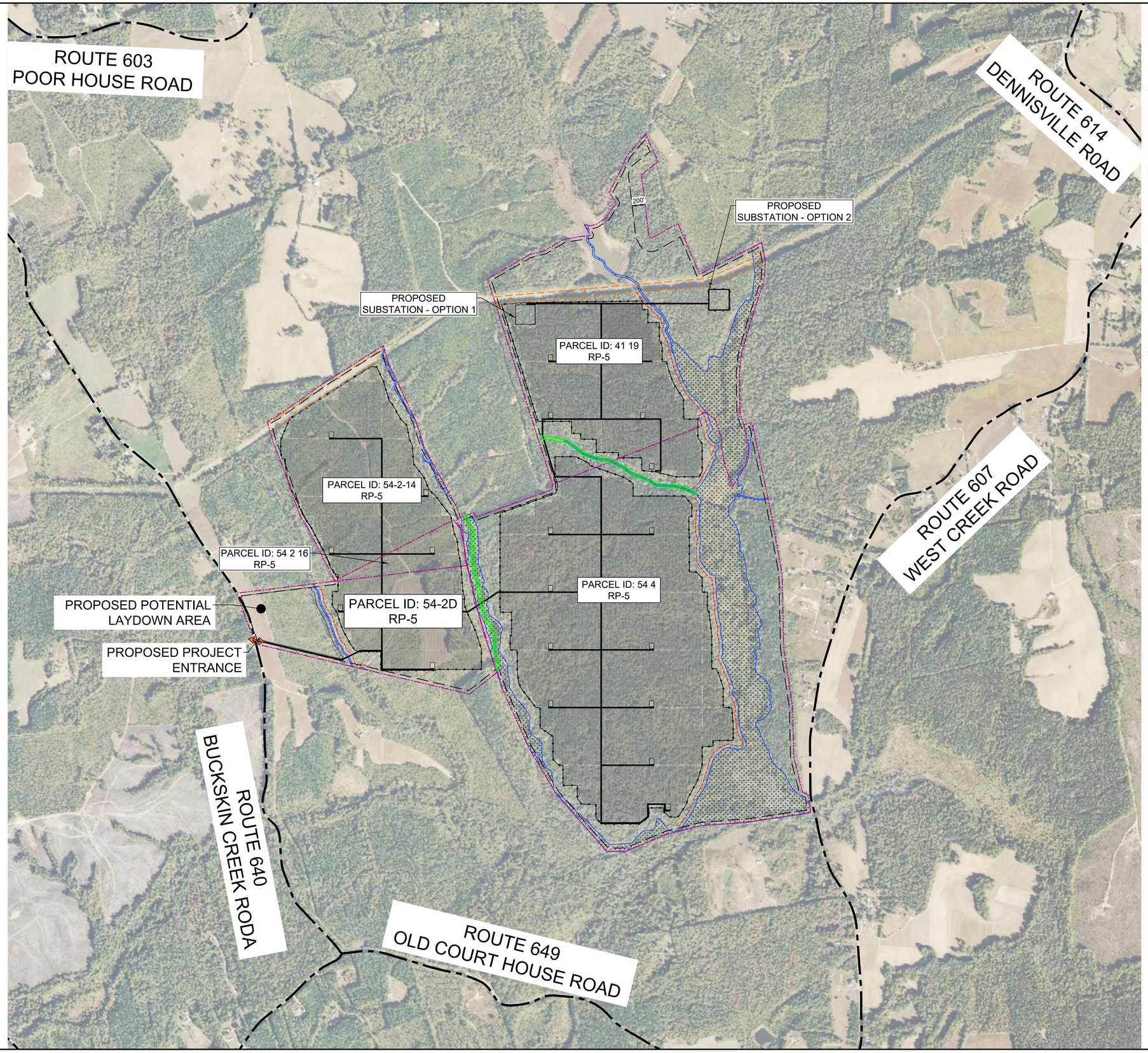

NORTH

GRAPHIC SCALE IN FEET
0 350 700 1400

LEGEND:

- PARCEL BOUNDARY
- VARIABLE WIDTH PROPERTY LINE SETBACK: 100' FROM ROAD FRONTAGE OR 50' ON SIDE AND REAR (UNLESS OTHERWISE NOTED)
- NWI WETLANDS
- 50' WETLAND RIPARIAN BUFFER
- WILDLIFE CORRIDORS
- PUBLIC RIGHT OF WAY CENTERLINE
- EXISTING DOMINION 115KV LINE
- PROPOSED ACCESS ROADS
- PROPOSED INGRESS/EGRESS
- PROPOSED FENCE
- PROPOSED INVERTERS
- PRELIMINARY LOCATIONS OF PROPOSED SOLAR EQUIPMENT

NOTES:

1. EQUIPMENT LOCATIONS AND ACCESS POINTS SHOWN WITHIN THESE PLANS ARE CONCEPTUAL AND MAY CHANGE DURING FINAL ENGINEERING DESIGN AND VDOT APPROVAL.
2. IN FINAL DESIGN, THE PROJECT WILL FENCE NO MORE THAN 635 ACRES.
3. PROPOSED CONSTRUCTION LAYDOWN AREA WILL BE LOCATED ON PARCEL 54-2D.
4. A MINIMUM 25' VEGETATIVE SCREENING BUFFER WILL BE MAINTAINED ALONG EXTERIOR PERIMETER OF FENCED AREAS.

No.	REVISIONS	DATE	BY
1	PLANNING COMMISSION COMMENTS	11/29/21	BAH
2	PROJECT AREA REVISIONS	02/24/22	BAH
3	SITE PLAN REVISIONS	05/06/22	SAH

Kimley»Horn

© 2021 KIMLEY-HORN AND ASSOCIATES, INC.
11400 COMMERCE PARK DR., SUITE 400
RESTON, VA 20191
PHONE: 703-674-1300
WWW.KIMLEY-HORN.COM

NOT FOR CONSTRUCTION

KHA PROJECT 110188004
DATE 9/29/2021
SCALE AS SHOWN
DESIGNED BY SAH
DRAWN BY CJC
CHECKED BY SMM

REVISED
PRELIMINARY PLAN

AMELIA SOLAR ENERGY FACILITY
PREPARED FOR
AMELIA ENERGY FACILITY, LLC
AMELIA COUNTY VIRGINIA

SHEET NUMBER
EX-02

Plotted By:Huong, Sophia Sheet Set:Kha Layout:EX-02 PRELIMINARY LAYOUT May 06, 2022 01:24:42pm K:\NVA_CIV\110188\04 - Amelia Solar\CAD\PlanSheets\Amelia Solar_Exhibit_Preliminary Layout.dwg
This document, together with the concepts and designs presented herein, as an instrument of service, is intended only for the specific purpose and client for which it was prepared. Reuse of and improper reliance on this document without written authorization and adaptation by Kimley-Horn and Associates, Inc. shall be without liability to Kimley-Horn and Associates, Inc.

September 30, 2021

Wesley Andrews
Amelia Energy Facility, LLC
939 Pearl Street, Suite 210
Boulder, CO 80302

RE: ***Amelia Energy Facility, LLC Decommissioning Plans Request***

Dear Mr. Andrews,

Pursuant to your request for a Decommissioning Memorandum and Cost Estimate associated with the Solar Project in Amelia County, VA, kindly refer to the following pages. Should you have any questions, please feel free to contact me directly.

Please contact me at 804-673-3882 or Nicholas.Robertson@Kimley-Horn.com should you have any questions or concerns.

Sincerely,
KIMLEY-HORN

Nicholas L. Robertson, P.E.
Task Manager

Kimley»Horn

September 30, 2021

Amelia County
Department of Community Development Planning & Zoning
P.O. Box A - 16360 Dunn Street, Ste.101
Amelia, VA 23002

RE: ***Amelia Energy Facility, LLC – Decommissioning Cost Estimate***
Kimley-Horn #110188004

Dear Members of the Department of Community Development:

The purpose of this letter is to provide a brief summary of Kimley-Horn's experience with solar energy facilities, the preparation of decommissioning costs associated with these facilities, and an overview of our estimating methodology.

Kimley-Horn has experience providing consultation on more than 30 GW of solar energy development across the country, ranging in size from <1 MW to over 500 MW. Many of these solar facilities are in North Carolina and Virginia.

There is little current data available regarding the actual costs to decommission a solar facility because there have been few (if any) decommissioned since the average expected life span of a solar facility is approximately 35 years. However, we have combined our extensive experience in estimating sitework construction costs with the experience of our solar energy clients in the construction of all aspects of these facilities to develop quantifiable and defendable unit costs.

Quantities for the racking system, solar modules, inverters, and transformers were provided to us by Amelia Energy Facility, LLC for this decommissioning cost estimate. Quantities for site-related items listed were estimated using the preliminary site plan. Salvage values of the various metal components were estimated using five-year average scrap metal prices for steel, and copper.

At the time of decommissioning, the owner of the solar farm will issue RFP's (Request for Proposals) to Recycling/Restoration companies to provide their bid to restore the site to its original conditions and sell the items of value to recyclers and dispose of items with no value in a landfill. The cost estimate for Year 5 shows that the cost to decommission the site is $6,646,339 excluding all salvage value and accounting for inflation utilizing a 1.5% inflation factor each year. Please see the attached Decommissioning Cost and Salvage Value estimates.

Please contact me at (804) 673-3882 or Nicholas.Robertson@kimley-horn.com should you have any questions or concerns.

Sincerely,
KIMLEY-HORN

Nicholas Robertson, P.E.

AMELIA ENERGY FACILITY, LLC
DECOMMISSIONING PLAN
SEPTEMBER 30, 2021

Purpose

This decommissioning plan is provided by Amelia Energy Facility, LLC (the "Project Company") and will detail the projected decommissioning demands associated with the proposed project.

The purpose of this decommissioning plan is to provide procedures and an opinion of probable construction cost for partial or full closure of the solar facility. Amelia County Code requires a decommissioning plan and performance guarantees to supplement plans submitted as part of a Special Exception Permit application package. This decommissioning plan details provisions for facility deconstruction and site restoration to satisfy the specific guidelines set forth in the County Code. This decommissioning plan shall take effect upon facility abandonment, discontinuation of operation, or expiration of the use permit as defined by Amelia County Code.

Site Location

Amelia Energy Facility, LLC proposes to build a photovoltaic (PV) solar facility ("Solar Facility") with a nameplate capacity of approximately 106 MW_{AC} ("Project"), in Amelia County, VA. The Facility is located on approximately 635 acres of land, bounded by Poor House Road to the north, West Creek Road to the east, Buckskin Creek Road to the west, and within tax parcel identification numbers 41-19, 54-4, 54-2D, 54-2-14, and 54-2-16 ("Property").

Anticipated Service Life of the Project

Unless the system is purchased by the County or other entity, the facility shall be decommissioned in accordance with this Decommissioning Plan ("Plan"), restoring the site to as close to its agreed-upon post-decommissioned state as practicably possible upon expiration or termination of the Power Purchase Agreement. The Solar Facility will have a maturity date of twenty (20) years but carries an expected useful lifetime of more than 30 years.

Decommissioning responsibilities include the removal of: any perimeter fences, any concrete or steel foundations, all metal structures (mounting racks and trackers), all photovoltaic (PV) modules, aboveground and underground cables, transformers, inverters, fans, switch boxes, fixtures, etc. and otherwise restoring the premises to its original position or mutually-agreed upon state. Other Plan activities include the management of materials and waste, projected costs, and a decommissioning fund agreement overview.

Decommissioning Risk Over the Lifecycle of a Project

The probability of an event that would lead to abandonment or long-term interruption is extremely low during the first 15 to 20 years of the Project life. Accordingly, the risk of decommissioning the Project is extremely low during this time frame. The reasons why the risk to decommission the Project is extremely low in the early phases of the Project include, but are not limited to:

- Project owners have sophisticated financing structures that allow the lender or tax equity partner to step in and rectify the event that may lead to abandonment.
- Most critical solar components have original equipment manufacturer (OEM) warranties with terms exceeding five years that include labor and parts. A warranty is an agreement or guarantee outlined by a manufacturer to a customer that defines performance requirements for a product or service. Warranties give customers a form of insurance if the purchased product or service does not adhere to quality standards. These warranties assure the Project owner, financing parties, and other stakeholders, that equipment will perform as expected which minimizes the risk of a decommissioning event. Average warranty lengths for critical solar components range from 5 to 10 years, with production warranties on solar panels extending to 20 to 25 years.
- Solar projects consist of many networked components designed to convert solar radiation into electrical energy. The failure of any single component will not result in a substantial reduction of energy generation that could lead to a decommissioning event.
- Solar projects are required to maintain replacement value property damage insurance coverage and business interruption insurance coverage. Business interruption insurance covers the loss of income that a business suffers after a disaster or equipment failure. Typical solar business interruption insurance covers income loss for twelve months from the date of the event triggering the loss.
- The replacement costs of solar components will typically decline over time, and accordingly, costs to replace failed or damaged equipment after lapsed OEM warranties will not create large financial hurdles for the Project.
- In the early stages of the Project, the resale value of the equipment is significantly higher than the decommissioning costs, resulting in a net positive (revenue).

Considering the reasons stated above, a decommissioning bond early in the life of a solar project life is not required to assure the coverage facility removal and site restoration costs.

Solar power is an increasingly popular form of renewable energy around the world and as an alternative to the burning of fossil fuels, solar ranks alongside wind and hydropower as essential energy options for the future of the planet. Solar also offers the additional benefit of being easier to build, operate, and decommission with minimal environmental risks. Recent rises in popularity and use can be linked to lower installation and operation costs and it is expected that this pattern will continue, further reducing the risk of a decommissioning event.

Decommissioning Risks Over Time

As previously noted, the probability of a decommissioning event that would lead to abandonment or long-term financial interruption is extremely low during the first 15 to 20 years of the Project life and accordingly, the financial risk to decommission the Project is also extremely low. A risk analysis approach is presented here for informational purposes only and has not been considered in the decommissioning cost estimates present in this Plan.

It is important to note that there are two aspects to consider when evaluating the risk for decommissioning the Project:

1. The risk of the need to decommission the Project as a whole (Project termination risk), and
2. The risk of failing to recuperate the cost of the decommissioning activities (decommissioning funding).

The most important concern for the County is the ability to recuperate the cost of decommissioning and restoration of the land to pre-Project conditions. The presence of a Power Purchase Agreement (PPA) in the first 20 years of the Project makes the likelihood of decommissioning very low during that time. The graph below summarizes the estimated decommissioning risk of cost recovery for the Project. The graph utilizes a “one percent” risk as the lowest risk; however, the financial value of the Project or equipment in the early years would far exceed the cost of the decommissioning and restoration activities and therefore, the graph is conservative.

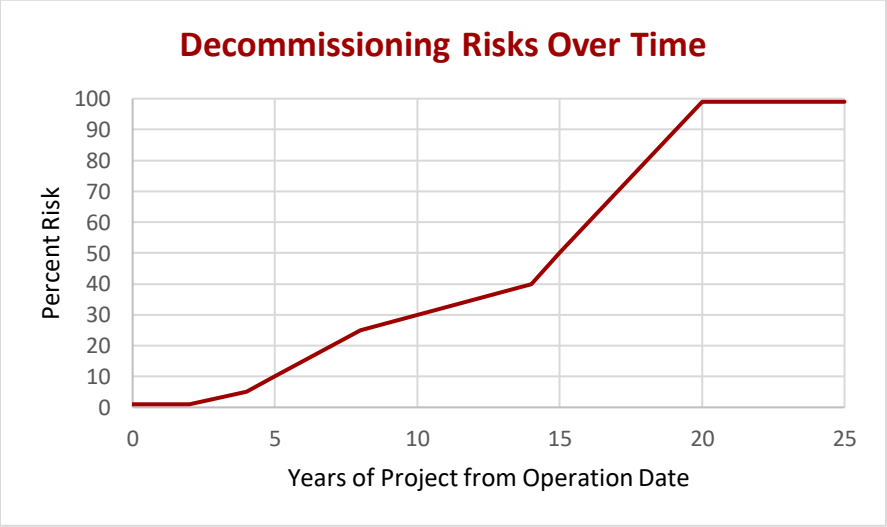

The factors taken into consideration in estimating the risk include, but were not limited to:

- Years 1-5 – Minimal Project termination or financial risk due to presence of PPA with guarantee to purchase power, resale of value components, component warranties, value of facility.
- Years 5-10 – Similar consideration of previous period, except minimal increased financial risk due to the decrease in resale value of used components and rise in technological improvements of new equipment in market.
- Years 10-15 – Similar consideration of previous period, with slightly increased risk as warranties start to expire. Value of equipment is still substantial but decreasing.
- Years 15-20 – Similar consideration of previous period, warranties continue to expire; value of equipment diminishes with age and technological improvements in market.
- Years 20-25 – PPA expires, Project termination and funding risks increase, value of equipment diminishes, and technological improvements in market. A rise in salvage value of removed equipment due to diminishing natural resources and improvements in the efficiency of recycling/extraction technologies will offset the cost of decommissioning.

Commencement of Decommissioning

This Plan assumes that the Facility will be decommissioned under any of the following conditions:

1. The land lease (including the exercise of any extension options) ends and will either not be renewed or a new lease will not be entered into for the Project.
2. The system does not produce power for sale for a consecutive 12-month period, except in the instance of a force majeure event in which the Project is being repaired and/or restored.
3. The system is damaged and will not be repaired or replaced.

Removal of Nonutility Owned Equipment

To decommission the Solar Facility, the Project will include at a minimum:

- Disconnection from the utility power grid
- Removal of all Facility components: panels, inverters, wire, cable, combiner boxes, transformers, racks, trackers, tracker motors, substations, etc.
- Removal of all non-utility owned equipment (at point of interconnection), conduits, structures, fencing, and foundations to a depth of at least three feet below grade.
- Restoration of property to a condition reasonably similar to its condition prior to Facility installation, or as initially agreed upon.
- Plant vegetation suitable for the location, native to the region, and which matches surrounding vegetation.

The owner of the leased property may request in writing for certain items to remain, e.g., access roads.

This decommissioning plan is based on current best management practices and procedures. This Plan may be subject to revision based on new standards and emergent best management practices at the time of decommissioning. Permits will be obtained as required and notification will be given to necessary stakeholders prior to decommissioning.

The decommissioning process will maximize the recycling, reuse and salvage of applicable facility components, which are outlined in the opinion of probable construction costs. Based on the extent of decommissioning, prior to beginning construction activities, the developer will submit applicable demolition and construction plans and permit applications which will outline the schedule and extents of demolition. Decommissioning activities will not begin prior to issuance of approved permits by local regulatory agencies with appropriate jurisdiction.

Restoration of Property

In order to adequately restore the site to its previous condition, documentation using pre-construction video and/or digital photography will be performed prior to construction activities. This information will be reviewed prior to preparation of decommissioning demolition documents and included in the submittal to the County. Pre-construction documentation will also consist of detailed descriptions of existing vegetative and soil conditions as well as existing topography and drainage patterns.

At the time of decommissioning, the Project Company will restore the Solar Facility to a meadow-like condition. All waste and excess materials will be disposed of in accordance with municipal, provincial and federal regulations. Waste that can be recycled under municipal programs will be recycled accordingly. Provided, however, the Project Company shall not be required to replace any structures that were removed to build the Solar Facility.

The restoration will consist of de-compaction of the topsoil by disking or tilling and re-vegetation of the property. Mass grading is not anticipated since the initial project will not alter topography significantly. At the end of the project the area will be seeded and fertilized with native vegetation as needed to return the site to as close as practicable to original or initially agreed-upon condition. Landscaping and entrance will remain following site restoration. The future use of the land will be determined at the time of decommissioning. Deciding factors will be influenced by County land use and comprehensive plans and regulations at such time in the future.

The developer will coordinate with the County to monitor vegetation and drainage following restoration until permanent vegetation is established. Erosion and sediment control, re-seeding, soil stabilization, weed control and fertilization will be provided by the developer as needed until the site is stabilized and approved to be completed by the County.

Upon completion of the site restoration, a final report of activities will be submitted to the County documenting the process and results.

Time Period to Complete Decommissioning

The Project Company will have twelve (12) months from the date decommissioning commences to complete decommissioning. Provided, however, the Project Company shall be able to request an extension if it is in good faith diligently decommissioning and is delayed due to weather conditions or other items outside its control.

Party Responsible for Decommissioning

The Project Company is responsible for this decommissioning, provided however that the Project Company may contract with a third-party to perform the decommissioning on its behalf. Nothing in this plan relieves any obligation that the real estate property owner may have to remove the Facility as outlined in the Special Exception Permit in the event the operator of the Facility does not fulfill this obligation.

Decommissioning Cost Estimate and Bonding

An engineer's opinion of probable construction cost and analysis of material salvage value were prepared as part of this decommissioning plan. Exhibit A summarizes the probable costs and salvage values associated with decommissioning. Exhibit B summarizes probable costs associated with decommissioning exclusive of salvage values. Exhibit C summarizes probable costs associated with trucking panels to approved recycling facilities.

Amelia County Code requires Amelia Energy Facility, LLC to provide a faithful performance bond as a financial guarantee for proper decommissioning. This bond is separate from, and in addition to, performance bonding submitted for permitting. Furthermore, Amelia Energy Facility, LLC will be required to submit detailed engineering plans at the time of decommissioning, and obtain construction permits as required by appropriate authorities.

Expenses associated with decommissioning the Project will be dependent on labor costs at the time of decommissioning. For the purposes of this report, current RSMeans data was used to estimate labor, material, and equipment expenses. Inflation of the labor costs were factored into the estimates using an inflation rate of 1.5% per year.

Total probable cost of decommissioning in Year 5 is estimated to be **$6,646,339.**

Resale/Salvage Value Estimate

There is a robust secondary market for resale of solar PV panels worldwide and a network of facilities available for recycling panels. Solar PV panels are estimated to degrade less than 0.5% per year, meaning they're expected to operate at 90% of capacity after 20 years. Panel manufacturers will guarantee the performance for each individual module and replace defective modules per the terms of warranty. Panels can therefore be sold for a price higher than their scrap value.

In general, the highest component value would be expected at the time of construction with declining value over the life of the Project. Over most of the Project's life, components such as the solar panels could be sold in the wholesale market for reuse or refurbishment. As panel efficiency and power production decrease due to aging and/or weathering, the resale value will decline accordingly. Secondary markets for used solar components include other utility scale solar facilities with similar designs that may require replacement equipment due to damage or normal wear over time; other buyers (e.g., developers, consumers) that are willing to accept a slightly lower power output in return for a significantly lower price point when compared to new equipment. The solar facility's additional supporting components, such as inverters, transformers, racking and piles, can be dismantled and resold for scrap value. Inverters and transformers are comprised of salvageable materials such as copper, aluminum, and silver. Piles and other steel components can likewise be recovered and

salvaged. Resale values at the end of Year 5 for equipment of significant value were calculated with straight-line depreciation after an instant depreciation of the original material cost.

A current sampling of reused solar panels indicates a wide range of pricing depending on age and condition ($0.10 to $0.50 per watt). Future pricing of solar panels is difficult to predict currently, due to the relatively young age of the market, changes to solar panel technology, and the ever-increasing product demand. A conservative estimation of the value of solar panels in Year 5 at $0.18 per watt would yield approximately $18,575,061. Increased costs of removal, for resale versus salvage, would be expected to preserve the integrity of the panels; however, the net revenue would still be substantially higher than the estimated salvage value.

The resale value of components such as trackers, may decline more quickly; however, the salvage value of the steel that makes up a larger portion of the tracker is expected to stay at or above the value used in this report.

The market value of steel and other materials fluctuates daily and has varied widely over the past five years. Salvage value estimates were based on an approximate five-year-average price of steel and copper derived from sources including on-line recycling companies and United States Geological Survey (USGS) commodity summaries. The price used to value the steel in this report is $312 per ton. The price used to value copper in this report is $3.09 per lb.

Total probable salvage value of decommissioning in Year 5 is estimated to be $**23,302,838.**

EXHIBIT A

Amelia Solar
Amelia County, VA
Decommissioning Estimate Pro Forma w/ Salvage

The Engineer has no control over the cost of labor, materials, equipment, or over the Contractor's methods of determining prices or over competitive bidding or market conditions. Opinions of probable costs provided herein are based on the information known to Engineer at this time and represent only the Engineer's judgment as a design professional familiar with the construction industry. The Engineer cannot and does not guarantee that proposals, bids, or actual construction costs will not vary from its opinions of probable costs. LS = Lump Sum, HR = Hours, EA = Each, LF = Linear Feet.

Item	Quantity	Unit	Unit Price	Total Price
Mobilization	1	LS		$285,620
Supervision	210	HR	$74.00	$15,540
Temporary Facilities	1	LS		$35,420
Safety	1	LS		$24,000
Legal Expenses	1	LS		$6,290
General Liability Insurance	1	LS		$25,710
Contractor's G&A	1	LS		$48,560
Contractor's Profit	1	LS		$16,000
SWPPP, Erosion Control Measures	1	LS	$663,000.00	$663,000
Seeding	49	Ac	$1,758.15	$86,149
Tilling 6" topsoil/scarifying access road and rough grading existing soil	29	Ac	$1,015.69	$29,455
Remove and Recyle Chainlink Fence, 12' High	84,905	LF	$4.23	$284,629
Disconnection and Demolition of Switchyard/Substation Equipment	2	EA	$79,132.30	$126,612
Removal and Recycle AC Cables	55,395	LF	$0.14	($117,581)
Remove and Recycle DC Cables	7,546,159	LF	$0.11	$711,583

Backfill AC and DC trenches	810,011	LF	$0.19	$153,647
Remove and Recycle Inverters	34	EA	$342.99	($171,938)
Removed and Recycle Photovoltaic Modules	443,700	EA	$3.04	($17,226,213)
Remove and Recycle Piles (10' W6x7 piles @ 25' OC assumed)	70,992	EA	$6.49	($779,634)
Remove and Recycle Support Assemblies	8,179,151	LB	$0.19	$314,585
Contaminated Soils Testing	1	LS		$2,000
Reclamation Monitoring and Maintenance	1	LS		$5,000
			Subtotal:	($15,461,567)
			Inflation (1.5%/year):	($1,194,932)
			Total:	($16,656,499)

Notes:

1. A site of similar size was used to derive potential quantities for erosion and sediment control(scaling 36MW to 147MW). Quantities were determined by comparing "unit/MW" quantities directly.
2. Labor productivity and unit rates were derived from RSMeans Online (Heavy Construction, 2020 data).
3. Material salvage values were based off of a 5-year average of US salvage exchange rates.
4. Equipment rental rates were determined from local rental facilities.
5. Photovoltaic Module material salvage rate is based on straight-line depreciation of modules (-0.5%/year): See Figure 1 in Appendix A of the Decom. Narrative
6. For PV Module Removal/Recycle labor and equipment costs are computed at present values, while salvage value is computed at 5 year depreciated values.
7. Material salvage values were determined using the most prevalent salvageable metal in each component: Copper Wire @$0.15/LF (AC and DC Cables) and Steel @ $0.87/LF of fence, @ $1.09/pile, and @ $0.16/LB.
8. Inverter resale value is dependent on the assumption that all inverters will be decommissioned and resold half way through their useful life (every 5 years).
9. Labor, material, and equipment rates are based on the RSMeans City Cost Index (CCI) for Farmville, VA.

EXHIBIT B

Amelia Solar
Amelia County, VA
Decommissioning Estimate Pro Forma w/o Salvage

The Engineer has no control over the cost of labor, materials, equipment, or over the Contractor's methods of determining prices or over competitive bidding or market conditions. Opinions of probable costs provided herein are based on the information known to Engineer at this time and represent only the Engineer's judgment as a design professional familiar with the construction industry. The Engineer cannot and does not guarantee that proposals, bids, or actual construction costs will not vary from its opinions of probable costs. LS = Lump Sum, HR = Hours, EA = Each, LF = Linear Feet.

Item	Quantity	Unit	Unit Price	Total Price
Mobilization	1	LS		$285,620
Supervision	210	HR	$74.00	$15,540
Temporary Facilities	1	LS		$35,420
Safety	1	LS		$24,000
Legal Expenses	1	LS		$6,290
General Liability Insurance	1	LS		$25,710
Contractor's G&A	1	LS		$48,560
Contractor's Profit	1	LS		$16,000
SWPPP, Erosion Control Measures	1	LS	$663,000.00	$663,000
Seeding	49	Ac	$1,758.15	$86,149
Tilling 6" topsoil/scarifying access road and rough grading existing soil	29	Ac	$1,015.69	$29,455
Remove and Recyle Chainlink Fence, 12' High	84,905	LF	$4.23	$358,802
Disconnection and Demolition of Switchyard/Substation Equipment	2	EA	$79,132.30	$158,265
Removal and Recycle AC Cables	55,395	LF	$0.14	$7,565
Remove and Recycle DC Cables	7,546,159	LF	$0.11	$836,729

Backfill AC and DC trenches	810,011	LF	$0.19	$153,647
Remove and Recycle Inverters	34	EA	$342.99	$11,662
Removed and Recycle Photovoltaic Modules	443,700	EA	$3.04	$1,348,848
Remove and Recycle Piles (10' W6x7 piles @ 25' OC assumed)	70,992	EA	$6.49	$460,738
Remove and Recycle Support Assemblies	8,179,151	LB	$0.19	$1,590,533
Contaminated Soils Testing	1	LS		$2,000
Reclamation Monitoring and Maintenance	1	LS		$5,000
			Subtotal:	$6,169,533
			Inflation (1.5%/year):	$476,806
			Total:	$6,646,339

Notes:

1. A site of similar size was used to derive potential quantities for erosion and sediment control(scaling 36MW to 147MW). Quantities were determined by comparing "unit/MW" quantities directly.
2. Labor productivity and unit rates were derived from RSMeans Online (Heavy Construction, 2020 data).
3. Material salvage values were based off of a 5-year average of US salvage exchange rates.
4. Equipment rental rates were determined from local rental facilities.
5. Photovoltaic Module material salvage rate is based on straight-line depreciation of modules (-0.5%/year): See Figure 1 in Appendix A of the Decom. Narrative
6. For PV Module Removal/Recycle labor and equipment costs are computed at present values, while salvage value is computed at 5 year depreciated values.
7. Material salvage values were determined using the most prevalent salvageable metal in each component: Copper Wire @$0.15/LF (AC and DC Cables) and Steel @ $0.87/LF of fence, @ $1.09/pile, and @ $0.16/LB.
8. Inverter resale value is dependent on the assumption that all inverters will be decommissioned and resold half way through their useful life (every 5 years).
9. Labor, material, and equipment rates are based on the RSMeans City Cost Index (CCI) for Farmville, VA.

EXHIBIT C

Amelia Solar
Amelia County, VA
Panel Trucking Costs

$/mo/truck rental	$	4,000
$/mo/truck labor (FT+benefits)*	$	5,000
$/mo/truck maintenance	$	500
$/mo/truck insurance	$	1,000
Total $/mo/truck cost	$	10,500.00
$/gallon gas	$	3.00
miles /gallon		8
Mileage (Amelia County, VA to Raleigh, NC) roundtrip		260
Total fuel cost per trip	$	97.50
Capacity in tons per trip		40
total number of panels		133,002
panel weight (tons)		3,990
Misc. Waste (tons)		20
Total trips		101
Loading/unloading hours per trip		1
road hours per trip		12.0
hours per day		10
days/month		21
trips per month per truck		16.2
Total truck months		7
Subtotal of Truck and Labor Cost	$	73,500
Fuel Cost	$	9,848
Total Trucking Cost	**$**	**83,348**

*Assumes truck labor only works half of the month at standard heavy truck operator rates

LAND MANAGEMENT PLAN
NATIVE GRASS AND FORB HABITAT
AMELIA SOLAR PROJECT

The purpose of this Land Management Plan (LMP) is to provide guidelines for maintaining areas of native grass within the Amelia Energy Facility. This plan incorporates Integrated Vegetation Management (IVM) concepts to ensure best practices are utilized throughout the project life. Unlike traditional naturalized seed mixes containing turfgrass or pasture type forage grasses and legumes, native grass habitat seed mixes contain forbs (flowering plants) and native grasses. Additional steps must be taken during the initial years of establishing native grass habitat from seed that may be different or absent from traditional naturalized grass and legume pasture mixes. Without implementing the monitoring and maintenance guidelines discussed in this LPM, the likelihood of successful native grass and forb habitat establishment is decreased. When performed correctly, the long-term maintenance needs of native grass and forb habitat are generally less than traditional solar maintenance needs.

LMP involve the use of various types of vegetation management treatments including removing, pruning, and mowing undesirable vegetation to allow native plants to thrive. The overall goal of LMP is to develop site-specific, environmentally sensitive, and cost-effective solution to vegetation control, while still meeting the goal of creating and maintaining native grass and pollinator habitat vegetation. This integrated plan will require observing the conditions of the site and determining the appropriate maintenance techniques. This document will aid the Maintenance and Operations division in deciding how to manage the vegetation in a way that promotes a healthy self-sustaining native grass and forb habitat. The goal is to reduce maintenance inputs over time by promoting, improving, and sustaining the health and diversity of native grass and forb species.

Goals

One of the primary goals in the initial years of native grass and forb habitat establishment is controlling noxious and invasive weed populations. These weed species tend to flourish in disturbed soils after construction. Techniques must be implemented to both control weeds, while allowing slower growing native plants to become established.

- Provide diverse habitat for insects and mammals
- Control noxious and invasive weed species
- Use the right treatment at the right time
- Use chemical control only when necessary
- Reduce inputs over time
- Maintain clearance for panels

Invasive Weed Management Techniques

- Physical and Mechanical Control
- Chemical Control
- Best Management Practices
- Biological Control

Included in this Integrated Vegetation Management Plan

1. Guidelines for Site Monitoring
2. Weed Control Techniques and Guidelines
3. Seeding Specifications

Monitoring native grass and forb habitats is critical during the first 1 to 5 years of establishment. Proper and periodic field monitoring and field notes during site visits will allow for the most effective LMP. Sites should be visually monitored periodically during the first 3 years (spring, summer, and fall) and at least once per year after year 4. In the initial year of establishment four monitoring events may be required (May, June, August and September), based on site conditions. The site should be visually monitored for invasive weed presence and the health and abundance of native species.

Data Collection

Site monitoring can be conducted in conjunction with routine mowing or operational visits during the first three years. It is recommended that monitoring should occur at minimum three to four times per year, in the spring, summer and fall. If areas are identified that need special considerations the following information should be recorded:

1. Date of monitoring event
2. Plant vigor of desired species
3. Weed species present.
4. Abundance of weeds present.
5. Location of weedy species
6. Desirable species present.
7. Abundance of each desirable species.
8. Growth stage of both desirable and weed species (blooming or not blooming).

Individuals performing the monitoring should be:

1. Trained in identifying common native grass and forb species (and specifically species in the seed mix).
2. Trained in identifying common noxious and invasive weed species.
3. Familiar with growth habits and aggressiveness of common noxious and invasive weed species.

Monitoring and controlling undesirable plants and weeds is critical to maintaining a functioning and sustainable native grass and forb habitat. Weed management should be conducted based on the goals of the site and using IVM techniques. Each situation requires an assessment to determine the safest, most efficient, and cost-effective methods to utilize. There are several methods for controlling weeds, the following techniques should be considered:

1. Minimize spreading of noxious and invasive weeds
    a. Clean equipment regularly especially after moving through areas known to have noxious and invasive weeds (Best Management Practice)
    b. Limit traffic through areas known to have noxious and invasive weeds (Best Management Practice)
    c. Mow prior to noxious/invasive weeds forming flowers and viable seeds (Mechanical Control).
2. Control noxious and invasive weeds
    a. Utilize mowing as an alternative to broadcast herbicide applications (Mechanical and Best Management Practice)
    b. Monitor sites to provide early detection and control of invasive and noxious weeds is critical to native grass and forb habitat management (Best Management Practice)
    c. Utilize spot spraying when possible to chemically control weedy species in and around pollinator habitat areas instead of broadcast spraying (Best Management Practice and Chemical Control)
3. Target treat noxious and invasive weeds
    a. Employ weed management techniques only to areas with weed infestation (Best Management Practice).
    b. Avoid blanket herbicide applications in areas with desirable plants (Chemical and Best Management Practice)
    c. Time all chemical and mechanical to decrease noxious and invasive weeds while promoting desirable plant propagation (Best Management Practice).
4. Control weeds before flowering
    a. Control methods are more effective on younger plants (Best Management Practice)
    b. Less harmful to native grass and forb plant species
5. Use registered herbicides according to label.

Mechanical Control

Mechanical weed control involves methods that involve physically damaging or removing undesirable plants without the use of herbicides. Mechanical control is especially effective in areas where desirable species are present. Several methods of mechanical weed control exist including:

1. **Mowing**
   Mowing is one of the most effective and preferred methods of weed control. Mowing physically cuts undesirable weeds, therefore weakening the plant and prevent spreading. The following guidelines should be considered when mowing:
    a. Mow before weed species form flowers and seed heads.
    b. **Do not mow areas to less than 6 inches during the growing season**.
    c. Maintenance mowing should be performed in late winter or early spring and mowed to a shorter height, 4 inches.
2. **Hand Pulling**
   Hand removal of plants may be appropriate for small areas and when plants are young and easily removed. When removing plants, the root system should be removed.
3. **Cultivation**
   Cultivation, or tillage, can be implemented to control weeds by physically removing plants and exposing the roots with a tillage implement. This method will also remove beneficial plants and should only be used in conjunction with re-seeding.

Chemical Control

Undesirable weeds can effectively be controlled by chemical methods using herbicides. Herbicide use should be limited and used in conjunction with other methods, such as mowing. Chemical control of noxious/invasive and undesirable weeds within the native grass and forb habitat can be an effective way to suppress weeds while allowing beneficial species to thrive. The following guidelines should be implemented:

1. Use selective herbicides when other techniques, such as mowing, are ineffective or impractical.
2. Use only registered herbicides.
3. Apply according to product label and adhere to the Environmental Hazards section.
4. Chose products with low or no toxicity to bees.
5. Use the lowest effective pesticide application rate to control the target pest.
6. Apply pesticides when pollinators are least likely to be present (before or after blooming seasons)
7. Spot spraying is preferable to a broadcast application method.
8. Use buffer zones between areas of pesticide application and sensitive species and habitats, water, and potential nectar sources to avoid contamination and help protect pollinators.
9. Applicator should be trained in the identification of both desirable and undesirable species and may need to be Licensed in the state as a Pesticide Applicator/Operator, depending on local or company regulations.

Methods of Chemical Control

1. Broadcast herbicide spray
    a. With a backpack, hand, or ATV mounted tank sprayer, apply appropriate selective herbicide for weed species identified in large swaths containing primarily weeds.
    b. Avoid areas with desirable plants.
2. Spot treat herbicide
    a. Spray isolated weed plants mixed among desirable plants to prevent spreading.
3. Cut and treat small tree and shrub stumps
    a. Apply appropriate herbicide to the stump immediately after cutting.
    b. Use this method for woody invasive tree and shrub species.

Best Management Practices

Best Management Practices involve education and implementing various control methods at the correct time and avoiding practices that harm native grass and forb habitat and/or spread noxious and invasive weeds. These practices include the following:

1) Minimizing traffic into and out of areas with noxious and invasive weeds.
2) Monitoring to identify weeds prior to becoming a significant problem.
3) Educating weed management professionals to alternative weed management options.
4) Cleaning equipment after traveling through known areas with noxious and invasive weed populations.
5) Allowing native plant populations to proliferate and spread.

Biological Practices

Biological Practices involve using natural biological organisms to control weedy species. In a solar area with forbs one potential biological controls is animal grazing. If animal grazing is utilized the following practices should be employed:

1) Use rotational grazing so all vegetation is foraged.
2) Move mineral and water sources to ensure proper grazing throughout paddock.
3) Do not overgraze the site.
4) Change rotational patterns annually to promote plant diversity.

SEED MIXES

NATIVE GRASS PRAIRIE/POLLINATOR HABITAT AREAS- AMELIA SOLAR PROJECT

NATIVE LOW-GROW GRASS MIX					
Common Name	**Scientific Name**	**Average Height (Inches)**	**# PLS/acre**	**PLS/sq ft**	**% of Mix**
Little Bluestem	*Schizachyrium scoparium*	24	2.0	12	20%
Sideoats Grama	*Bouteloua curtipendula*	*18*	2.7	12	20%
Prairie Junegrass	*Koeleria macrantha*	*12*	0.2	12	20%
Virginia Wildrye	*Elmymus virginicus*	*24*	3.3	6	10%
Upland Bentgrass	*Argostis perennas*	*18*	0.03	6	10%
Red Clover	*Trifolium pratense*	*18*	1.0	6	10%
Partridge Pea	*Chamaecrista fasciculata*	*12*	4.2	6	10%
Total	--	--	13.4	60	100%

The native low-grow grass mixture is a predominantly native grass with a forb/legume mix. The mix contains primarily native grass species with forbs/legumes to promote a self-sustaining plant ecosystem. This mix is designed in areas throughout the site but may not be well suited for areas with prolonged high-water table or wetlands. This mix is lower growing as to limit mowing and panel shading. Seed mix should be planted with a suitable nurse crop based on planting timing. The above proposed seed mix may be altered based on seed availability and site-specific factors.

Potential Nurse Crops:

Spring (March 1 - June 1): 20 lb Spring oats or 5 lb annual rye per acre
Summer (June 1 - August 15): 8 lb brown top millet per acre
Fall/Winter (August 15 - March 1): 20 lb winter wheat or 5 lb annual rye

SOLAR FACILITY SITING AGREEMENT

This Solar Facility Siting Agreement ("**Agreement**"), dated as of _____, 2022 (the "**Effective Date**"), is by and between Amelia County, Virginia, a political subdivision of the Commonwealth of Virginia (the "**County**") and Amelia Energy Facility, LLC a Virginia limited liability company ("**Applicant**"). The County and Applicant are herein each a "**Party**" and collectively, the "**Parties**".

RECITALS

WHEREAS, the Applicant intends to develop, install, build, and operate a ground-mounted solar photovoltaic electric generating facility ("**Project**") on certain parcel(s) of land identified as Amelia County Tax Map Parcel(s) 41-19, 54-4, 54-2-14, 54-2D, and _54-2-16__ (etc.) (collectively, the "**Property**"), which Project may be developed, constructed and interconnected in one or more phases, each having a different generation capacity as measured in megawatts of alternating current (AC) (each a "Phase"), with the initial such Phase having an expected minimum generation capacity of eighty-six (86) megawatts, and the second such Phase having an expected minimum generating capacity of twenty (20) megawatts;

WHEREAS, Pursuant to Chapter 22, Title 15.2, Article 7.3 of the Code of Virginia titled "Siting of Solar Energy Facilities" Applicant and the County may enter into a siting agreement ("**Siting Agreement**") for solar facilities;

WHEREAS, pursuant to Virginia Code § 15.2-2316.6, the Project is eligible for a Siting Agreement;

WHEREAS, after negotiation between the County and the Applicant, the Parties desire to enter into this Agreement to mitigate certain potential impacts of the Project.

WHEREAS, pursuant to Virginia Code § 58.1-2636, the County has adopted an ordinance assessing a revenue share of up to $1,400.00 per megawatt (plus a 10 percent increase every 5 years as authorized by statute), as measured in alternating current (AC), of the aggregate nameplate electric generation capacity of the Project ("**Solar Revenue Share**");

WHEREAS, Pursuant to Virginia Code § 58.1-3660, since the County has adopted a Solar Revenue Share Ordinance, the solar photovoltaic (electric energy) systems associated with the Project, which are considered "certified pollution control equipment;" will be exempt from all state and local taxation pursuant to Article X, Section 6 (d) of the Constitution of Virginia (the "Tax Exemption");

WHEREAS, the Applicant has agreed to the payments and financial terms contained herein;

WHEREAS, pursuant to the requirement of Virginia Code § 15.2-2316.8 (B), the County has held a public hearing in accordance with subdivision A of Virginia Code § 15.2-2204 for the

purpose of considering this Agreement, after which a majority of a quorum of the members of the Amelia County Board of Supervisors approved this agreement;

NOW, THEREFORE, pursuant to Chapter 22, Title 15.2, Article 7.3 of the Code of Virginia, intending to be legally bound hereby and in consideration of the mutual covenants contained herein, the receipt and sufficiency of which are hereby acknowledged, the County and Applicant do hereby agree as follows:

Article I

Project Features, Conditions and Mitigation

1. SEP Conditions. The Applicant acknowledges and agrees that it is subject to all the terms and conditions contained in any special exception permit ("**SEP**") approved by the Board of Supervisors for the Project. The SEP approved by the Board on _____, 2022 is attached hereto as **Exhibit A** and is hereby incorporated herein. Violation by the Applicant or by any of Applicant's agents, assigns, or successors in interest of any terms and conditions of the SEP or of any other applicable zoning requirements shall constitute a violation of this Agreement.

2. Annual Valuation of Real Property. As a condition precedent to County approval of this Agreement, and as provided by Virginia Code § 58.1-3294, Applicant agrees to coordinate with the county's efforts to get all parcel owners of the Property to provide the County's duly authorized real estate assessor with property statements of the income and expenses, including but not limited to income earned by the landowner(s) from leasing the real property to Applicant, its successor or assigns, attributable over a period of time, as specified by the assessor, to each such parcel of real estate. Each statement shall be certified as to its accuracy by an owner of the parcel for which the statement is furnished, or a duly authorized agent thereof. Any statement required by this paragraph 2 shall be kept confidential in accordance with the provisions of Virginia Code § 58.1-3. Applicant further agrees to include as a condition in any agreements transferring ownership of the Project entered into by Applicant a requirement that any successor in interest shall undertake the coordination obligations set forth in this paragraph 2.

3. Decommissioning, Periodic adjustment of Decommissioning Security, Deferral and Salvage Value. The Parties agree that Decommissioning Security (as defined below), to cover the costs of decommissioning Applicant's facilities, is required as a condition in the SEP, except as otherwise agreed to herein. Further, the Applicant recognizes the protection this provides for the County taxpayers and does not desire to shift that expense to them should the Applicant or its successors or the landowner not be able to comply with the decommissioning requirements set forth in the SEP (the "**Decommissioning Obligations**"); and County recognizes that the Decommissioning Security is an expense to be incurred by the Applicant encumbering funds that could otherwise go directly towards investing in the Project or other potential projects. In recognition of these factors, the Parties desire for the Decommissioning Security and the costs for such to accurately reflect the associated decommissioning costs being insured. Therefore, the Applicant, or its successor, agrees to update the gross estimated costs of performing the Decommissioning Obligations ("**Gross Decommissioning Costs**") every three (3) years, unless a

longer interval is agreed to in writing by the County, and to reimburse the County for an independent review and analysis by a licensed engineer. The Decommissioning Security amount shall be adjusted accordingly to ensure it accurately reflects the costs associated with performing the Decommissioning Obligations. As used herein: (i) "**Decommissioning Security**" shall mean either (a) a bond, surety or letter of credit from a Qualified Financial Institution (as defined below) securing the payment or performance of the Decommissioning Obligations, or (b) a corporate guarantee from a Qualified Guarantor (as defined below) pursuant to which such Qualified Guarantor guarantees to the County, in the event of a default by Applicant in the performance of the Decommissioning Obligations, the reimbursement to the County of its actual out of pocket costs incurred in performing such obligations, up to the amount of the Net Decommissioning Cost (as defined below); (ii) "**Qualified Financial Institution**" means an FDIC-insured bank or other financial institution with assets exceeding $1 billion; (iii) a "**Qualified Guarantor**" means an entity that either (a) is a public service corporation as defined under the laws of the Commonwealth of Virginia, (b) has a tangible net worth of not less than Fifty Million Dollars ($50,000,000), as verified by financial statements certified to County by such company's chief financial officer or equivalent, (c) has equity interests listed on the NYSE, NASDAQ, or another national public equities exchange, or (d) whose senior unsecured debt carries a credit rating of at least Baa3 or better by Moody's, BBB- or better by S&P, and/or BBB- or better by Fitch (or the equivalent(s) under any successor rating category of Moody's, S&P or Fitch, as applicable); and (iv) "**Net Decommissioning Cost**" means the Gross Decommissioning Costs less the Salvage Value (as defined below).

Notwithstanding any provision herein to the contrary, and in accordance with the SEP, the County agrees to the following:

a. to defer the requirements of this section until 5 years after the date the first Phase of the Project commences Commercial Operation (as defined below) (the "**Commercial Operation Date**"). The purpose of this deferral is to recognize that the likelihood of decommission being required this early in the project life is very remote. "**Commercial Operation**" shall mean, with respect to any Phase of the Project, the delivery to the electric grid, for sale to third parties, of electrical power generated by such Phase, other than deliveries of test power.

b. to allow the Applicant to apply the Salvage Value (as defined below) to the calculations in determining the required amount of Decommissioning Security. The "**Salvage Value**" shall mean the estimated gross sale value that could be realized upon resale of salvage of Project equipment after decommissioning of the Project, as determined by independent review and analysis by the same licensed engineer engaged from time to time to review the Gross Decommissioning Costs.

The Parties recognize and agree that paragraphs 3(a) and 3(b) both assist the Applicant in successful project development and support the Applicant's ability to make payments to the County under this Agreement.

4. Right of Entry for Enforcement and Decommissioning.

a. **Enforcement.** Applicant and the County acknowledge and agree that the County, its personnel and duly authorized agents shall have the express right of entry upon the Project parcels for the purposes of inspecting solar panels, battery storage facilities and all appurtenant facilities. The County shall provide the Applicant with reasonable advance written notice of no less than forty-eight (48) hours, in any event, prior to making such entry for any inspection or enforcement purposes. No prior notice shall be required to enter the Project in the event of an emergency that constitutes an immediate danger to life or property.

b. **Decommissioning**. If the Applicant fails to decommission the project, the County shall have unrestricted access to the Project to effect any and all tasks, as necessary, to decommission solar panels, any battery storage equipment and all appurtenant facilities and restore the parcels to substantially the same condition that existed prior to construction of the solar facilities and as provided by Va. Code § 15.2-2241.2, as it may be amended through the Termination Date as defined in this Agreement. Such access rights shall remain in effect through decommissioning regardless of whether Va. Code § 15.2-2241.2 is repealed or otherwise limited in scope from the access rights it provides the County as of the date of execution of this Agreement.

5. Broadband. The Parties acknowledge that the County's citizens and businesses are largely underserved by accessible and affordable high-speed Internet ("Broadband") and that addressing that problem is an important policy goal to improve education, health care and economic opportunity in the County. In an effort to expedite County plans to help close the "digital divide" and increase the availability of affordable broadband throughout the unserved and underserved areas in the County, which will in turn benefit the local economy and business including Applicant, Applicant agrees to make the payments as set out in Article II and as permitted under Virginia Code § 15.2-2316.7.

Article II

1. Payment Structure; Capital Payments. After the Project, or any Phase thereof, has obtained Commercial Operation, except as otherwise provided herein, the Applicant shall make annual payments to the County (each an "**Annual Payment**" and collectively, the "**Annual Payments**" as follows for each Phase:

an initial Annual Payment due on the first December 1st to occur after the Commercial Operation Date for such Phase in the amount equal to the Capacity (as defined below) of such Phase multiplied by Eight Hundred Fifteen Dollars ($815), and thereafter Annual Payments due on December 1st each year until the earlier of the following the **Termination Date** (as defined below) in an amount equal to three and one-quarter percent (3.25%) over the preceding year's Annual Payment. As used herein: "**Capacity**" shall mean, with respect to a Phase, the electric power generation capacity of such Phase, as measured in alternating current megawatts, as shown or described in connection with the site plan approval for such Phase; and (b) the "Termination Date" shall mean, with respect to each Phase, the earliest to occur of (i) the Applicant's commencement of the decommissioning

of all or a material portion of such Phase, (ii) the cessation of commercial operation of such Phase for a continuous period of longer than one (1) year, or (iii) the fortieth (40th) anniversary of the Commercial Operation Date for such Phase. The Parties acknowledge that, except as otherwise provided herein, the Applicant's obligation to make Annual Payments shall be conditioned upon the Project beginning Commercial Operation. The Annual Payments shall be made to the County in any year in one lump sum payment during the term of this Agreement. The Annual Payments are separate and distinct from the amounts owed pursuant to the Solar Revenue Share Ordinance, local real property taxes, and other applicable state or local fees and taxes.

Notwithstanding the above, the Applicant agrees to submit the following initial payments to the County in connection with the initial development of each Phase of the Project, each in an amount equal to the product of such Phase's Capacity and Four Thousand One Hundred Dollars ($4,100.00) (each, an "**Initial Payment**" and collectively, the "**Initial Payments**"): (i) an Initial Payment due upon the start of construction of such Phase, and (ii) an Initial Payment due within thirty (30) days after the Commercial Operation Date for such Phase. The County may use the funds received through the Initial Payments for any combination of purposes permitted under § 15.2-2316.7 of the Code of Virginia, including (i) mitigation of any impacts of the Project; (ii) financial compensation to the County to address capital needs set out in the County's (a) capital improvement plan, (b) current fiscal budget, or (c) fiscal fund balance policy; or (iii) assistance by the applicant in the deployment of broadband, as defined in § 56-585.1:9 of the Code of Virginia.

By way of example only, attached hereto as **Schedule 1** is an anticipated schedule of Initial Payments and Annual Payments predicated on the following assumptions: (1) the Project has two Phases; (2) the first Phase has a capacity of 86 MW_{AC}, with construction commencing on March 15, 2024, and achieving Commercial Operation on November 15, 2024; and (3) the second Phase has a capacity of 20 MW_{AC}, with construction commencing on October 30, 2024, and achieving Commercial Operation on April 15, 2025. For the avoidance of doubt, the foregoing assumptions are based at best on preliminary estimates and the Parties acknowledge that such assumptions, and the schedule of payments set forth on Schedule 1 and based thereupon, are not intended to be relied upon or determinative of any obligations of Applicant hereunder.

2. Statutory Structure of Payments; **Statement of Benefit**. The Applicant agrees that by entering into this Agreement, pursuant to Virginia Code § 15.2-2316. et seq., the Payments are authorized by statute and that it acknowledges, it is bound by law to make the Payments, and the Initial Payment, in accordance with this Agreement. The Parties acknowledge that this Agreement is fair and mutually beneficial to them both. As of the date of this Agreement, the County has adopted a Solar Revenue Share Ordinance as provided under Virginia Code § 58.1-3660 (D). Applicant acknowledges that this Agreement is beneficial to Applicant in allowing it to proceed with the installation of the Project with clear project design terms, which provide for mitigation of effects on the surrounding properties and the Amelia County community. Additionally, Applicant acknowledges that this Agreement provides for a clear and with a predictable stream of future payments to the County in values fair to both Parties.

3. Use of Payments by the County. The County plans to apply the Payments to

critical infrastructure projects to improve citizen quality of life, including but not limited to expanding educational opportunities, health care (telehealth) and economic development through significant investments in broadband deployment throughout the County. Notwithstanding the above, the Payments may be used for any of the following purposes: (i) mitigation of any impacts of the Project; (ii) financial compensation to the County to address capital needs set out in the County's (a) capital improvement plan, (b) current fiscal budget, or (c) fiscal fund balance policy; or (iii) assistance by the applicant in the deployment of broadband, as defined in § 56-585.1:9 of the Code of Virginia.

Article III

Miscellaneous Terms

1. Term; Termination. This Agreement shall commence on the Effective Date and shall continue until the Termination Date. The Applicant shall have no obligation to make Payments after the Termination Date. The Payment due for the year in which the Project or material part thereof is decommissioned shall be prorated as of the Termination Date. The termination of this Agreement shall not limit the Applicant's legal obligation to pay local taxes in accordance with applicable law at such time and for such period as the Project remains in operation.

2. Mutual Covenants. The Applicant covenants to the County that it will pay the County the amounts due hereunder when due in accordance with the terms of this Agreement, and will not seek to invalidate this Agreement, or otherwise take a position adverse to the purpose or validity of this Agreement. So long as Applicant is not in breach of this Agreement during its term, the County covenants to the Applicant that it will not seek to invalidate this Agreement or otherwise take a position adverse to the purpose or validity of this Agreement.

3. No Obligation to Develop. The Applicant has no obligation to develop the Project and, other than the requirement to make the Initial Payment, this Agreement does not require any Payments until after the Commercial Operation Date. Any test energy or other energy produced prior to the Commercial Operation date shall not trigger payment under this paragraph. It is understood that development of the Project by Applicant is contingent upon a number of factors including, but not limited to, regulatory approvals, availability and cost of equipment and financing, and demand for renewable energy and renewable energy credits. No election by the Applicant to terminate, defer, suspend or modify plans to develop the Project shall be deemed a default of Applicant under this Agreement.

4. Successors and Assigns. This Agreement will be binding upon the successors and assigns of the Applicant, and the obligations created hereunder shall be covenants running with the Property upon which the Project is developed. If Applicant sells, transfers, leases or assigns all or substantially all of its interest in the Project or the ownership of the Applicant, this Agreement will automatically be assumed by and be binding on, and the rights herein shall inure to, the purchaser, transferee or assignee. Upon such assumption, the sale, transfer, lease or assignment shall relieve the Applicant of all obligations and liabilities under this Agreement accruing from and after the date of sale or transfer, and the purchaser or transferee shall automatically become

responsible under this Agreement. The Applicant shall execute such documentation as reasonably requested by the County to memorialize the assignment and assumption by the purchaser or transferee.

5. Memorandum of Agreement. A memorandum of this Agreement, in a form acceptable to the County Attorney, may be recorded in the land records of the Clerk's Office of the Circuit Court of the County of Amelia, Virginia. Such recordation shall be at the Applicant's sole cost and expense and shall occur as soon as reasonably practicable after the full execution of this Agreement. If the Applicant chooses to not develop the Project, in its sole discretion, the County shall execute a release of the memorandum filed in the aforementioned Clerk's Office.

6. Notices. Except as otherwise provided herein, all notices required to be given or authorized to be given pursuant to this Agreement shall be in writing and shall be delivered or sent by registered or certified mail, postage prepaid, by recognized overnight courier, or by commercial messenger to:

<u>County:</u>

Amelia County, Virginia
P.O. Box A
16360 Dunn St., Suite 101
Amelia Court House, Virginia 23002
Attn: A. Taylor Harvie, III, County Administrator

With a copy to:

Jeff Gore
County Attorney
Hefty Wiley & Gore, P.C.
100 West Franklin Street, Suite 300
Richmond, Virginia 23220

<u>Applicant:</u>
Amelia Energy Facility, LLC
230 Court Square, Suite B102
Charlottesville, VA 22902

With a copy to:

Hirschler
Attn: R. Robert Benaicha
2100 East Cary Street

Richmond, Virginia 23223

The County and Applicant, by notice given hereunder, may designate any further or different persons or addresses to which subsequent notices shall be sent.

7. **Governing Law; Jurisdiction; Venue.** THIS AGREEMENT SHALL BE GOVERNED BY AND CONSTRUED IN ACCORDANCE WITH THE LAWS OF THE COMMONWEALTH OF VIRGINIA, WITHOUT REGARD TO ANY OF ITS PRINCIPLES OF CONFLICTS OF LAWS OR OTHER LAWS WHICH WOULD RESULT IN THE APPLICATION OF THE LAWS OF ANOTHER JURISDICTION. THE PARTIES HERETO (A) AGREE THAT ANY SUIT, ACTION OR OTHER LEGAL PROCEEDING, AS BETWEEN THE PARTIES HERETO, ARISING OUT OF OR RELATING TO THIS AGREEMENT SHALL BE BROUGHT AND TRIED ONLY IN THE CIRCUIT COURT OF AMELIA COUNTY, VIRGINIA, (B) CONSENT TO THE JURISDICTION OF SUCH COURT IN ANY SUCH SUIT, ACTION OR PROCEEDING, AND (C) WAIVE ANY OBJECTION WHICH ANY OF THEM MAY HAVE TO THE LAYING OF VENUE OR ANY SUCH SUIT, ACTION, OR PROCEEDING IN SUCH COURT AND ANY CLAIM THAT ANY SUCH SUIT, ACTION, OR PROCEEDING HAS BEEN BROUGHT IN AN INCONVENIENT FORUM. THE PARTIES HERETO AGREE THAT A FINAL JUDGMENT IN ANY SUCH SUIT, ACTION, OR PROCEEDING SHALL BE CONCLUSIVE AND MAY BE ENFORCED IN OTHER JURISDICTIONS BY SUIT ON THE JUDGMENT OR IN ANY OTHER MANNER PROVIDED BY LAW.

8. **Confidentiality;** This Agreement, once placed on the docket for formal consideration by the Amelia County Board of Supervisors, is a public document, subject to production under the Freedom of Information Act (FOIA). The County understands and acknowledges the Applicant, and as applicable, their associates, contractors, partners and affiliates utilize confidential and proprietary "state-of-the-art" information and data in their operations ("Confidential Information"), and that disclosure of any information, including, but not limited to, disclosures of technical, financial or other information concerning the Applicant or any affiliated entity could result in substantial harm to them and could thereby have a significant detrimental impact on their employees and also upon the County. The County acknowledges that during the development of this Agreement, certain Confidential Information may be shared with the County by the Applicant. Applicant agrees to clearly identify any information it deems to be Confidential and not subject to mandatory disclosure under the Virginia Freedom of Information Act or other applicable law as Confidential Information at the time it provides such information to the County. The County agrees that, except as required by law and pursuant to the County's police powers, neither the County nor any employee, agent or contractor of the County will (i) knowingly or intentionally disclose or otherwise divulge any such confidential or proprietary information to any person, firm, governmental body or agency, or any other entity unless the request for Confidential Information is made under a provision of Local, State or Federal law. Upon receipt of such request but before transmitting any documents or information which may contain Confidential Information, the County will contact Applicant to review the request for information and associated documents to determine if any Confidential Information is at risk of disclosure. If Confidential Information exists, Applicant may intervene on behalf of the County and defend

against disclosure of the Confidential Information. The County agrees to cooperate in this defense and to the extent allowed by law, work to protect the Confidential Information of the Applicant.

9. **Severability; Invalidity Clause**. Any provision of this Agreement that conflicts with applicable law or is held to be void or unenforceable shall be ineffective to the extent of such conflict, voidness or unenforceability without invalidating the remaining provisions hereof, which remaining provisions shall be enforceable to the fullest extent permitted under applicable law. If, for any reason, including a change in applicable law, it is ever determined by any court or governmental authority of competent jurisdiction that this Agreement is invalid then the parties shall, subject to any necessary County meeting vote or procedures, undertake reasonable efforts to amend and or reauthorize this Agreement so as to render the invalid provisions herein lawful, valid and enforceable. If the Parties are unable to do so, this Agreement shall terminate as of the date of such determination of invalidity, and the Property and Project will thereafter be assessed and taxed as though this Agreement did not exist. The Parties will cooperate with each other and use reasonable efforts to defend against and contest any challenge to this Agreement by a third party.

10. **Entire Agreement**. This Agreement and any schedules or exhibits constitute the entire agreement and supersedes all other prior agreements and understandings, both written and oral, between the parties hereto with respect to the subject matter hereof. No provision of this Agreement can be modified, altered or amended except in a writing executed by all parties hereto.

11. **Construction**. This Agreement was drafted with input by the County and the Applicant, and no presumption shall exist against any Party.

12. **Force Majeure**.

A. "Force Majeure Event" means the occurrence of:

(i) an act of war (whether declared or not), hostilities, invasion, act of foreign enemies, terrorism or civil disorder;

(ii) a strike or strikes or other industrial action or blockade or embargo or any other form of civil disturbance (whether lawful or not), in each case affecting on a general basis the industry related to the construction, operation, or maintenance of the solar facility, as for example but not in limitation, the interruption in the supply of replacement solar panels, and which is not attributable to any unreasonable action or inaction on the part of Applicant or any of its subcontractors or suppliers and the settlement of which is beyond the reasonable control of all such persons;

(iii) specific incidents of exceptional adverse weather conditions in excess of those required to be designed for that are materially worse than those encountered in Amelia County during the twenty (20) years prior to the Effective Date;

(iv) tempest, earthquake, or any other natural disaster of overwhelming proportions; disruption of operations resulting from any plane crashing into the solar facility to the

extent that all or a substantial portion thereof it unable to generate electricity sufficient to meet Applicant's payment obligations hereunder;

(v) discontinuation of electricity supply, or unanticipated termination of a power purchase agreement;

(vi) other unforeseeable circumstances beyond the control of the Parties against which it would have been unreasonable for the affected party to take precautions and which the affected party cannot avoid even by using its best efforts, including quarantines ordered by competent governmental authority in the event of a public health emergency, which in each case directly causes either party to be unable to comply with all or a material part of its obligations under this Agreement.

B. Neither Party will be in breach of its obligations under this Agreement or incur any liability to the other Party for any losses or damages of any nature whatsoever incurred or suffered by that other (otherwise than under any express indemnity in this Agreement) if and to the extent it is prevented from carrying out those obligations by, or such losses or damages are caused by, a Force Majeure Event except to the extent that the relevant breach of its obligations would have occurred, or the relevant losses or damages would have arisen, even if the Force Majeure Event had not occurred.

C. As soon as reasonably practicable following the date of commencement of a Force Majeure Event, and within a reasonable time following the date of termination of a Force Majeure Event, any Party invoking it will submit to the other Party reasonable proof of the nature of the Force Majeure Event and of its effect upon the performance of the Party's obligations under this Agreement.

D. Applicant will, and will ensure that its Subcontractors will, at all times take all reasonable steps within their respective powers and consistent with Good Operating Practices (but without incurring unreasonable additional costs) to:

(i) prevent Force Majeure Events affecting the performance of Applicant's obligations under this Agreement;
(ii) mitigate the effect of any Force Majeure Event; and
(iii) comply with its obligations under this Agreement.

E. The Parties will consult together in relation to the above matters following the occurrence of a Force Majeure Event.

F. Should paragraph (A) apply as a result of a single Force Majeure Event for a continuous period of more than 180 days then the parties must endeavor to agree any modifications to this Agreement (including without limitation, determination of new revenue sharing payments) that are equitable having regard to the nature of the ability of Applicant to continue to meet its financial obligations to the County.

G. For the avoidance of doubt, Force Majeure shall not include (a) financial distress nor the inability of either party to make a profit or avoid a financial loss, (b) changes in market prices or conditions, or (c) a party's financial inability to perform its obligations hereunder.

13. **Third Party Beneficiaries**. This Agreement is solely for the benefit of the Parties hereto and their respective successors and permitted assigns, and no other person shall have any right, benefit, priority or interest in, under or because of the existence of, this Agreement.

14. **Counterparts; Electronic Signatures**. This Agreement may be executed simultaneously in any number of counterparts, each of which shall be deemed to be an original, and all of which shall constitute but one and the same instrument. A signed copy of this Agreement delivered by facsimile, e-mail/PDF or other means of electronic transmission shall be deemed to have the same legal effect as delivery of an original signed copy of this Agreement.

[signature page follows]

IN WITNESS WHEREOF, the Parties hereto have caused this Agreement to be executed by the officers whose names appear below as of the Effective Date.

AMELIA ENERGY FACILITY, LLC

By: _____
Name:
Title:

AMELIA COUNTY, VIRGINIA

By: _____
Name: David Felts
Title: Chairman, Board of Supervisors

Approved as to form:

By: _____
County Attorney

SCHEDULE 1

Assumptions	
Phase 1 capacity in MW(ac)	86
Phase 1 construction commencement	3/15/2024
Phase 1 COD	11/15/2024
Phase 2 capacity in MW(ac)	20
Phase 2 construction commencement	10/30/2024
Phase 2 COD	4/15/2025

Initial Payments	
Phase 1 1st initial pmt (3/15/24)	$352,600.00
Phase 1 2nd initial pmt (11/15/24)	$352,600.00
(Phase 1 initial payments = 86MW x $4100 x 2 = $705,200)	
Phase 2 1st initial pmt (10/30/24)	$ 82,000.00
Phase 2 2nd initial pmt (4/15/25)	$ 82,000.00
(Phase 2 initial payments = 20MW x $4100 x 2 = $164,000)	
Total Initial Payments: $869,200.00	

Initial Annual Payments	
Phase 1 = 86MW(ac) x $815	$ 70,090.00
Phase 2 = 20MW(ac) x $815	$ 16,300.00

Phase 1 Annual Payments to County ($815 x 86MW - escalates annually by 3.25%)
Phase 2 Annual Payments to County ($815 x 20MW - escalates annually by 3.25%)

	Phase 1	**Phase 2**
12/1/24	70,090.00	
12/1/25	72,367.93	16,300.00
12/1/26	74,719.88	16,829.75
12/1/27	77,148.28	17,376.72
12/1/28	79,655.60	17,941.46
12/1/29	82,244.40	18,524.56
12/1/30	84,917.35	19,126.61
12/1/31	87,677.16	19,748.22
12/1/32	90,526.67	20,390.04
12/1/33	93,468.79	21,052.71
12/1/34	96,506.52	21,736.93
12/1/35	99,642.98	22,443.38

12/1/36	102,881.38	23,172.79
12/1/37	106,225.03	23,925.90
12/1/38	109,677.34	24,703.49
12/1/39	113,241.85	25,506.36
12/1/40	116,922.21	26,335.31
12/1/41	120,722.18	27,191.21
12/1/42	124,645.66	28,074.93
12/1/43	128,696.64	28,987.36
12/1/44	132,879.28	29,929.45
12/1/45	137,197.86	30,902.16
12/1/46	141,656.79	31,906.48
12/1/47	146,260.63	32,943.44
12/1/48	151,014.10	34,014.10
12/1/49	155,922.06	35,119.56
12/1/50	160,989.53	36,260.94
12/1/51	166,221.69	37,439.43
12/1/52	171,623.89	38,656.21
12/1/53	177,201.67	39,912.53
12/1/54	182,960.72	41,209.69
12/1/55	188,906.95	42,549.01
12/1/56	195,046.42	43,931.85
12/1/57	201,385.43	45,359.63
12/1/58	207,930.46	46,833.82
12/1/59	214,688.20	48,355.92
12/1/60	221,665.56	49,927.49
12/1/61	228,869.70	51,550.13
12/1/62	236,307.96	53,225.51
12/1/63	243,987.97	54,955.34
12/1/64	251,917.58	56,741.39
12/1/65		58,585.48
Subtotals:	$5,846,612.30	$1,359,677.28

TOTAL ANNUAL PAYMENTS: $7,206,289.88

EXHIBIT A

SPECIAL EXCEPTION PERMIT

[Attached]

APPLICATION FOR SPECIAL EVENT PERMIT

Date Received: 6/1/22 Fee Amount: N/A

The application shall be submitted not less than thirty (30) days nor more than six (6) months prior to the date of the proposed activity. An application for a major event held for two (2) or more consecutive days shall be filed not less than sixty (60) days nor more than six (6) months before the first day of the proposed activity.

Applicant Name: Justin Wargotcalk Amelia Sheriff Office	Date: 6/1/2022
Email: JEWargotcalk@AmeliaSheriff.org	Phone: 804-397-0427

Section 1: Event Information

Name of event: National Night Out Date/Time: 8/2/2022 5:00p - 11:00p Event Time 530-930p

Location of event: Courthouse Square VDOT permit to close Road

Description of the proposed activity: Public Safety event (National Event)

Anticipated # of attendees: 300-500

**Note: The Amelia County Sheriff's Office will review all Special Event Permit applications and will determine if police presence is required. If required, the applicant is responsible for all fees as required by the Sheriff's Office to provide this service. Fees must be paid in full to the Sheriff's Office prior to permit approval.

Provisions for sanitation facilities, crowd, noise and traffic control, parking and loudspeaker placement: Road will be shut down by Sheriff's office, parking in public lot and on the Road. Restrooms on site.

Food and beverages to be sold or distributed: Free Food Food Given out by Arclers BBQ

**Note: The applicant is responsible for securing all permits as required by the Virginia Department of Health and/or Virginia Alcoholic Beverage Control Authority prior to the event.

Proposed equipment, vehicles, staging, bleachers, shelters and electricity requirements: Need plugs for power @ Courthouse Square and old Bank

Fees:

X Single Day Event - $25.00
_____ 2 Day Event - $50.00
_____ 3+ day event/Season Permit - $100.00

This Application made this _____ day of _____,20____.

Applicant Name: JUSTIN WARGOTCALK
(Print Name)

Mailing Address: 16441 COURT ST
AMELIA VA 23002

Telephone: 804-561-2118

Signature: _____

Individual(s) who will be responsible for ensuring compliance with the conditions of this permit and the Amelia County Special Event Ordinance:

JUSTIN WARGOTCALK
Printed Name

804-561-2118
Phone Number

APPROVALS

_____
County Administrator

_____
Public Works

_____
Sheriff's Department

_____
Emergency Management

_____
Community Development

RESOLUTION
STREET CLOSINGS FOR SPECIAL EVENT PERMIT (NATIONAL NIGHT OUT)

WHEREAS, the Amelia County Sheriff's Office will be hosting "National Night Out" on Tuesday, August 2, 2022; and

WHEREAS, the applicant has scheduled the event for the Courthouse Square; and

WHEREAS, the Virginia Department of Transportation's regulations for activities involving street closings requires the local governing body to assume responsibility for liability, and the local governing body has thus permitted the Amelia County Sheriff's Office to have liability insurance under the County of Amelia's blanket insurance policy for this event; and

WHEREAS, the traffic on certain routes within the Courthouse area will be in conflict with the proposed event.

NOW, THEREFORE, BE IT RESOLVED that the Board of Supervisors of Amelia County request permission from the Virginia Department of Transportation to close the following streets on Tuesday, August 2, 2022, from 5:00 P.M. to 11:00 P.M.

- Court Street (Rt. 1007) between Virginia St. (Rt. 1009) and Washington St. (Rt. 1006)
- Virginia Street (Rt. 1009) between Court St. (Rt. 1007) and Church St. (Rt. 1003)
- Washington Street (Rt.1006) between Court St. (Rt. 1007) and Church St. (Rt. 1003)
- Church Street (Rt.1003) between Virginia St. (Rt. 1009) and Washington St. (Rt. 1006)

AND FURTHER BE IT RESOLVED that the applicants for the Special Event Permit shall be responsible for providing the Virginia Department of Transportation the required map showing the streets to be closed, method of closing the streets, method of traffic control at each intersection and detour routes with approved markings.

ATTEST: Adopted June 15, 2022

A. Taylor Harvie, III
Clerk to the Board

David Felts, Chairman
Board of Supervisors
County of Amelia, Virginia

RECEIVED
MAY 23 2022
BY: .....

APPLICATION FOR SPECIAL EVENT PERMIT

Date Received: 05/23/22 Fee Amount: _____

The application shall be submitted not less than thirty (30) days nor more than six (6) months prior to the date of the proposed activity. An application for a major event held for two (2) or more consecutive days shall be filed not less than sixty (60) days nor more than six (6) months before the first day of the proposed activity.

Applicant Name: Eugene Poe	Date: MAY 23, 2022
Email: AmeliaFair2003@AOL.com	Phone: 804 561-5515 804 683-8570

Section 1: Event Information

Name of event: Amelia County FAIR Date/Time: August 25 - 6:00 AM - 10:00 P.M
26 - 6:00 A.M - 11:00 P.M
27 - 2:00 P.M - 11:00 P.M
28 - 2:00 P.M - 8:00 P.M

Location of event: 16501 Five Forks Rd. (Joe Paulette Memorial Park)

Description of the proposed activity: County FAIR

Anticipated # of attendees: 3,000 In 4 Days

**Note: The Amelia County Sheriff's Office will review all Special Event Permit applications and will determine if police presence is required. If required, the applicant is responsible for all fees as required by the Sheriff's Office to provide this service. Fees must be paid in full to the Sheriff's Office prior to permit approval.

Provisions for sanitation facilities, crowd, noise and traffic control, parking and loudspeaker placement: Yes

Food and beverages to be sold or distributed: Yes

**Note: The applicant is responsible for securing all permits as required by the Virginia Department of Health and/or Virginia Alcoholic Beverage Control Authority prior to the event. NO Alcoholic

Proposed equipment, vehicles, staging, bleachers, shelters and electricity requirements: Yes, County Lot

Fees:

_____ Single Day Event - $25.00
_____ 2 Day Event - $50.00
✓ 3+ day event/Season Permit - $100.00

This Application made this 23 day of May, 20 23

Applicant Name: Eugene Poe
(Print Name)

Mailing Address: P.O. Box 451
Amelia, VA. 23002

Telephone: (804) 683-8570

Signature: Eugene E Poe

Individual(s) who will be responsible for ensuring compliance with the conditions of this permit and the Amelia County Special Event Ordinance:

Eugene Poe
Printed Name

(804) 683-8570
Phone Number

APPROVALS

_____ County Administrator

_____ Public Works

_____ Sheriff's Department

_____ Emergency Management

_____ Community Development

RIGHT OF ENTRY

I/We Amelia County FAIR Eugene Poe - President

Applicant or Property Owner (Circle One)

hereby grant the Board of Supervisors, its lawful agents, or duly constituted law enforcement officers to go upon the property at any time for the purposes of determining compliance with the provisions of the **AMELIA COUNTY SPECIAL EVENT ORDINANCE.**

The Board of Supervisors shall have the right to revoke any permit issued under the Ordinance upon noncompliance with any of its provisions and conditions, as understood by the Applicant of the Application.

May 23, 2022

Date

Eugene E Poe

Signature

EUGENE POE

Print Name

P.O. Box 451 Amelia VA. 23002

Address

16501 Five Forks Rd.

Brenda Arthur

From: Taylor Harvie
Sent: Wednesday, June 8, 2022 8:59 AM
To: Brenda Arthur
Subject: Sidewalk Grant Application Discussion Materials
Attachments: VDOT Sidewalk Project Spreadsheet.pdf

tfortune virginiasheartland.org <tfortune@virginiasheartland.org>

To:

- Taylor Harvie

Cc:

- mfoster virginiasheartland.org <mfoster@virginiasheartland.org>

Thu 6/2/2022 4:00 PM

Taylor,

Please see the response I just sent to James Maiden. Our recommendation would be to have VDOT come to your June BOS meeting and explain the award and options for proceeding. This way, the BOS can evaluate options before the CTB makes final award decisions and the County has to make a decision on how to proceed.

Todd Fortune
Deputy Director
Commonwealth Regional Council
Farmville, Virginia
(434) 392-6104
(434) 392-5933 (fax)
(434) 607-5219 (cell)
TFortune@virginiasheartland.org

TV

tfortune virginiasheartland.org <tfortune@virginiasheartland.org>

To:

- Maiden, James <james.maiden@vdot.virginia.gov>

Cc:

- Taylor Harvie;
- Holly Steele

+2 others

Thu 6/2/2022 3:56 PM

Jamie,

Just to remind everyone, VDOT provided the cost estimate that was used in the original application. As is sometimes the case, VDOT adjusted the estimate during the review process. Problem is, when VDOT adjusted the cost estimate for the project, they didn't adjust the award amount accordingly. It's up to the County how they want to proceed. However, it will be difficult to down scope this project because it involves connecting the sidewalk from the Courthouse Village to the schools. If there is a way to proceed with the project with the funds available, that would be our recommendation to the County.

That would be the County's call to make.

Todd Fortune
Deputy Director
Commonwealth Regional Council
Farmville, Virginia
(434) 392-6104
(434) 392-5933 (fax)
(434) 607-5219 (cell)
TFortune@virginiasheartland.org

tfortune virginiasheartland.org <tfortune@virginiasheartland.org>

To:

- Maiden, James <james.maiden@vdot.virginia.gov>

Cc:

- Taylor Harvie;
- Holly Steele

Tue 5/17/2022 10:52 AM

Jamie,

We recently saw the Proposed TAP Projects for the draft FY 2023-2028 SYIP for Richmond District, which included an allocation for the Amelia County Schools Sidewalk Project. The list includes $888,702 in funding for the project. Thanks for working with us on this.

According to the correspondence I have in the project files, back in November, the budget was amended by VDOT to reflect a total project cost of $1,905,280 - which would break out as $1,524,224 in grant funding and $381,056 in County match. The County concurred with the change at the time (I put a comment in the portal to that effect on November 12). The proposed TAP funding for this project - $888,702 - is considerably lower than the amended grant figure of $1,524,224 per above.

Furthermore, I just checked the portal and the budget for this project appears to have been amended again to $2,525,356; however, the project financing in the portal is still showing the original $888,702 grant/$222,175 match mix.

Consequently, there is a concern over whether the proposed project allocation of $888,702 is meant for the whole project (leaving the County on the hook for over $1 million in match) or if the intent is to phase the project.

Please advise.

Todd Fortune
Deputy Director
Commonwealth Regional Council
Farmville, Virginia
(434) 392-6104
(434) 392-5933 (fax)
(434) 607-5219 (cell)

Maiden, James <james.maiden@vdot.virginia.gov>

To:

- Taylor Harvie

Thu 11/4/2021 2:04 PM

7958_Estimate_Workbook.xlsm
82 KB

Good afternoon,

District L&D has completed their review of the application and supporting documents for TAP Application #7958 - Amelia County Schools Sidewalk Project. Please see below and attached for their recommendations on the validation of the application.

District L&D reviews and recommendations are based on the assumption that all TAP-funded projects would be administered by VDOT. But, we understand that this project will be administered by the City. Once you've reviewed the recommendations, please let me know if you'd like to use this cost estimate and have it added in the Portal as soon as you can. Please keep in mind that if the estimate is revised, the VDOT oversight estimates may also need to be adjusted.

Please let me know if you have any questions or need additional information.

Thank you,

Jamie

James Maiden
Project Coordinator / Local Assistance
Virginia Department of Transportation
804-381-1047
james.maiden@vdot.virginia.gov

---------- Forwarded message ---------
From: **Cynthia Crouch (Richmond District)** <cynthia.crouch@vdot.virginia.gov>
Date: Fri, Oct 29, 2021 at 2:55 PM

Subject: FW: TAP App 7958 - Amelia County Schools Sidewalk - Validation Recommendation
To: James Maiden <james.maiden@vdot.virginia.gov>

Jamie,

Did you get a copy of this??

Thanks!

Cynthia Crouch, EIT, PMP
Project Coordinator/Local Assistance
Virginia Department of Transportation
804-691-8707
Cynthia.Crouch@VDOT.Virginia.gov

From: Erermis, Noyan <noyan.erermis@vdot.virginia.gov>
Sent: Wednesday, October 20, 2021 1:31 PM
To: Cynthia Crouch (Richmond District) <cynthia.crouch@vdot.virginia.gov>
Cc: Jason Williams <jason.williams@vdot.virginia.gov>
Subject: Re: TAP App 7958 - Amelia County Schools Sidewalk - Validation Recommendation

Cindy,

District L&D has revised the estimate workbook to reflect our PE recommendation. See attached.

Respectfully,
Noyan Erermis, PE
Staff Augmentee, Location and Design
Virginia Department of Transportation | Richmond District
2430 Pine Forest Drive, Colonial Heights, VA 23834
804.819.9653 cell

On Thu, Sep 30, 2021 at 4:13 PM Erermis, Noyan <noyan.erermis@vdot.virginia.gov> wrote:

Cindy,

District L&D has the following recommendations on the validation of this application.

Attached are the following (uninflated estimates):

- Email from utilities (App 7958 Utility Estimate)
- Independent Construction Cost Estimate (from Kimley Horn)
- Estimate Workbook

Note: PE and RW part of the estimate has not been validated

Respectfully,
Noyan Erermis, PE
Staff Augmentee, Location and Design
Virginia Department of Transportation | Richmond District
2430 Pine Forest Drive, Colonial Heights, VA 23834

804.819.9653 cell

Taylor Harvie
Amelia County Administrator
(804)561-3039 Office
(804)839-0039 Cell

SYIP PROJECTS
DETAILED PROJECT COST ESTIMATE SUMMARY
(Version: May 2020)

Portal ID:	7958	Project UPC:	
Prepared By:	Noyan Erermis	Milestone	Creation/Pre Scope
Reviewed By:		Date:	10/20/2021
County/City/Town:	City of Richmond (127)	Tier Level	1

Preliminary Engineering Phase [5]

Project Estimate Component		Proposed Project Cost Estimate ($)		
Discipline	Source	Base ($)	Contingency (%)	Total
Roadway		$ 318,182	10.00%	$350,000
Hydraulics		$ -		
In-plan Utilities				
Traffic		$ -		
Structures/Bridges				
Materials/Geotech		$ -		
Survey		$ -		
Environmental		$ -		
Right of Way				
Other		$ -		
VDOT Oversight Costs				$0
TOTAL PE PHASE ESTIMATE		$ 318,182	10.00%	$350,000
PE Base Estimate Date (XX/XX/XXXX)				
PE Phase Dates (XX/XX/XXXX)	Start Date		End Date	

Right-of-Way & Utilities Phase [6]

Discipline	Source	Base ($)	Contingency (%)	Total
Right-of-Way Acquisition			20.00%	$0
Out-of-Plan Utilities (power, cable, gas, etc.)		$334,280		$334,280
VDOT Oversight Costs				$0
TOTAL RW PHASE ESTIMATE		$334,280	0.00%	$334,280
RW Base Estimate Date (XX/XX/XXXX)				
RW Phase Dates (XX/XX/XXXX)	Start Date		End Date	

Construction Phase [7]

Discipline	Source	Base ($)	Contingency (%)	Total
Mobilization/Constr. Survey		$62,000	48.29%	$91,937
MOT		$50,000	48.29%	$74,143
Roadway		$172,200	48.29%	$255,348
Hydraulics		$239,000	48.29%	$354,403

In-plan Utilities		$0	48.29%	$0
Traffic		$125,000	48.29%	$185,357
Structures/Bridges		$0	48.29%	$0
Earthwork/Geotech		$136,000	48.29%	$201,669
Environmental/Soundwalls			48.29%	$0
Other		$0	48.29%	$0
	Total Bid Items	$784,200	48.29%	$1,162,857
Incidental-Claims & Work Orders (5-10% of Total Bid Items)	5	$58,143		$58,143
Railroad Flagging/Coordination				$0
State Forces				$0
State Police				$0
Contract Requirements (Incentive/Disincentive; 5% max)	-			$0
	Total Bid and Non-Bid Items	$842,343	44.95%	$1,221,000
Construction Engineering (Inspection)	Environmental Inspection ($)			
	VDOT or Locality ($)			
	VDOT Oversight ($)			
	Total CEI			$0
TOTAL CN PHASE ESTIMATE				$1,221,000
CN Base Estimate Date (XX/XX/XXXX)				
CN Phase Start Date (XX/XX/XXXX)				
CN Phase End Date (XX/XX/XXXX)				
TOTAL PROJECT COST ESTIMATE				$1,905,280

20221 Maplewood Road
Jetersville, VA 23083
804 561 5787
804 561 5798 Fax

June 1, 2022

Mr. A. Taylor Harvie
County Administrator
Post Office Box A
Amelia, VA 23002

Dear Mr. Harvie:

Enclosed please find the Host Fee Calculation for the month of May 2022 from the Maplewood Landfill. A check in the amount of $254,218.55 will be delivered before the 20th of June 2022.

If you have any questions or require additional information, please give me a call.

Sincerely,

Cassandra Wiggins for
Jim Sanville

Jim Sanville,
Financial Analyst

cc: Brian McClung
Landfill Inspectors

enclosures

Waste Management
Amelia Landfill
Host fee Calculation

Date		Total tons	In county tons	Friable Asbestos	Net tons	10.10 Asbestos fee	2.30 First 1000	2.85 1001-2000	3.40 2001-3000	3.95 3001-4000	4.50 4001-5000	5.05 5001-6000	5.60 6001-7000	Total Host fee
5/1/2022	Sun	0.00	0.00	0.00	-	$ -	$ -	$ -	$ -	$ -	$ -	$ -	$ -	$ -
5/2/2022	Mon	4,455.81	47.42	10.15	4,398.24	$ 102.52	$ 2,300.00	$ 2,850.00	$ 3,400.00	$ 3,950.00	$ 1,792.08	$ -	$ -	$ 14,394.60
5/3/2022	Tue	4,332.25	65.80	0.00	4,266.45	$ -	$ 2,300.00	$ 2,850.00	$ 3,400.00	$ 3,950.00	$ 1,199.03	$ -	$ -	$ 13,699.03
5/4/2022	Wed	4,330.95	61.19	24.92	4,244.84	$ 251.69	$ 2,300.00	$ 2,850.00	$ 3,400.00	$ 3,950.00	$ 1,101.78	$ -	$ -	$ 13,853.47
5/5/2022	Thu	4,674.65	65.88	11.82	4,596.95	$ 119.38	$ 2,300.00	$ 2,850.00	$ 3,400.00	$ 3,950.00	$ 2,686.28	$ -	$ -	$ 15,305.66
5/6/2022	Fri	4,325.11	67.07	15.85	4,242.19	$ 160.09	$ 2,300.00	$ 2,850.00	$ 3,400.00	$ 3,950.00	$ 1,089.85	$ -	$ -	$ 13,749.94
5/7/2022	Sat	1,409.51	40.15	0.00	1,369.36	$ -	$ 2,300.00	$ 1,052.68	$ -	$ -	$ -	$ -	$ -	$ 3,352.68
5/8/2022	Sun	0.00	0.00	0.00	-	$ -	$ -	$ -	$ -	$ -	$ -	$ -	$ -	$ -
5/9/2022	Mon	2,857.74	40.58	0.00	2,817.16	$ -	$ 2,300.00	$ 2,850.00	$ 2,778.34	$ -	$ -	$ -	$ -	$ 7,928.34
5/10/2022	Tue	2,914.42	119.43	33.93	2,761.06	$ 342.69	$ 2,300.00	$ 2,850.00	$ 2,587.60	$ -	$ -	$ -	$ -	$ 8,080.30
5/11/2022	Wed	4,679.87	90.06	9.62	4,580.19	$ 97.16	$ 2,300.00	$ 2,850.00	$ 3,400.00	$ 3,950.00	$ 2,610.85	$ -	$ -	$ 15,208.02
5/12/2022	Thu	4,218.61	54.72	13.77	4,150.12	$ 139.08	$ 2,300.00	$ 2,850.00	$ 3,400.00	$ 3,950.00	$ 675.54	$ -	$ -	$ 13,314.62
5/13/2022	Fri	2,330.19	72.51	32.28	2,225.40	$ 326.03	$ 2,300.00	$ 2,850.00	$ 766.36	$ -	$ -	$ -	$ -	$ 6,242.39
5/14/2022	Sat	57.45	13.79	0.00	43.66	$ -	$ 100.42	$ -	$ -	$ -	$ -	$ -	$ -	$ 100.42
5/15/2022	Sun	0.00	0.00	0.00	-	$ -	$ -	$ -	$ -	$ -	$ -	$ -	$ -	$ -
5/16/2022	Mon	1,086.44	76.28	10.63	999.53	$ 107.36	$ 2,298.92	$ -	$ -	$ -	$ -	$ -	$ -	$ 2,406.28
5/17/2022	Tue	3,032.69	135.53	0.00	2,897.16	$ -	$ 2,300.00	$ 2,850.00	$ 3,050.34	$ -	$ -	$ -	$ -	$ 8,200.34
5/18/2022	Wed	4,724.30	99.66	0.00	4,624.64	$ -	$ 2,300.00	$ 2,850.00	$ 3,400.00	$ 3,950.00	$ 2,810.88	$ -	$ -	$ 15,310.88
5/19/2022	Thu	4,200.28	111.13	8.06	4,081.09	$ 81.41	$ 2,300.00	$ 2,850.00	$ 3,400.00	$ 3,950.00	$ 364.91	$ -	$ -	$ 12,946.31
5/20/2022	Fri	4,325.16	89.32	0.00	4,235.84	$ -	$ 2,300.00	$ 2,850.00	$ 3,400.00	$ 3,950.00	$ 1,061.28	$ -	$ -	$ 13,561.28
5/21/2022	Sat	84.90	21.46	0.00	63.44	$ -	$ 145.91	$ -	$ -	$ -	$ -	$ -	$ -	$ 145.91
5/22/2022	Sun	0.00	0.00	0.00	-	$ -	$ -	$ -	$ -	$ -	$ -	$ -	$ -	$ -
5/23/2022	Mon	4,921.48	55.75	0.00	4,865.73	$ -	$ 2,300.00	$ 2,850.00	$ 3,400.00	$ 3,950.00	$ 3,895.79	$ -	$ -	$ 16,395.79
5/24/2022	Tue	3,959.28	26.85	16.71	3,915.72	$ 168.77	$ 2,300.00	$ 2,850.00	$ 3,400.00	$ 3,617.09	$ -	$ -	$ -	$ 12,335.87
5/25/2022	Wed	4,210.12	71.51	15.18	4,123.43	$ 153.32	$ 2,300.00	$ 2,850.00	$ 3,400.00	$ 3,950.00	$ 555.43	$ -	$ -	$ 13,208.75
5/26/2022	Thu	722.87	79.42	57.11	586.34	$ 576.81	$ 1,348.58	$ -	$ -	$ -	$ -	$ -	$ -	$ 1,925.39
5/27/2022	Fri	4,269.70	53.99	0.00	4,215.71	$ -	$ 2,300.00	$ 2,850.00	$ 3,400.00	$ 3,950.00	$ 970.70	$ -	$ -	$ 13,470.70
5/28/2022	Sat	64.06	15.87	0.00	48.19	$ -	$ 110.84	$ -	$ -	$ -	$ -	$ -	$ -	$ 110.84
5/29/2022	Sun	0.00	0.00	0.00	-	$ -	$ -	$ -	$ -	$ -	$ -	$ -	$ -	$ -
5/30/2022	Mon	0.00	0.00	0.00	-	$ -	$ -	$ -	$ -	$ -	$ -	$ -	$ -	$ -
5/31/2022	Tue	4,634.45	135.97	6.06	4,492.42	$ 61.21	$ 2,300.00	$ 2,850.00	$ 3,400.00	$ 3,950.00	$ 2,215.89	$ -	$ -	$ 14,777.10
Total		**80,822.29**	**1,711.34**	**266.09**	**78,844.86**	**$ 2,687.51**	**$ 50,004.67**	**$ 55,202.68**	**$ 60,182.65**	**$ 58,917.09**	**$ 23,030.28**	**$ -**	**$ -**	**$ 250,024.88**

Ingenco sales $ 4,193.68

Host fee $ 254,218.55

CRC May 2022 Items of Interest

New Ventures

- **$888,702 in funding** for the **Amelia County Schools Sidewalk Project** has been included in the VDOT Draft FY23 Six Year Improvement Plan (SYIP). The Commonwealth Transportation Board will adopt the SYIP in June of 2022. The CRC assisted with this grant request.
- **$859,736 in funding** for the **Farmville River Walk Project** has been included in the VDOT Draft FY23 Six Year Improvement Plan (SYIP). The Commonwealth Transportation Board will adopt the SYIP in June of 2022. The CRC assisted with this grant request.
- **$3,025,927 in funding** for the **Prince Edward Manor House Drive Turn Lane** Revenue Sharing project has been included in the VDOT Draft FY23 Six Year Improvement Plan (SYIP). The Commonwealth Transportation Board will adopt the SYIP in June of 2022. The CRC assisted with this grant request.
- Prince Edward County has been **awarded $530,100** for **A&E designs** for a water storage tank and booster pump station in the **Prince Edward County Heartland Innovation Technology Park.** The CRC assisted with this grant request.
- **Virginia's Heartland Regional Industrial Authority has been awarded $112,400** by the Tobacco Commission to prepare site design plans for the development of sites in the Heartland Park to bring the Park up to a Tier IV designation by VEDP, which would make the Park more marketable to business prospects. The CRC assisted with this grant request.
- The CRC assisted Cumberland County in submitting a grant application for funds to the Department of Conservation and Recreation for the Cumberland Courthouse/Bear Creek Lake State Park Connector Trail Improvement Project.
- The CRC is applying for GO Virginia Enhanced Capacity Building Grant funds to develop a Business Plan for the Creation of a New Regional Economic Development Organization (REDO) for the CRC footprint.
- The CRC will be hosting a FOIA Training event for local staff and elected officials in September. More to come….
- **Next CRC Meeting, Wednesday, June 15, 2022 at 9:30 a.m., Heartland Regional Industrial Park, Keysville, Virginia.**

Activity

- Regional Emergency Planning –The Consultant is working with local Registrars on the Regional Election Security Improvement project on items such as threat & vulnerability monitoring, setting up automated periodic reporting and security awareness training. Staff have updated the Draft Regional Continuity of Operations Plan and the Draft Regional PPE Stockpile Plan based on local input.
- DEQ Watershed Implementation Plan (WIP) III Assistance: CRC staff sent out funding opportunities as well as participated in a DEQ virtual meeting discussion with Chesapeake Bay PDCs on items such as Environmental Justice issues.
- PE County Access Road Project Administration: The CRC assisted the County in submitting extension request for two of the TRRC grants for the Access Road project. The TRRC granted both extensions.
- CRC Affordable Workforce Housing Development Program: The CRC has executed agreements with all housing partners.
- CRC Regional Hazard Mitigation Plan: The Berkley Group and CRC staff held a virtual meeting with the Project Management Team and stakeholders on May 9th to review Draft Sections regarding Hazard Identification & Risk Assessment.
- GOVAR3 Entrepreneurship & Innovation Implementation Project: Project expenses and match are being monitored.
- Nottoway County Comprehensive Plan Update: The CRC staff are currently working with the working committee on finalizing the Future Land Use Map, developing special policy areas and establishing goals/objectives and strategies.
- Charlotte County Comprehensive Plan Update: The citizen survey has been disseminated with a deadline of May 31st.
- Drakes Branch SLFRF Administration: The CRC assisted the Town in submitting annual reporting of ARPA funds.
- DHR ESHPF Kenbridge Town Hall Repairs Project: The CRC assisted the Town of Kenbridge in reviewing a draft contract for the Contractor's services.
- DHR ESHPF Charlotte County Courthouse Complex Drainage Project: The CRC assisted the County in reviewing bid documents and discussed items necessary in the selected Contractor's contract.
- CRC Regional VATI Grant: The CRC is working with DHCD to finalize the $15 million dollar contract for the Regional VATI Grant for Universal Broadband Coverage in the counties Cumberland, Lunenburg and Prince Edward in partnership with Kinex.

COMMONWEALTH REGIONAL COUNCIL
One Mill Street, Suite 202, P.O. Box P
Farmville, VA 23901 | 434.392.6104
www.virginiasheartland.org

RUN DATE: 05/06/22
RUN TIME: 10:55:57

COMMONWEALTH OF VIRGINIA, DEPARTMENT OF MOTOR VEHICLES
AGENTS COMPENSATION STATEMENT

PROGRAM: LA1020PA
PAGE: 55

409
AGENCY AMELIA CNTY DMV SELECT

FISCAL YEAR 21-22

AGENT AMELIA COUNTY DMV SELECT
PO BOX A
COUNTY ADMINISTRATOR
AMELIA VA 23002-0000

STATEMENT FOR THE PERIOD 06/30/21 THRU 04/29/22

RECEIVED
MAY 3 1 2022
BY: .....

GROSS COLLECTIONS FOR AUTOMATED

	FIRST $500,000.00	OVER $500,000.00	TOTAL
RATE OF COMPENSATION	4.500%	5.000%	
GROSS COLLECTIONS	500,000.00	305,336.64	805,336.64
COMPENSATION ACCRUED	22,500.00	15,266.83	37,766.84
DGIF FYTD	.00		
EZ PASS FYTD	20.00		
PREVIOUS PAYMENTS			34,061.98
MONTHLY PAYMENT			3,704.86
DGIF			.00
EZ PASS			.00
ACCRUED COMPENSATION FOR THE CALENDAR YEAR 2022		18,040.30	3,704.86
ACCRUED DGIF COMPENSATION FOR THE CALENDAR YEAR 2022		.00	
ACCRUED EZ PASS COMPENSATION FOR THE CALENDAR YEAR 2022		50.00	

****

Collected Authority Trans (Non-Payable)

GROSS COLLECTIONS-LVR	170.00
COMPENSATION FORGIVEN-LVR	7.65

AGENT LOC	LOC DESC	WORK DATE	DC NUMBER	DEPOSIT DATE	NET AMT COLLECTED	IDENT REGIS	OVERAGE TITLING	TOTAL IDENT OVERAGE	DGIF LICENSES	EZ PASS ON THE GO
409	AMELIA CNTY DMV SELE	03/30/22	DC961567	04/01/22	1,124.05	0.00	0.00	0.00	0.00	0.00
		03/31/22	DC961571	04/04/22	1,950.31	0.00	0.00	0.00	0.00	0.00
		04/01/22	DC409831	04/01/22	951.83	0.00	0.00	0.00	0.00	0.00
		04/01/22	DC961575	04/05/22	2,698.04	0.00	0.00	0.00	0.00	0.00
		04/04/22	DC409832	04/04/22	538.57	0.00	0.00	0.00	0.00	0.00
		04/04/22	DC961584	04/06/22	1,231.19	0.00	0.00	0.00	0.00	0.00
		04/05/22	DC409833	04/05/22	2,070.15	0.00	0.00	0.00	0.00	0.00
		04/05/22	DC961588	04/07/22	1,287.48	0.00	0.00	0.00	0.00	0.00
		04/06/22	DC409834	04/06/22	1,610.61	0.00	0.00	0.00	0.00	0.00
		04/06/22	DC961592	04/08/22	334.78	0.00	0.00	0.00	0.00	0.00
		04/07/22	DC409835	04/07/22	1,868.00	0.00	0.00	0.00	0.00	0.00
		04/07/22	DC961597	04/11/22	2,878.32	0.00	0.00	0.00	0.00	0.00
		04/08/22	DC409836	04/08/22	7,663.97	0.00	0.00	0.00	0.00	0.00
		04/08/22	DC961601	04/12/22	1,566.87	0.00	0.00	0.00	0.00	0.00
		04/11/22	DC409837	04/11/22	395.58	0.00	0.00	0.00	0.00	0.00
		04/11/22	DC961613	04/13/22	4,742.50	0.00	0.00	0.00	0.00	0.00
		04/12/22	DC409838	04/12/22	1,523.50	0.00	0.00	0.00	0.00	0.00
		04/12/22	DC961625	04/14/22	2,168.49	0.00	0.00	0.00	0.00	0.00
		04/13/22	DC409839	04/13/22	639.64	0.00	0.00	0.00	0.00	0.00
		04/13/22	DC961633	04/15/22	1,437.72	0.00	0.00	0.00	0.00	0.00
		04/14/22	DC409840	04/14/22	866.68	0.00	0.00	0.00	0.00	0.00
		04/14/22	DC961640	04/18/22	1,131.50	0.00	0.00	0.00	0.00	0.00
		04/15/22	DC409841	04/15/22	2,480.38	0.00	0.00	0.00	0.00	0.00
		04/15/22	DC961649	04/19/22	1,613.11	0.00	0.00	0.00	0.00	0.00
		04/18/22	DC409842	04/18/22	1,329.39	0.00	0.00	0.00	0.00	0.00
		04/18/22	DC961659	04/20/22	3,300.86	0.00	0.00	0.00	0.00	0.00
		04/19/22	DC409843	04/19/22	261.00	0.00	0.00	0.00	0.00	0.00
		04/19/22	DC961670	04/21/22	2,290.45	0.00	0.00	0.00	0.00	0.00
		04/20/22	DC409844	04/20/22	1,121.22	0.00	0.00	0.00	0.00	0.00
		04/20/22	DC961677	04/22/22	1,338.50	0.00	0.00	0.00	0.00	0.00
		04/21/22	DC409845	04/21/22	471.29	0.00	0.00	0.00	0.00	0.00
		04/21/22	DC961685	04/25/22	1,549.50	0.00	0.00	0.00	0.00	0.00
		04/22/22	DC409846	04/22/22	1,011.97	0.00	0.00	0.00	0.00	0.00
		04/22/22	DC961689	04/26/22	2,940.15	0.00	0.00	0.00	0.00	0.00
		04/25/22	DC409847	04/25/22	555.25	0.00	0.00	0.00	0.00	0.00
		04/25/22	DC961700	04/27/22	1,593.58	0.00	0.00	0.00	0.00	0.00
		04/26/22	DC409848	04/26/22	1,126.48	0.00	0.00	0.00	0.00	0.00
		04/26/22	DC961707	04/28/22	1,904.13	0.00	0.00	0.00	0.00	0.00
		04/27/22	DC409849	04/27/22	1,150.16	0.00	0.00	0.00	0.00	0.00
		04/27/22	DC961713	04/29/22	1,706.43	0.00	0.00	0.00	0.00	0.00
		04/28/22	DC409850	04/28/22	5,155.01	0.00	0.00	0.00	0.00	0.00
		04/29/22	DC409851	04/29/22	518.46	0.00	0.00	0.00	0.00	0.00
	TOTAL AGENT COLLECTIONS: 409				74,097.10	0.00	0.00	0.00	0.00	0.00