



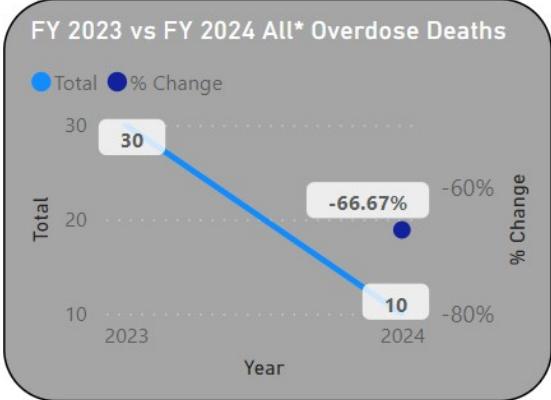
Mayor
Shammas Malik

Akron Police Department FY 2024 (February)



Chief
Brian J. Harding

Offense Information

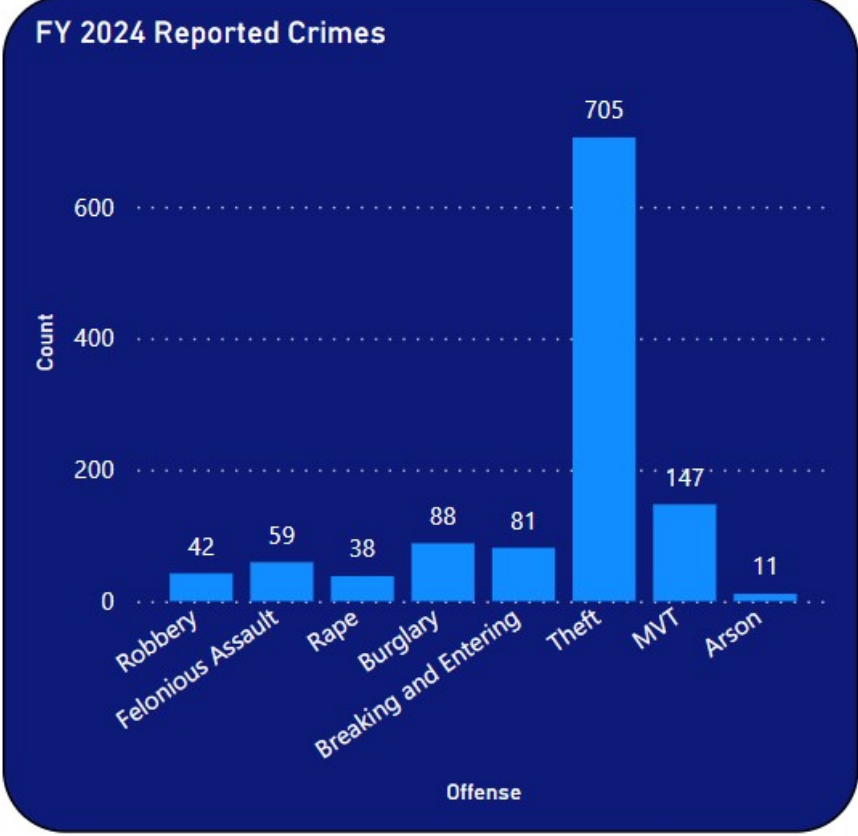


FY 2023 vs FY 2024 Murders

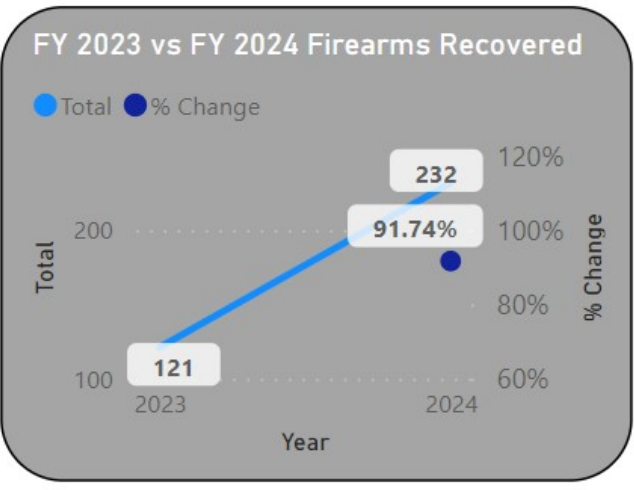
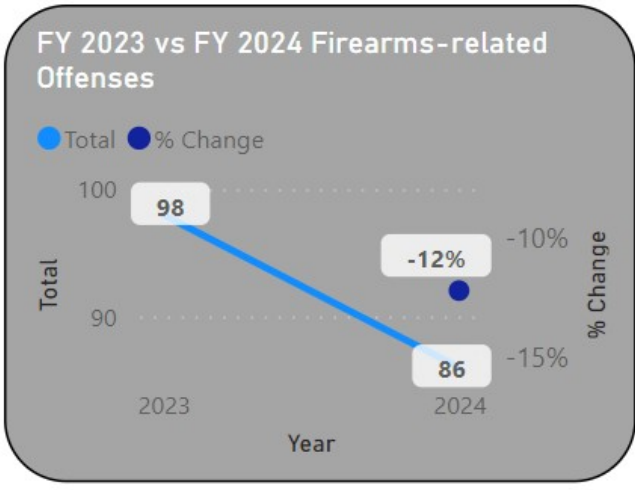
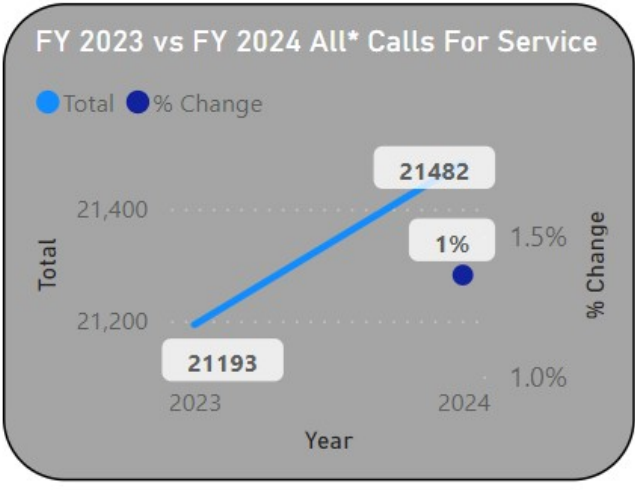
Year	2023	2024	# Change	% Change
January	1	0	-1	-100%
February	3	2	-1	-33%
Total	4	2	-2	-50%

FY 2023 vs FY 2024 Reported Crimes

Year	2023	2024	# Change	% Change
Robbery	38	42	17	11%
Felonious Assault	58	59	17	2%
Rape	53	38	2	-28%
Burglary	100	88	-4	-12%
Breaking and Entering	104	81	-5	-22%
Theft	791	705	23	-11%
MVT	150	147	-100	-2%
Arson	22	11	-5	-50%
Total	1316	1171	-55	-11%



Call & Firearm Information



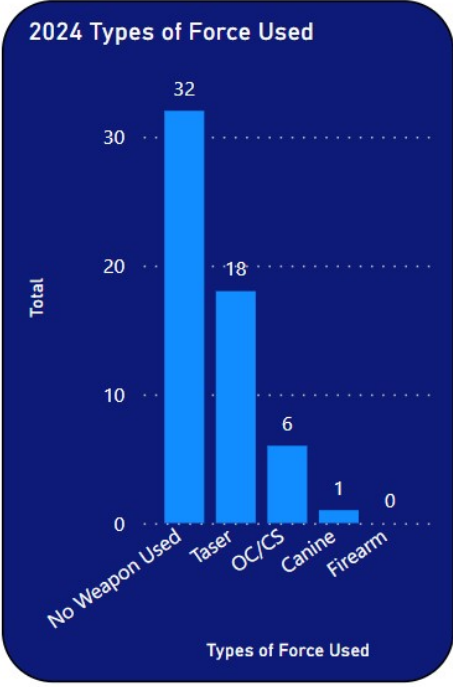
Use of Force & Complaint Information

Reported Use of Force Statistics

Use of Force Statistics	2023	2024	# Change	% Change
Reported Use of Force Incidents	30	57	27	90%
Total Assaults on Officer Incidents	7	4	-3	-43%
UOF/Assaults - also Resisting Arrests	13	35	22	169%
Juveniles	2	12	10	500%
Officers Injured in UOF	4	5	1	25%

FY 2023 vs 2024 Complaints

Month	2023	2024	# Change	% Change
Jan	1	3	-2	200%
Feb	2	9	-7	350%
Total	3	12	-9	300%



There is a use of force incident roughly once every 651 ALL Calls (21,482 CFS) in 2024. (33 Uses of Force)
There is a complaint roughly once every 1,790 ALL Calls in 2023. (12 complaints)

Source: Tyler RMS SQL for all offenses minus Murder from Persons and OD Deaths from Narcs. Tyler RMS SQL for Firearms Recovered which will likely not be equal to other hand curated Firearms Recovered work. Firearms Offenses from Intel and Call Data from DSS. Budget Info from P & R, UOF and Complaints from Patrol Ops (Types of Force Used likely lower than total until year-end data available). Please note all data is only as good as what's entered from line officer. Date Ran: 3/7/2024