

# PROPOSED 2026

## CAPITAL INVESTMENT & COMMUNITY DEVELOPMENT PROGRAM

---

As introduced to Akron City Council on January 5, 2026

Mayor Shammas Malik  
City of Akron



# TABLE OF CONTENTS

Overview & Highlights	03	Economic and Job Development	23
		<i>(Line Items 106-115)</i>	
Revenue & Expenditure Summary Graphs	05	Commercial & Industrial Development & Support - pg. 23	
		Small Business & Neighborhood Business District Support - pg. 24	
		Neighborhood Business Districts - pg. 24	
Program Fund Summary	06		
Ward Engagement	08	Sewer <i>(Line Items 116-144)</i>	25
		Combined Sewer Overflows (CSO) - pg. 25	
		Sanitary Sewers - pg. 26	
		Storm Water Systems - pg. 28	
		Water Reclamation Facility - pg. 28	
Transportation <i>(Line Items 1-23)</i>	09		
Arterials/Collectors - pg. 09			
Bridges - pg. 10			
Residential Streets - pg. 11			
Resurfacing Program - pg. 12			
Sidewalk Program - pg. 12			
Parks and Recreation <i>(Line Items 24-41)</i>	13	Water <i>(Line Items 145-171)</i>	29
Public Facilities <i>(Line Items 42-61)</i>	15	Water Distribution - pg. 29	
Miscellaneous <i>(Line Items 62-89)</i>	18	Water Plant - pg. 31	
		Watershed - pg. 32	
Housing and Community Development	21	APPENDIX A - Capital Budget History Narrative	33
<i>(Line Items 90-105)</i>		APPENDIX B - Capital Budget History Chart	34
		APPENDIX C - Neighborhood Capital Projects	35
		APPENDIX D - 2026 Issue 4 Income Tax (IT4)	36







# Overview & Highlights

On behalf of our entire administration, I am proud to share our **proposed 2026 Capital Investment and Community Development Program**, commonly known as the Capital Budget.

The capital budget is focused on the **key infrastructure investments** of city government in the areas of **public safety, transportation, water and sewer systems, parks and recreation facilities, other public facilities**, as well as certain investments in **economic development, housing, and community services**, including allocations of federal funds through the **CDBG** and **HOME** programs.

With this year's capital budget, our city government will **finish key projects**, maintain important **infrastructure**, improve **transportation** throughout the city, and start a phased process to fully renovate our **Akron Police Department headquarters**.

## Key Highlights of the 2026 budget include:

- Allocating \$6.5 million to resurfacing which will cover approximately 52 centerline miles of Akron roadway, as well as repairs to concrete streets. The city will also undertake major repair projects to Home Avenue, North Main Street in North Hill, and South Main Street between Bartges and Cedar.
- Investing \$1 million in the city sidewalk program which will allow us to complete approximately 225 repair requests. At the beginning of 2024, Akron was over 3 years behind on sidewalk requests but thanks to increased investment, in 2026 we will complete all the requests from 2024 and all the requests from 2025 up to September bringing us almost up to date on requests.
- The City of Akron has committed to a multi-year full renovation of the Stubbs Justice Center, which houses our Akron Police Department. In 2026, we will be replacing several transport elevators, replacing the heating and cooling lines from the basement to the 10th floor, and starting on the design for the full renovation.
- Supporting our parks and public spaces through new playground and recreation improvements across the city, as well as our new city meadows program which will improve the natural beauty and wildlife of certain parks while reducing mowing and stormwater runoff.
- Investing in new construction of infill housing, as well supporting our neighborhood Community Development Corporations, and beginning implementation of the Innerbelt Master Plan.
- Undertaking significant water and sewer projects, including the completion of the Northside Interceptor Tunnel and the replacement of the historic Brittain Road Reservoir.
- Replacement of two salt domes in the city which will help with our snow/ice response.
- The city has completed the removal of all lead service lines in the city. We are now moving on to galvanized lines with a goal of removing all the galvanized lines by the end of 2027.

# Overview & Highlights

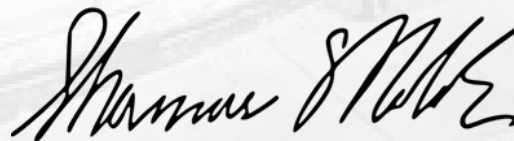
## Prioritizing Fiscal Responsibility

As the City of Akron transitions out of American Rescue Plan Act (ARPA) funding, our continued focus is on creating a **fiscally responsible capital budget** which prioritizes the city's key services and responsibilities. This year's proposed capital budget is **\$39 million less than** the 2025 capital budget, a **10.23% reduction**.

## Acknowledgements

This year's capital budget process began in the summer, with requests submitted by each city department and by **City Councilmembers**. Throughout the fall, we focused on **public engagement** at City Council ward meetings and community townhalls. Many people have put in hard work to make this budget possible. In particular, I want to thank the Long Range Planning Division, especially **Helen Tomic, Jim Ashley, and Amy Woodill**, and Planning Director **Kyle Julien**, as well as **Patricia Porter** in Communications. In each department, there are many other people to thank, and this budget is truly stronger because of each person who contributed.

In the coming weeks, our administration looks forward to engaging with City Council on this important piece of our city's budget.



Shammas Malik, Mayor

2026

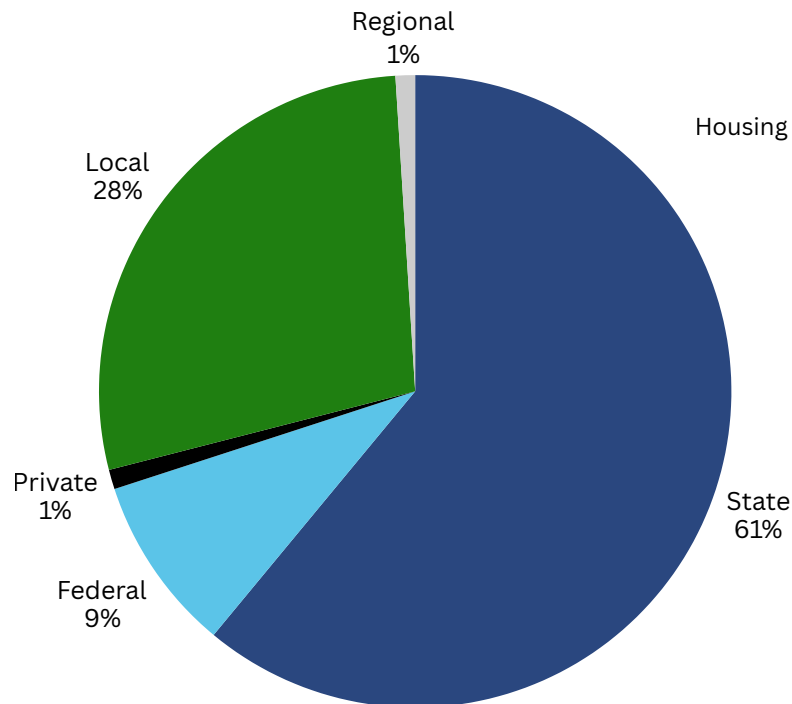




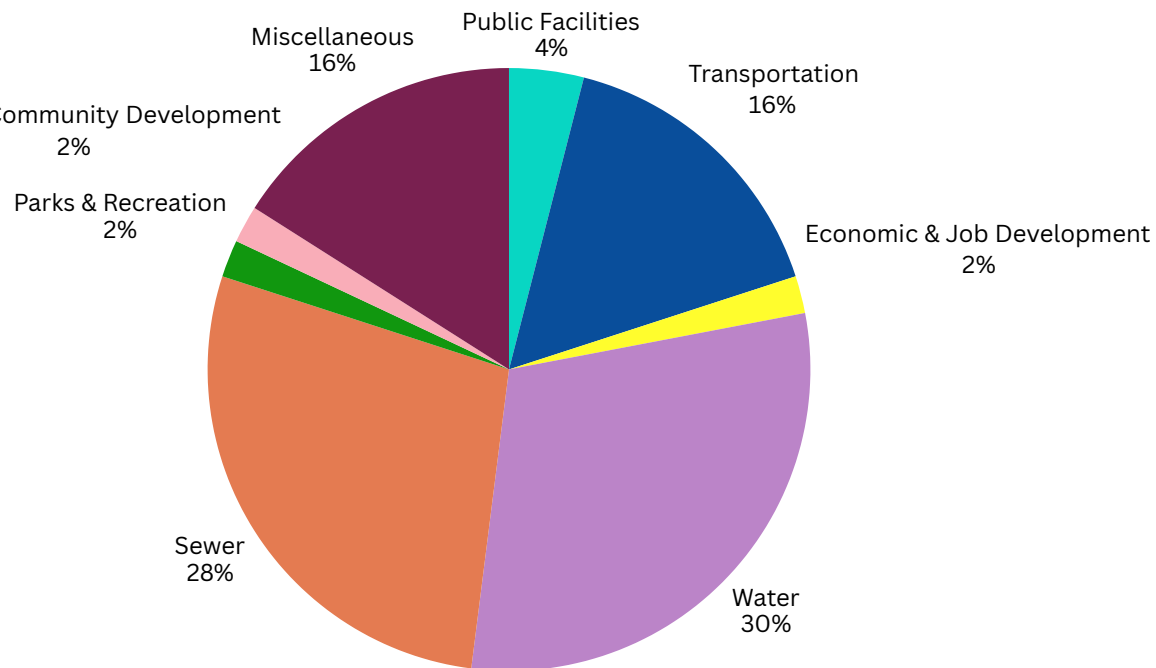
# 2026 CAPITAL INVESTMENT & COMMUNITY DEVELOPMENT PROGRAM REVENUE & EXPENDITURE SUMMARY GRAPHS



## FUNDING



## EXPENDITURE



### FUNDING SUMMARY \$341,909,940

State (61%)	\$209,317,316
Local (28%)	\$95,870,555
Federal (9%)	\$29,829,945
Private (1%)	\$4,954,204
Regional (1%)	\$1,937,920

### EXPENDITURE SUMMARY

**\$341,909,940**

Water (30%)	\$102,191,861
Sewer (28%)	\$94,310,000
Miscellaneous (16%)	\$54,776,000
Transportation (16%)	\$53,629,328
Public Facilities (4%)	\$13,181,265
Economic & Job Development (2%)	\$8,650,000
Housing & Community Development (2%)	\$8,992,500
Parks & Recreation (2%)	\$6,178,986

## 2026 CAPITAL INVESTMENT & COMMUNITY DEVELOPMENT PROGRAM FUND SUMMARY

LOCAL	FUNDING SOURCE	BUDGET (\$)	DESCRIPTION
Akron Safety Center	ASC	2,285,222	Akron Safety Center reserves
General Obligation Debt	GO	13,940,522	Debt secured by City's full faith and credit
Income Tax	IT	48,009,900	27% of City's 2% Income Tax Collections (includes .25% Safety & Street funds)
Income Tax - Safety & Streets	IT4	10,726,000	.25% Income Tax Increase for Police, Fire and Roads
Oil & Gas Revenue	OGR	150,000	Revenue derived from oil and gas wells
Property Taxes	PT	1,800,000	Property tax revenue .41 mileage
Sewer Capital Fund	SCF	11,695,483	Sanitary sewer user fees used for capital projects
Street Lighting Assessments	SLA	600,000	Annual assessments levied for provision of street lighting
Tax Increment Financing	TIF	541,500	Payments in lieu of property taxes on new development
Tag Tax	TT	3,599,000	Permissive vehicle license tax
Water Capital Fund	WCF	2,523,150	Water user fees used for capital projects
<b>SUBTOTAL</b>		<b>\$95,870,555</b>	

REGIONAL	FUNDING SOURCE	BUDGET (\$)	DESCRIPTION
Joint Economic Development District	JEDD	1,244,000	Income Tax in JEDD areas
City of Cuyahoga Falls	CUYF	183,500	Funds from City of Cuyahoga Falls
City of Norton	NORTON	510,420	Funds from City of Norton
<b>SUBTOTAL</b>		<b>\$1,937,920</b>	

STATE	FUNDING SOURCE	BUDGET (\$)	DESCRIPTION
Clean Ohio Program	CLEANOH	500,000	Funding to preserve land and clean up environment
Clean Ohio Trails Funds	COTF	125,000	Clean Ohio Trail Fund monies
Gas Tax	GAS	100,000	Additional 6 cents of Gas Tax returned to City
Ohio Department of Development	ODOD	6,116,000	State development agency funding
Ohio Department of Transportation	ODOT	6,187,596	State transportation agency funding
Ohio Public Works Commission	OPWC	17,100,824	Bond issue & 1 cent gas tax for infrastructure updates
Ohio Water Development Authority	OWDA	75,013	State financial assistance for environmental infrastructure
State of Ohio	STATE	3,175,000	Funding through the State of Ohio
Water Supply Revolving Loan Fund	WSRLA	97,268,383	Ohio EPA Water Supply Rev. Loan Account
Water Pollution Control Loan Fund	WPCLF	78,669,500	Loan funds for wastewater treatment works projects
<b>SUBTOTAL</b>		<b>\$209,317,316</b>	





## 2026 CAPITAL INVESTMENT & COMMUNITY DEVELOPMENT PROGRAM FUND SUMMARY

FEDERAL	FUNDING SOURCE	BUDGET (\$)	DESCRIPTION
Akron Metropolitan Housing Authority	AMHA	50,000	Akron Metropolitan Housing Authority
Bridge Replacement	BR	7,200,277	FHWA funds for bridges
Community Development	CD	7,165,000	Community Development Block Grant, HOME funds from HUD
Congestion Mitigation/Air Quality	CMAQ	600,000	FHWA funds for road projects improving environment
Environmental Protection Agency	EPA	3,160,000	Funding for environmental improvements
U.S. Department of Transportation	FDOT	280,000	Federal transportation funding programs
Federal Aviation Administration	FAA	1,121,568	Federal Aviation funding
Healthy Homes Funds	HH	187,500	Healthy Homes grant funds from HUD
Lead Paint Program	LEAD	1,750,000	Lead Hazard Reduction grant funds from HUD
Federal SAFETY Funds	SAFETY	2,500,000	Federal SAFETY Funds
Surface Transportation Block Grant	STBG	4,250,000	FHWA funds for classified roads above minor collector & bridges
Transportation Alternatives Set Aside	TASA	1,565,600	Transportation Alternatives Set Aside
<b>SUBTOTAL</b>		<b>\$29,829,945</b>	

PRIVATE	FUNDING SOURCE	BUDGET (\$)	DESCRIPTION
Private	PVT	362,272	Various funding from private sector
Special Assessments	SA	4,067,234	Assessments levied for improvements adjacent to property
Summit Metro Parks	SMP	524,698	Funding from Summit Metro Parks
<b>SUBTOTAL</b>		<b>\$4,954,204</b>	

**GRAND TOTAL** —————> **\$341,909,940**



# WARD ENGAGEMENT



Over the past several months, city staff have presented about the 2026 capital budget at six City Council ward meetings and town halls across the city.

At these meetings, city staff provided residents with an overview of the capital budget process, and asked them to identify investments that should receive priority in the capital budget.

These presentations illustrated the wide range of the work accomplished through the capital budget and how the City invests in its capital assets in order to improve operations, strengthen the quality of life for our residents, make Akron more attractive for private investment, and ensure that the City's infrastructure aligns with our strategic goals and plans.

City staff explained how the City's capital needs are identified, how the City funds investments to address those needs, and the budgetary constraints that require us to make often challenging choices about what investments to prioritize and what investments can be delayed.

These meetings reflect the administration's commitment to creating a more transparent and engaging city government.



Additionally, attendees were asked to identify their priorities across five categories: Parks and Recreation, Transportation, Public Facilities, Housing and Community Development, and Public Safety. Each attendee was provided with six stickers and asked to indicate their priorities by placing the stickers on posters labeled with the spending categories.

This exercise gave residents a sense of the challenges involved in addressing a broad range of capital needs with a limited budget.



# 2026 CAPITAL INVESTMENT & COMMUNITY DEVELOPMENT PROGRAM

## TRANSPORTATION

**\$53,629,328**

Since 2016, the City of Akron has invested over **\$50 million in resurfacing** Akron's roadways. Thanks to Akron voters passing the income tax increase for Police, Fire, and Roads back in 2017, the city has been able to go from paving **16 miles of roadway** a year to approximately 53 miles per year on average. Due to that ongoing work, most of Akron's roadways are now graded as "fair" to "good" which is an outstanding improvement to where the city was 5, 10, or 15 years ago.

Akron is responsible for **832 centerline miles of pavement** (or 122,000,000 square feet of pavement) and 144 bridges. Projects in the Transportation section of the budget have either deteriorated beyond simple maintenance or require safety improvements.

Highlights of this year's budget include the completion of the **Home Ave. asphalt replacement**, beginning **S. Main St. phase 3** from Bartges to Cedar, N. Main St. full street improvements, **\$1 million to the city sidewalk program**, and maintenance and rehabilitation of several of our bridges. Akron is investing **\$6.5 million** to resurface approximately 52 miles of roadway this year and another **\$1.85 million** on the city's concrete pavement rehabilitation program.

### Arterials/Collectors

**\$24,066,063**

#### 1 East Cuyahoga Falls Avenue (N. Main Street - SR8)

Striping and new curb ramps.

#### Funding Source

Budget (\$)

#### **TOTAL**

**484,000**

GO 82,000

ODOT 402,000

#### 2 Home Avenue Improvements (Tallmadge - Independence)

Replacement of the existing concrete pavement on Home Avenue with full depth asphalt pavement, from Independence Ave. to approximately 900 feet south of Tallmadge Ave. Curb and sidewalk will be patched as needed. Curb ramps will be replaced to meet ADA requirements.

#### **TOTAL**

**3,300,000**

GO 1,165,110

SA 311,161

SCF 115,420

OPWC 1,708,309

#### 3 Howard Glenwood Intersection

Safety study to determine proper countermeasures, including a roundabout.

GO

40,000



# 2026 CAPITAL INVESTMENT & COMMUNITY DEVELOPMENT PROGRAM

## TRANSPORTATION

		Funding Source	Budget (\$)
4	<b>Merriman Valley Mobility Study</b> (Merriman Road / Portage Path Area)	GO	50,000
	Traffic and Safety studies to complement the Merriman Valley Area Master Plan.		
5	<b>N. Main Street Complete Street</b> (All America Bridge - N. Corp. Line)	<b>TOTAL</b>	<b>10,838,000</b>
	Resurface existing pavement, repairing subbase. Implement a road diet within the existing pavement footprint through striping. Bring curb ramps up to current ADA standards, repair/replace deficient sidewalk. Traffic signals will be upgraded. Includes water main replacement.		
		GO	1,850,000
		STBG	4,100,000
		SA	613,000
		CMAQ	600,000
		SAFETY	2,500,000
		OPWC	1,175,000
6	<b>S. Main Street Phase 3</b> (Bartges Street to Cedar Street)	<b>TOTAL</b>	<b>9,354,063</b>
	Improvements will include saw cutting 2' from the face of curb to create a combination curb and gutter and replacing the concrete pavement with full depth asphalt pavement. Possible road diet.		
		SCF	360,063
		SA	195,000
		TT	3,599,000
		OPWC	5,200,000
<b>Bridges</b>			<b>\$10,899,365</b>
7	<b>Annual Bridge Inspection &amp; SNBI Update</b>	GO	110,000
	Update the existing bridge inventory to the new Specifications for the Nation Bridge Inventory (SNBI) as required by the U.S. Department of Transportation & ODOT.		
8	<b>Bowery Street Bridge over Canal - PID 116146</b>	<b>TOTAL</b>	<b>3,218,510</b>
	Improvements include partial deck replacement, abutment reconstruction, replacement of drainage system, and other patching of sidewalk, curb, etc. Bike lanes will be included as an easy connection from the towpath to the Main Street cycle track.		
		GO	248,970
		PVT	150,000
		OPWC	330,000
		BR	2,489,540
9	<b>High Level Bridge</b>	IT	250,000
	City's share for the design costs to replace the High-Level Bridge. This will be a Summit County construction project.		





## 2026 CAPITAL INVESTMENT & COMMUNITY DEVELOPMENT PROGRAM

### TRANSPORTATION

		Funding Source	Budget (\$)
10	<b>High Street Viaduct Rehabilitation - PID 121826</b> Repairs to failed expansion joints, miscellaneous concrete patching and sealing.	GO	314,919
11	<b>Kent Street Bridge Deck Replacement</b> Replacement of the Kent Street Bridge Deck. Includes minor repairs to the concrete abutments.	<b>TOTAL</b>	<b>109,281</b>
		GO	28,245
		BR	81,036
12	<b>S. Main Street Bridge over CSX</b> (S. Main St. over CSX Railroad, Near Miller Ave.) Bridge repairs including joint replacement, patching piers and abutments.	<b>TOTAL</b>	<b>3,760,000</b>
		GO	460,000
		BR	3,300,000
13	<b>University Avenue Major Preventative Maintenance</b> Carryover. Bridge rehabilitation including replacing deck overlay, expansion joints, approach slabs, as well as upgrading the sidewalk. Project managed by Summit Metro Parks.	<b>TOTAL</b>	<b>3,136,655</b>
		GO	69,984
		BR	1,329,701
		PVT	112,272
		SMP	524,698
		TASA	1,100,000
<b>Residential Streets</b>			<b>\$2,408,000</b>
14	<b>Belleau Wood Drive Improvements</b> (LaFayette Drive - north end) Carryover. Replacement of deteriorated concrete pavement with asphalt pavement, and concrete curb and gutter. Existing pavement was installed over an unstable subbase.	<b>TOTAL</b>	<b>944,500</b>
		GO	551,800
		SA	100,000
		SCF	10,000
		OPWC	282,700
15	<b>Traffic Calming</b> Continue piloting asphalt speed tables, raised crosswalks, speed limit reductions, solar sign installations, and removal and restriping projects (focusing on High Injury Network and other areas of concern).	<b>TOTAL</b>	<b>500,000</b>
		IT4	250,000
		IT	250,000
16	<b>Wendling Drive et al</b> Wendling Drive will be fully improved with asphalt pavement and concrete curb and gutter. The other streets in the neighborhood will be patch and matched with concrete.	<b>TOTAL</b>	<b>963,500</b>
		GO	349,500
		SA	175,000
		OPWC	439,000



# 2026 CAPITAL INVESTMENT & COMMUNITY DEVELOPMENT PROGRAM

## TRANSPORTATION

### Resurfacing Program

**\$13,710,900**

*Resurfacing (Local sponsor)*

*\$8,350,000*

#### 17 Annual Resurfacing Program

Annual resurfacing program. Includes arterial and collector, microsurfacing, partial depth resurfacing, preventive maintenance, residential resurfacing, and unimproved street resurfacing.

<b><u>TOTAL</u></b>	<b><u>6,500,000</u></b>
IT4	2,750,000
IT	2,000,000
SA	1,750,000

#### 18 Concrete Pavement Rehabilitation Program

Rehabilitate existing brick and concrete pavement with spot repairs and partial replacements to create a more uniform surface and extend the useful life of the pavement.

<b><u>TOTAL</u></b>	<b><u>1,850,000</u></b>
GAS	100,000
IT	100,000
SA	400,000
OPWC	1,250,000

#### 19 ODOT Resurfacing - V Odom - PID 113037

(SR59 - 77/76)

ODOT-led resurfacing.

<b><u>TOTAL</u></b>	<b><u>3,865,100</u></b>
GO	533,687
SA	109,073
STBG	150,000
NORTON	510,420
ODOT	2,561,920

#### 20 ODOT Resurfacing - Tallmadge Avenue - PID 116804

(SR8 - Brittain)

ODOT-led resurfacing.

<b><u>TOTAL</u></b>	<b><u>1,495,800</u></b>
GO	258,600
SA	114,000
ODOT	1,123,200

### Sidewalk Program

**\$2,545,000**

#### 21 Akron Peninsula Rd. Multi-Use Trail

Create 4700' long 11' wide asphalt shared-use trail from the Riverwoods Public Preserve to West Portage Trail.

<b><u>TOTAL</u></b>	<b><u>1,225,000</u></b>
TIF	541,500
CUYF	183,500
CLEANOH	500,000

#### 22 Citywide Sidewalk Program

Repair of sidewalks requested by property owners. Includes \$50,000 annually to improve ADA access to city parks and community centers.

<b><u>TOTAL</u></b>	<b><u>1,000,000</u></b>
GO	700,000
SA	300,000

#### 23 Safe Streets & Roads For All (SS4A) Improvements

Various pedestrian focused improvements, planning studies, and future improvements.

<b><u>TOTAL</u></b>	<b><u>320,000</u></b>
GO	40,000
FDOT	280,000





## 2026 CAPITAL INVESTMENT & COMMUNITY DEVELOPMENT PROGRAM

### PARKS AND RECREATION

**\$6,178,986**

The City of Akron manages **162 parks** encompassing 1,500 acres. The 2026 Capital Budget provides **\$1.2 million** for the Rubber City Heritage Trail Phase 2 project which will utilize the 6-mile rail corridor formerly used by the rubber companies. There is **\$600,000** allocated to community centers and parks for capital improvements including HVAC systems, lighting, fencing, flooring, and more. There is **\$160,000** to invest in the construction of a restroom at the Elizabeth Park Splash pad and **\$100,000** to build the e-sports gaming rooms at Lawton Street/Judge Williams Community Center and Joy Park Community Center.



		Funding Source	Budget (\$)
24	<b>Akron Parks Challenge</b> Design and construction of recommended park improvements identified by the Akron Parks Collaborative through the Akron Parks Challenge grant program.	IT	150,000
25	<b>City Wildflower Meadow and Habitat Restoration Initiative</b> Reduce mow-able acreage of City Parks by removing sod and installing wildflower corridors that restore habitat for pollinators, provide educational opportunities to the public, reduce storm water run off and maintenance costs. Sites include Hardesty Park, Memorial Parkway Soccer Fields, and Summit Lake.	IT	70,000
26	<b>Court Resurfacing Program</b> Annual program to address basketball and tennis court resurfacing needs.	GO	100,000
27	<b>Elizabeth Park Splash Pad</b> Construction of restroom facility with changing station.	CD	160,000
28	<b>Esports Gaming Rooms</b> Provide Esports gaming rooms at Lawton Street and Joy Park community centers.	IT	100,000
29	<b>Gorge Dam Removal</b> Carryover. Great Lakes Restoration Initiative grant to pay for the design of removal of the Gorge Dam, stabilization of adjacent infrastructure in the dam pool, and associated river restoration. The grant is being managed by the City of Akron.	EPA	800,000
30	<b>Hyre Park Improvements</b> Playground and tennis court improvements.	GO	150,000



## 2026 CAPITAL INVESTMENT & COMMUNITY DEVELOPMENT PROGRAM

### PARKS AND RECREATION

		Funding Source	Budget (\$)
31	<b>Kent Street / Middlebury Park</b> Great Lakes Restoration Initiative grant to design and construct a park in a disadvantaged community per the Climate and Economic Justice Screening Tool. The park will provide community access to green and blue spaces. This is a continuation from the Kent Street Dam Removal project.	EPA	130,000
32	<b>Lane Field Track Improvements</b> Carryover. Improvements to the 8-lane running track.	GO	50,000
33	<b>Lawton Street Community Center</b> Design of pickleball courts.	IT	20,000
34	<b>Little Cuyahoga River Restoration and Lowhead Dam Removal</b> Carryover. Restoration of floodplain areas, remove three lowhead dams to address channelization in the river, and improve fish habitat.	EPA	2,230,000
35	<b>Miscellaneous Community Centers</b> Miscellaneous building improvements including HVAC systems, flooring, lighting, and restrooms at various community centers including Balch Street, Firestone, Joy Park, Kenmore, Lawton Street, and Northwest Family Recreation Center.	IT	300,000
36	<b>Miscellaneous Parks</b> Small capital improvements at various parks such as play equipment, electric, lighting, and fencing. Projects include play equipment at Aquae Park, Gale Crosby, and Summit Lake. Ballfield improvements at Heintz-Hillcrest & Prentiss Park, and walkway repairs at Atwood-Galena Park.	IT	300,000
37	<b>Parks, Lighting &amp; Public Spaces</b> Installation of additional park lighting and security cameras at city parks and community centers.	GO	75,000
38	<b>Rubber City Heritage Trail - Phase 2</b> Phase 2 of a multi-use recreational trail that will utilize the 6-mile rail corridor formerly used by the rubber companies. Limits Exchange Street & Arlington Street intersection and ending at the Exchange Street & Hunting Avenue intersection.	<b>TOTAL</b> GO TASA COTF ODOT	<b>1,248,204</b> 20,525 462,000 125,000 640,679
39	<b>Rubber City Heritage Trail - Phase 3</b> Phase 3 of a multi-use recreational trail that will utilize the 6-mile rail corridor formerly used by the rubber companies. Limits are Exchange Street to Brown Street.	<b>TOTAL</b> GO TASA	<b>170,782</b> 167,182 3,600
40	<b>Silver Maple Ridge Green Space</b> Development of green and public space at the Silver Maple Ridge Park.	CD	50,000
41	<b>Summit Lake ODNR Lease</b> Partial funding for the construction of a replacement building on ODNR land.	STATE	75,000





## 2026 CAPITAL INVESTMENT & COMMUNITY DEVELOPMENT PROGRAM

### PUBLIC FACILITIES

**\$13,181,265**

The City of Akron owns and maintains **15 Fire facilities, 3 Police facilities, 12 Municipal facilities, 8 parking decks, 11 community centers, 1 fitness center, 3 in-ground swimming pools, 4 splash pads, 2 stadiums and an airport.** The Building Maintenance Department not only works on these facilities but also provides support for **Lock 3** and **Parks and Recreation's** many community festivals throughout the year. This year's budget focuses on much needed **infrastructure improvements** including a replacement of the underground fuel farm at the Akron Executive Airport, work on several city-owned parking decks, and over **\$4.2 million** for the beginning of the rehabilitation of Stubbs Justice Center.



	Funding Source	Budget (\$)
42 <b>Airport General Consulting Services</b> General consulting services to cover land releases, land leases, grant submissions, and general consulting services at the airport.	IT	50,000
43 <b>Airport Fuel Farm Replacement</b> Replacement of underground fuel tanks with above-ground steel tanks.	<b><u>TOTAL</u></b>	<b><u>1,450,000</u></b>
	IT	700,000
	ODOT	750,000
44 <b>Airport Taxiway B Decoupling</b> Removal of the Taxiway B within the Runway 7-25 Safety Area.	<b><u>TOTAL</u></b>	<b><u>387,000</u></b>
	IT	19,350
	ODOT	367,650
45 <b>Airport Remark Runway 7-25</b> Remarking Runway 7-25.	<b><u>TOTAL</u></b>	<b><u>211,000</u></b>
	IT	10,550
	ODOT	200,450
46 <b>Airport Snow Removal Equipment</b> Purchase of 10-ton dump bed truck with spreader and front attachment broom/sweeper and plow to remove snow on runways & taxiways.	<b><u>TOTAL</u></b>	<b><u>963,265</u></b>
	ODOT	126,697
	FAA	836,568
47 <b>Airport Taxiway P Rehabilitation</b> Rehabilitation of pavement on Taxiway P. FAA grant has been secured for the design costs.	<b><u>TOTAL</u></b>	<b><u>300,000</u></b>
	ODOT	15,000
	FAA	285,000







## 2026 CAPITAL INVESTMENT & COMMUNITY DEVELOPMENT PROGRAM

### PUBLIC FACILITIES

	Funding Source	Budget (\$)
48 <b>Canal Park Stadium Improvements</b> Restoration of all roofs. Approx. 42,000 sf.	GO	570,000
49 <b>Cascade Parking Deck Rehabilitation</b> The project will address multiple issues along the central expansion joint such as repairing failed columns, repairing ramps, replacing stairs, and rehabbing stair towers. Waffle slab will be rehabbed or replaced around the central expansion joint, Mill Street entrance and the loading dock area. Wayfinding will be addressed within the work limits.	<b>TOTAL</b> GO STATE	<b>2,050,000</b> 50,000 2,000,000
50 <b>Central Services Vehicle Lift Replacement</b> Phase 2 of replacing vehicle lifts at the Central Services Garage. The existing vehicle lifts are 25 years old and parts have become obsolete. This is necessary for mechanic safety.	GO	175,000
51 <b>Lock 2 Area</b> A partnership project with OECC, Akron Children's Hospital and Akron Rubber Ducks on improvements to Lock 2.	PVT	100,000
52 <b>Morley Parking Deck Sprinkler Replacement</b> Install new fire suppression system.	GO	1,625,000
53 <b>Municipal Building Miscellaneous Improvements</b> Miscellaneous improvements to the Municipal Building.	IT	100,000
54 <b>Mustill Store and House Improvements</b> Replaced damaged wood siding, new exterior paint and tuck-point foundation to stop water leaks.	JEDD	75,000
55 <b>MSC Fire Alarm Panel and System Upgrade</b> Replace outdated Fire Panel and upgrade system throughout buildings.	GO	40,000
56 <b>MSC Garage 1A + 1B Rehabilitation</b> Replace damaged/missing steel siding, repair damaged support columns, sandblast and coat steel beams and install sprayfoam insulation to interior of walls to extend longevity of building life and make more energy efficient to reduce heating costs.	GO	250,000
57 <b>MSC Improvements - Public Works</b> Replacement of HVAC equipment, security upgrades and structural repairs at the Municipal Service Center.	GO	125,000



## 2026 CAPITAL INVESTMENT & COMMUNITY DEVELOPMENT PROGRAM

### PUBLIC FACILITIES

		Funding Source	Budget (\$)
58	<b>Parking Deck Lighting Upgrades</b> Upgrade existing lighting to LED lighting in the parking decks.	GO	75,000
59	<b>Progress Through Preservation Roof Replacement</b> Replace wood shake shingles with new asphalt shingles to stop water damage to building.	JEDD	25,000
60	<b>Salt Storage Construction</b> Construction of two salt storage structures. One will be located at the Westside Depot and the other at the Municipal Service Center. Each structure will have storage capacities of 18,000 tons of salt.	GO	325,000
61	<b>Stubbs Building Improvements</b> Building improvements, riser pipe replacement, and elevator modernization. Includes design of phase one renovations.	<b><u>TOTAL</u></b>	<b><u>4,285,000</u></b>
		ASC	2,285,000
		GO	2,000,000



# 2026 CAPITAL INVESTMENT & COMMUNITY DEVELOPMENT PROGRAM

## MISCELLANEOUS

**\$54,776,000**

This section of the budget includes a variety of needs including **debt services**, and various **public safety equipment**. With the 2026 budget, the city will pay **\$39 million** in annual repayments on various forms of debt. There's an additional **\$4.075 million** for equipment replacement including the snow and ice fleet and a bucket truck for Traffic Engineering. The city will invest **\$453,000** for the ongoing contract for police body-worn cameras and **\$525,000** to replace miscellaneous EMS equipment such as cardiac monitors.

	Funding Source	Budget (\$)
62 <b>Abandon Declining City Owned Oil &amp; Gas Well</b> Abandon declining City owned oil & gas wells that no longer produce enough income to justify their continued operation.	OGR	150,000
63 <b>Debt Service</b> Annual repayments on various forms of debt. Includes safety forces bond funds.	<b>TOTAL</b>	<b>39,000,000</b>
	IT	37,200,000
	PT	1,800,000
64 <b>Downtown Beautification</b> Annual beautification to various downtown areas.	IT	10,000
65 <b>Equipment Replacement - Fire</b> Replacement of up to four ambulances, emergency response SUVs, and fleet vehicles.	IT	850,000
66 <b>Equipment Replacement - Police</b> Annual replacement of obsolete or otherwise unusable rolling stock. Up to 10 vehicles including 6 marked police cruisers, a negotiator vehicle, and unmarked vehicles.	IT	400,000
67 <b>Equipment Replacement - Public Works</b> Replacing the aging Snow and Ice Fleet. Trucks, plows, spreaders, brine tanks and more. Includes bucket truck for Traffic Engineering.	<b>TOTAL</b>	<b>4,075,000</b>
	IT4	3,000,000
	IT	1,075,000
68 <b>Fire CAD System</b> Annual maintenance of new Tyler CAD system to be used by City of Akron safety forces.	IT4	193,000
69 <b>Fire Combined Communication Center</b> Funding for expenses related to new Combined Communications Center.	IT4	188,000
70 <b>Fire Facility Improvement Program</b> Repair various fire station kitchens, HVAC systems, overhead doors, generators, drive aprons, and parking lots.	<b>TOTAL</b>	<b>255,000</b>
	GO	125,000
	IT4	130,000





## 2026 CAPITAL INVESTMENT & COMMUNITY DEVELOPMENT PROGRAM

### MISCELLANEOUS

		Funding Source	Budget (\$)
71	<b>Fire / EMS Miscellaneous Equipment</b> Provide for replacement of end of service life EMS equipment. Examples include cardiac monitors, LUCAS CPR devices, Styker Powerload Cots, Nozzles, hoses, and miscellaneous equipment.	<b>TOTAL</b>	<b>525,000</b>
		IT4	400,000
		GO	125,000
72	<b>Fire Management Software, Hardware, and Renewals</b> Funding of ongoing support and maintenance of critical software systems.	IT4	210,000
73	<b>Fire Structural Turn-Out Gear Replacement</b> Annual program to provide for the replacement of structural fire protective clothing equipment.	IT4	200,000
74	<b>Fire Station Debt Service</b> Debt service for construction of fire stations 2, 4, and 12.	IT	2,000,000
75	<b>Police Academy / Training</b> Funding for continued improvements to APD Training facility and to cover costs of the APD Basic Academy and the Citizens Academy.	IT4	536,000
76	<b>Police Body Worn Cameras Annual Contract</b> Primary contract for BWC cameras, docking equipment, licenses, and evidence.com storage.	IT4	453,000
77	<b>Police CAD System Contract</b> Contract payment for CAD system. Multi-year contract with Summit County/Tyler Technologies.	IT4	358,000
78	<b>Police Combined Communication Center</b> Funding for contract cost of Safety Communications facility and maintenance.	IT4	348,000
79	<b>Police Dan St. Training Bureau Facility Improvements</b> Replacement of the HVAC units and roof repairs.	<b>TOTAL</b>	<b>1,600,000</b>
		IT4	500,000
		STATE	1,100,000
80	<b>Police Gear &amp; Equipment Replacement</b> Funding for development and implementation of Patrol long gun program, replacement of police gear, body armor, and other equipment.	IT4	255,000
81	<b>Police Management Software, Hardware &amp; Renewals</b> Funding for ongoing support and maintenance of critical software systems including NetMotion, Grayshift, and LEFTA. New deployment of METR, Acquisition, E-cite, and other software systems critical to improving department operations and customer service.	IT4	664,000



## 2026 CAPITAL INVESTMENT & COMMUNITY DEVELOPMENT PROGRAM

### MISCELLANEOUS

	Funding Source	Budget (\$)
82 <b>Police Taser Replacement Equipment</b> Contract for latest CEW device technology to provide all Uniform officers Taser devices.	IT4	291,000
83 <b>Traffic Annual Signal Replacement &amp; Optimization Program</b> Replacement of aging signalized intersection infrastructure and optimization of existing signalized intersection operations.	IT	100,000
84 <b>Traffic Annual Street Signal Support Replacement Program</b> Annual traffic signal support replacement program.	IT	35,000
85 <b>Traffic Miscellaneous</b> Annual purchase of new and replacement traffic control equipment for the purpose of maintaining the existing infrastructure and implementing improvements that enhance the safe and efficient movement of all road users.	IT	120,000
86 <b>Tree Planting (AWR)</b> Annual replacement of trees throughout the City which are located in the right-of-way, Parks, or other City-owned lands to increase the canopy coverage.	<b>TOTAL</b>	<b>700,000</b>
	IT	200,000
	SCF	500,000
87 <b>Tree Removal (Citywide)</b> Annual removal of dead, diseased, and/or dying trees throughout the City located within the right-of-way, Parks, or other City-owned land.	IT	400,000
88 <b>Tree Trimming (Citywide)</b> Annual trimming of trees located throughout the City located within the right-of-way, Parks, or other City-owned land to improve tree structure and health which will extend the life of the trees, clear site obstructions from street signs, and to clear from streetlights.	<b>TOTAL</b>	<b>800,000</b>
	IT	200,000
	SLA	600,000
89 <b>Youngs Restaurant Site Improvements</b> Hydraulic Study for the former Youngs Restaurant parcel. Pre-development activities including studies, evaluations, and site preparation to the former Young Restaurant site.	JEDD	60,000





## 2026 CAPITAL INVESTMENT & COMMUNITY DEVELOPMENT PROGRAM

### HOUSING & COMMUNITY DEVELOPMENT

**\$8,992,500**

Housing and Community Development Programs are primarily supported with funding through the Community Development Block Grant (**CDBG**) Program, the HOME Investment Partnership (**HOME**) Program and the Emergency Solutions Grant (**ESG**) Program.

The City of Akron continues to move forward with activities to **stabilize neighborhoods** and assist residents in keeping a **safe, warm and dry home**. Of the City's approximately 93,000 housing units, over a third were constructed before 1940. Maintenance and reinvestment are necessary in order to preserve neighborhoods and housing values. The City utilizes CDBG and HOME funds for this purpose. The City continues to combine **rehabilitation assistance** with **Lead Hazard Reduction Demonstration Program** funding and **Healthy Homes** funding to maximize the efficient use of available resources and manpower. The City also works with area agencies to provide additional housing assistance.

Community service programs assist lower income residents with a range of **public social services concentrating on infant mortality, public safety, the judicial system, financial empowerment centers and information and referrals**. Thousands of residents take advantage of these programs every year.

Other objectives include assisting unhoused persons to obtain **affordable housing, retaining affordable housing, increasing the availability of permanent housing** that is affordable to low-income people without discrimination and **increasing supportive housing** with features and services that enable persons with special needs to live in dignity.



	Funding Source	Budget (\$)
90 <b>Acquisition/Relocation/Clearance</b>	<b><u>TOTAL</u></b>	<b><u>200,000</u></b>
Acquisition, relocation, and clearance of dilapidated structures or vacant lots in neighborhood development and redevelopment areas, land assembly to assist non-profits, and neighborhood blight removal.	CD	100,000
	JEDD	100,000
91 <b>AMHA Environmental Reviews</b>	AMHA	50,000
Assistance to Akron Metropolitan Housing Authority by providing environmental reviews for property improvements.		
92 <b>Affordable Housing Development</b>	CD	900,000
Matching funds for housing development organizations.		



## 2026 CAPITAL INVESTMENT & COMMUNITY DEVELOPMENT PROGRAM

### HOUSING & COMMUNITY DEVELOPMENT

		Funding Source	Budget (\$)
93	<b>Comprehensive Plan Update</b> Modernization of City Comprehensive Plan to better support housing and neighborhood redevelopment.	IT	500,000
94	<b>Demolition</b> Demolition of vacant, abandoned, and/or deteriorated housing, garages, and commercial buildings.	CD	400,000
95	<b>Innerbelt Master Plan Implementation</b> Community-informed improvements and beautification to the decommissioned Innerbelt right-of-way.	IT	500,000
96	<b>New Housing Construction</b> Miscellaneous infill affordable housing projects.	CD	1,500,000
97	<b>Homeless Shelter</b> Support of homeless shelters. Includes 2020 CARES Act funds.	CD	500,000
98	<b>Minor Home Repair</b> Emergency home repair for low income, elderly, and handicapped homeowners.	CD	400,000
99	<b>Public Facilities and Improvements</b> Design and construction of public space improvements.	CD	150,000
100	<b>Summit Lake Infill Housing</b> Releasing scattered site parcels in the Summit Lake neighborhood for the development of infill housing. Provide HOME subsidy for the development of 10 income restricted affordable housing units.	CD	350,000
101	<b>Community Gardens</b> Support of community gardens throughout the City.	CD	50,000
102	<b>Community Services</b> Public Services to primarily serve City of Akron residents. Programs include infant mortality, public safety and the judicial system, financial employment centers, and information and referrals.	CD	400,000
103	<b>Fair Housing</b> Services that further fair housing activities in Akron including housing discrimination, complaint processing, tenant/landlord services, homeownership counseling, and public education.	CD	80,000
104	<b>Financial Empowerment Center</b> Provide funding for Financial Empowerment Center.	CD	200,000
105	<b>Neighborhood Revitalization &amp; Sustainability</b> Grants and loans for housing rehabilitation and lead paint abatement to owners of property.	<b>TOTAL</b>	<b>2,812,500</b>
		CD	875,000
		HH	187,500
		LEAD	1,750,000




## 2026 CAPITAL INVESTMENT & COMMUNITY DEVELOPMENT PROGRAM

### ECONOMIC AND JOB DEVELOPMENT

**\$8,650,000**

The City of Akron's Economic Development Department complements Planning Department initiatives within the Office of Integrated Development. The department focuses on **fostering economic growth, retaining, and attracting businesses, strengthening business districts, and improving the quality of life** for residents. The Economic Development team supports the spectrum of business from micro-entrepreneurship to mature businesses through a combination of City programming and capacity outsourced to a robust network of community partners. The department is an active participant in **Elevate Greater Akron** – a cross-sector collaboration between local, regional, and state organizations to drive prosperity in Akron and the Greater Akron region.

This year's budget includes **\$184,000** to support the new **polymer cluster innovation center**, **\$250,000** to support the **University of Akron's** redevelopment of the **Polsky building**, **\$500,000** towards implementation of the **Innerbelt Master Plan**, and **\$550,000** towards the city's **neighborhood business districts**.



#### Commercial & Industrial Development & Support

**\$8,550,000**

	Funding Source	Budget (\$)
106 <b>Brownfield Assessments &amp; Remediation</b> Assessment, cleanup and revitalization of various sites.	JEDD	100,000
107 <b>Business Enhancement Grant</b> Grant moneys to be offered to offset upfront costs of opening or expanding facilities that provide new employment opportunities.	JEDD	400,000
108 <b>Downtown CDC Support</b> Support downtown CDCs.	JEDD	50,000
109 <b>Former Firestone HQ Demolition</b> Demolition of Firestone Headquarters.	<b>TOTAL</b>	<b>6,500,000</b>
	GO	500,000
	ODOD	6,000,000
110 <b>Hickory Street Environmental Project</b> Complete soil, groundwater and air sampling on nine parcels on Hickory Street using ODOD Brownfields Remediation Program grant funds.	ODOD	116,000





## 2026 CAPITAL INVESTMENT & COMMUNITY DEVELOPMENT PROGRAM

### ECONOMIC AND JOB DEVELOPMENT

#### *Small Business & Neighborhood Business District Support* **\$934,000**

111	<b>Community Development Corporation Support</b> Support local community development organizations.	CD	500,000
112	<b>Polymer Cluster Support</b> City's contribution of costs for a new central innovation center.	JEDD	184,000
113	<b>University of Akron Polsky Redevelopment</b> Support the University of Akron's redevelopment of Polsky's.	JEDD	250,000

#### *Neighborhood Business Districts* **\$550,000**

114	<b>Great Streets - Façade / Development</b> Matching façade grants, loans, and other assistance to support businesses in designated Great Streets areas.	CD	400,000
115	<b>Great Streets - Public Improvements</b> Public improvements to support the Great Streets Initiative.	CD	150,000

### TRANSPORTATION, PARKS, PUBLIC FACILITIES, MISC., HOUSING, & ECONOMIC DEVELOPMENT TOTAL

↪ **\$145,808,079**





## 2026 CAPITAL INVESTMENT & COMMUNITY DEVELOPMENT PROGRAM


### SEWER

**\$94,310,000**

In 2009, the City of Akron was issued a **Federal Consent Decree** which has required the city to completely overhaul the combined sewer system throughout Akron. This decree includes **26 massive projects** totaling over **\$1 billion of investment**. To date, the city has completed **24** of these projects and is in progress on the 25th, the **Northside Interceptor Tunnel**. Once the Northside Interceptor Tunnel is operational, which we expect by the end of 2026, Akron will be capturing **99%** of wet weather flows and reducing Akron's number of combined sewer overflow events by **99.7%**.

In 2026, **Water Reclamation Services** will be implementing Sewer projects to meet regulatory requirements and to maintain and enhance the performance of the **sewer collection system, Water Reclamation Facility, and Renewable Energy Facility**.

The **Sewer Maintenance Division** operates and maintains the sewer collection system which includes **1,348 miles** of sanitary and storm sewers, **29,771 manholes**, **23,424 inlets**, **36 sanitary sewer pump stations**, and **8 Combined Sewer Overflow (CSO) storage facilities** (7 basins and 1 Tunnel). The Water Reclamation Facility (WRF) provides treatment of **70 million gallons** of wastewater per day (MGD) and up to **280 MGD** during rain events.



	<b>Combined Sewer Overflows (CSO)</b>	<b>\$66,215,000</b>	<b>Funding Source</b>	<b>Budget (\$)</b>
116	<b>Combined Sewer Overflow Real Time Control</b> Implementation of real time control system to monitor and control wet weather storage throughout the sewer system in storage basins, OCIT, and the WRF.		SCF	150,000
117	<b>CSO Post Construction Water Quality Monitoring</b> Post construction monitoring of new CSO infrastructure and river water quality to demonstrate water quality performance of the CSO system for the City's Combined Sewer Overflow Consent Decree and Integrated Plan, including plan development and implementation.		SCF	100,000
118	<b>CSO Program Management Team</b> Program management for implementation of the City's Combined Sewer Overflow and US EPA/DOJ Consent Decree and Integrated Plan, including PMT, PMT Green & rate study.		SCF	1,500,000

## 2026 CAPITAL INVESTMENT & COMMUNITY DEVELOPMENT PROGRAM

### SEWER

		Funding Source	Budget (\$)
119	<b>CSO River Access Point Water Quality &amp; Condition Notification System</b> Provide three live-feed river gauges and non-digital wayfinding signage to report on publicly available data related to river conditions and quality to signify levels of caution and safety protocols to exercise when using the waterway.	SCF	40,000
120	<b>CMOM 5 - Year Cycle</b> Implementation of the CMOM Program including, but not limited to, aggregate cleaning and inspection of the sewer system every 5 years; identification of as-needed projects to help prevent SSOs in the system.	SCF	4,500,000
121	<b>Cuyahoga Street Storage Facility Treatment Improvements</b> Carryover. Provide treatment on overflows from the Cuyahoga Street Facility. This is an alternative project under the proposed Consent Decree Amendment No. 4.	WPCLF	5,700,000
122	<b>Enhanced High Rate Treatment Facility</b> Carryover. The EHRT will treat the remaining combined sewer overflows (CSOs) from the Ohio Canal Interceptor Tunnel (OCIT). This facility is the last project in the Consent Decree.	<b>TOTAL</b> SCF WPCLF	<b>15,500,000</b> 500,000 15,000,000
123	<b>Northside Interceptor Tunnel</b> Carryover. Combined sewer overflow storage tunnel to capture CSOs from the Racks 32-35 drainage areas.	WPCLF	36,700,000
124	<b>Ohio Canal Interceptor Tunnel</b> Closeout charges. This Consent Decree project intercepts and stores combined sewer overflows from Racks, 4, 16, 17, 18, 19, 20, 23, 24 and 37.	WPCLF	2,000,000
125	<b>Riverside Sewer Separation (CSO Rack 34)</b> Closeout charges. Construct new storm sewers in the Rack 34 drainage area, which is in North Hill, to eliminate combined sewer overflows into the Cuyahoga River and will significantly reduce the area's contribution to the future Northside Interceptor Tunnel.	WPCLF	25,000
<b>Sanitary Sewers</b>			<b>\$15,845,000</b>
126	<b>Brittain Road Pump Station #2 Reconstruction</b> Carryover. Reconstruction of the pump station built in 1973.	<b>TOTAL</b> SCF WPCLF	<b>1,115,000</b> 115,000 1,000,000





## 2026 CAPITAL INVESTMENT & COMMUNITY DEVELOPMENT PROGRAM

### SEWER

	Funding Source	Budget (\$)
127 <b>Flow Monitoring &amp; Rain Gauges</b> Continuation of the City of Akron rain gauges that collect rainfall data used in modeling and supporting the sewage collection system. Also included is flow monitoring the City's sewage system to support modeling efforts.	SCF	70,000
128 <b>Kibler Pump Station Inflow-Infiltration Study</b> Perform an inflow and infiltration study of the Kibler Pump Station sewershed, including the installation of flow meters in the sanitary sewer, to quantify the wet weather inflow and infiltration contribution to the pump station.	SCF	200,000
129 <b>Miscellaneous Collection System Improvements</b> The improvements include commercial sewer lateral replacement and WRF/SM vehicle / equipment replacement.	SCF	450,000
130 <b>Miscellaneous Sanitary Sewer Emergency Improvements</b> Design, construct, or reconstruct various sanitary sewer emergency improvements throughout the City.	SCF	500,000
131 <b>Sanitary Sewer Force Main Replacement</b> Carryover. Reconstruct deteriorated 4-inch diameter cast iron force mains from the Fairhill, Cromwell and Fairlawn Knolls Pump Stations, and the deteriorated 8-inch diameter cast iron force main from the Clearfield Pump Station.	<b>TOTAL</b> SCF WPCLF	<b>885,000</b> 80,000 805,000
132 <b>Sanitary Sewer Reconstruction - 2021 Large Dia. Lining</b> Closeout charges. Rehabilitation of sanitary and combined sewers and manholes identified using the CMOM televising and inspection data.	WPCLF	5,000
133 <b>Sanitary Sewer Reconstruction - 2024</b> Carryover. Annual rehabilitation of sanitary and combined sewers and manholes identified using the CMOM televising and inspection data.	<b>TOTAL</b> OPWC WPCLF	<b>6,220,000</b> 2,028,000 4,192,000
134 <b>Sanitary Sewer Reconstruction - 2025</b> Carryover. Annual rehabilitation of sanitary and combined sewers and manholes identified using the CMOM televising and inspection data.	<b>TOTAL</b> SCF OPWC WPCLF	<b>4,505,000</b> 10,000 2,362,500 2,132,500
135 <b>Sanitary Sewer Reconstruction - 2027</b> Annual rehabilitation of sanitary and combined sewers and manholes identified using the CMOM televising and inspection data.	SCF	485,000
136 <b>Sanitary Sewer Reconstruction - 2028</b> Annual rehabilitation of sanitary and combined sewers and manholes identified using the CMOM televising and inspection data.	SCF	10,000



## 2026 CAPITAL INVESTMENT & COMMUNITY DEVELOPMENT PROGRAM

### SEWER

		Funding Source	Budget (\$)
137	<b>Shoreline Pump Station Improvements</b> Carryover. Improvements to the existing pump station and force main.	WPCLF	1,400,000
	<b>Storm Water Systems</b>		<b>\$540,000</b>
138	<b>Castle Blvd. Storm Outlet</b> Carryover. Replacement of the Castle Blvd. storm sewer outlet which is failing and causing erosion of the slope.	GO	190,000
139	<b>Miscellaneous Storm Sewer and Storm Water Improvements</b> Design and construction of miscellaneous storm sewer improvements throughout the City. Includes storm water ditches and drainage ways.	GO	350,000
	<b>Water Reclamation Facility</b>		<b>\$11,710,000</b>
140	<b>Annual Plant &amp; Pump Station Renewal</b> Miscellaneous improvements to the Water Reclamation Facility including equipment overhauls/replacement, building improvements, electrical upgrades, energy efficiency improvements, roof replacement, pump stations within the collection system, and improvements at the Renewable Energy Facility.	SCF	2,000,000
141	<b>WRF Renewable Energy Facility Polymer System Improvements</b> Carryover. As a result of reaching the end of its useful life, upgrade the existing polymer system used in the dewatering of solids at the Renewable Energy Facility.	WPCLF	4,290,000
142	<b>WRF Secondary Treatment Process Electrical Improvements</b> Carryover. Modifications to the electrical system at the Water Reclamation Facility (WRF) North Blower and Pre-Aeration buildings that include replacing motor control centers and providing backup power to the high-speed turbo blowers from the existing diesel generator.	WPCLF	3,750,000
143	<b>WRF Process Control System Replacement</b> Carryover. Replacement of the Water Reclamation Facility (WRF) process control system.	WPCLF	1,470,000
144	<b>WRF Headworks Improvements</b> Closeout charges. Upgrade the Water Reclamation Facility (WRF) Headworks to provide 280 MGD capacity.	WPCLF	200,000





## 2026 CAPITAL INVESTMENT & COMMUNITY DEVELOPMENT PROGRAM

### WATER

**\$102,191,861**

As the infrastructure of the **Akron Public Water System** is aging and deteriorating, the need to **maintain, replace, and upgrade** critical components within the Water System are necessary. There are numerous tasks critical to the operation, maintenance, and sustainability of the Akron Water System including **managing short- and long-term budgeting** and planning of Capital Improvements. With the new rate increase which went into effect in 2024, Akron Water's objective is to make a significant investment in updating its **aging infrastructure** by increasing the investment in **water main replacements and extensions**, making a major investment in **replacing the main water storage reservoir** in town, **repair-replacement of critical Water Plant assets**, and ensuring **structural viability of water reservoir impoundment structures**.

Highlights of this year's budget include the replacement of **11,000 feet** of chronically **breaking and deteriorating water mains**, finishing the **Fixed Network Advanced Metering Infrastructure**, replacing **galvanized houselines** on private property which were previously connected to lead with a goal of removing them all by the end of 2027, and replacing the sodium hypochlorite feed system.



#### **Water Distribution**

**\$87,741,238**

#### **Funding Source**

#### **Budget (\$)**

**145 Akron Emergency Water Main Connections**

This project shall provide permanent emergency water main connections with Medina County Water and City of Cleveland Water to ensure quick & continued water service to supplement the operation of the Akron Water Supply System.

WSRLA

1,000,000

**146 Brittain Road Reservoir Replacement**

Replacement of main water reservoir to increase the service pressure and volume of emergency storage in the distribution system and improve water quality. Schedule contingent upon State funding.

WSRLA

23,550,000

**147 Fixed Network Advanced Metering Infrastructure**

Implement and install a fully integrated and managed system including a Fixed Network Advanced Metering Infrastructure (AMI) System and the installation of approx. 85,000 5/8" through 12" water meters, Customer Information System.

WSRLA

13,538,340



## 2026 CAPITAL INVESTMENT & COMMUNITY DEVELOPMENT PROGRAM

### WATER

		Funding Source	Budget (\$)
148	<b>Force Main Rehabilitation</b> Replace 600 feet of the original 1912 steel Force Main under the railroad embankment at Jessie Smith Park, replace 4,000 feet of 1919 steel force main including crossover valves, replace pitot meters w/ mag meters, upgrade existing valve vaults, repair Memorial Parkway main.	WSRLA	10,407,377
149	<b>Hawkins Avenue (S) Water Main Extension</b> Construct 1,200 feet of 8-inch water main on S. Hawkins Avenue between Morse Road and Jason Avenue to connect two non-circulating areas to improve water quality.	WSRLA	347,500
150	<b>Kenmore Boulevard - 28<sup>th</sup> Street Water Main Connection</b> Carryover. Waterline runs south from Kenmore Blvd. under the former Galat Meat Packing Company building (demolished) and continues underneath the CSX Rail Road in between Kenmore Boulevard and 28th Street.	WSRLA	452,800
151	<b>Lead Service Line Replacement Program - 2025</b> Annually reoccurring replacement of galvanized houselines on private property formerly downstream of a lead service within the distribution system to further reduce the risk of lead exposure in the distribution system.	WSRLA	11,451,335
152	<b>Lead Service Line Replacement Program - 2026</b> Annually reoccurring replacement of galvanized houselines on private property formerly downstream of a lead service within the distribution system to further reduce the risk of lead exposure in the distribution system.	WSRLA	12,000,000
153	<b>Water Distribution Vehicle &amp; Equipment Replacement</b> Annually reoccurring purchase of replacement motor vehicles, machinery, and equipment as necessary to support the Distribution System.	WCF	800,000
154	<b>Water Main Replacement Program - 2024</b> Annual program to replace water mains to improve system reliability of operation, increase pressure and flow, and improve water quality.	WSRLA	4,649,159
155	<b>Water Main Replacement Program - 2025</b> Annual program to replace water mains to improve system reliability of operation, increase pressure and flow, and improve water quality.	WSRLA	4,434,148
156	<b>Water Main Replacement Program - 2026</b> Annual program to replace water mains to improve system reliability of operation, increase pressure and flow, and improve water quality.	WSRLA	4,347,229





## 2026 CAPITAL INVESTMENT & COMMUNITY DEVELOPMENT PROGRAM

### WATER

		Funding Source	Budget (\$)
157	<b>Water Main Replacement Program - 2027</b> Annual program to replace water mains to improve system reliability of operation, increase pressure and flow, and improve water quality.	WSRLA	250,000
158	<b>Wheeling &amp; Lake Erie Railroad Yard Water Main Repair</b> Replacement lining of existing 12" water main beneath railroad on Gilchrist Road at Darrow Road.	WSRLA	513,350
	<b>Water Plant</b>		<b>\$14,375,610</b>
159	<b>Advanced Treatment Facility Construction</b> Install a new advanced treatment system to improve drinking water quality for the purposes of reducing taste and odors, agal toxins and other containments.	WSRLA	3,200,000
160	<b>Backwash Pumps Rebuild &amp; MCC Replacement</b> Project includes removing, rebuilding, and reinstalling two (2) vertical lineshaft turbine pumps, reconfiguring associated discharge pipes as needed, and replacement of the motor control center panel.	WSRLA	510,500
161	<b>Fluoride &amp; Hydrochloric Acid Feed System Replacement</b> Upgrade the fluoride and hydrochloric acid feed systems due to age and maintenance issues consisting of bulk tanks (2), day tanks (3), transfer pumps (4), metering pumps (3). Carryover.	<b>TOTAL</b> WSRLA OPWC	<b>1,303,775</b> 905,942 397,833
162	<b>High Service Pump Ball Valve and Limit-Torque Manual Valve Replacement</b> Replace or rebuild six (6) existing 30" Pratt Ball Valves on the High Service Pump discharge header.	WSRLA	3,102,621
163	<b>Miscellaneous Plant and Improvements</b> Annually reoccurring miscellaneous improvements as necessary to support Water Supply operations.	WCF	500,000
164	<b>Miscellaneous Safety Improvements</b> Annually reoccurring miscellaneous safety improvements as necessary to support Water Supply Bureau operations.	WCF	200,000
165	<b>Raw Water Intake Valve Replacement &amp; Repair - Phase 1</b> Replacement and repair of existing raw water intake valves as necessary to correct broken and deteriorated valves to ensure sustained operability of the raw water intake line.	WSRLA	443,400




## 2026 CAPITAL INVESTMENT & COMMUNITY DEVELOPMENT PROGRAM

### WATER

		Funding Source	Budget (\$)
166	<b>Sedimentation Basins HVAC Replacement</b> Replacement of the existing HVAC system in Sedimentation Basin 1 & 2 as deemed necessary by the Asset Management Program.	WCF	623,150
167	<b>Sodium Hypochlorite Feed System Replacement</b> Replace and upgrade the sodium hypochlorite feed system due to age and maintenance issues consisting of bulk tanks (4), day tanks (4), transfer pumps (3), and metering pumps (4).	<b>TOTAL</b> WSRLA OPWC	<b>3,854,964</b> 1,927,482 1,927,482
168	<b>Water Plant Vehicle &amp; Equipment Replacement</b> Replacement of motor vehicles, machinery, and miscellaneous equipment to support Water Supply operations.	WCF	400,000
169	<b>Water Plant Water Main Upgrade</b> Carryover. Upgrade the existing Water Plant distribution line that provides drinking water to the Water Plant and feeds various chemical feed processes by tying into the North Summit Supply Main with a 12-inch water main and looping the Water Plant system.	WSRLA	237,200
	<b>Watershed</b>		<b>\$75,013</b>
170	<b>East Branch Dam Improvements</b> Carryover. East Branch Dam needs drainage improvements at the foot of the dam in order to effectively move water off of the dam and maintain its integrity.	OWDA	37,398
171	<b>Miscellaneous Spillway Improvements</b> Improvements at the various dam locations to maintain structural integrity of the dam structures.	OWDA	37,615

**Grand Total**

**\$341,909,940**





## CAPITAL BUDGET HISTORY NARRATIVE

Reviewing the City of Akron's capital budgets from previous years brings a number of trends into focus. (These capital budgets are available from 1993 forward at the City of Akron's Finance Department webpage.)

The total investment budgeted for the city peaked in 2016 at over \$450 million, which represented an increase of 84% over the budget for 2015. This figure is also \$66 million greater than the second highest historical budget, in 2021. The dramatic increase in 2016 can be largely attributed to construction on the I-76/I-77 Main-Broadway interchange (\$112 million, funded mostly by Ohio Department of Transportation) and federally mandated work on the City's sewer and stormwater system (\$138 million).

The smallest capital budget was in 1999, when \$134 million of investments were planned.

The proposed capital budget for 2026 totals \$341 million, a decrease of 10.23% from 2025. This decrease reflects shifts in funding at the state and federal level, as well as a reduction in spending on sewer projects.

The largest sustained investment has been the mandated work on the sanitary and storm sewers to eliminate combined sewer overflows. This work represents a significant amount of the capital budget from 2012 forward, exceeding \$100 million in 2016, 2017, 2021, 2024, and 2025.

Significant investment has been directed to the City's water infrastructure in recent years, including installing advanced water metering infrastructure and replacing lead service lines throughout the city. That investment allowed the City to remove its last lead service line in 2025, a significant accomplishment and an investment in the wellbeing of our residents.

From 2008-2011, Economic Development investments averaged \$103 million annually, reflecting investments to support redevelopment of the Goodyear headquarters and the Eastgate Urban Renewal Area. Much of that work was funded by state and federal programs.

Transportation investments showed significant increases in 2006, 2016, 2021, and 2022, all reflecting Ohio Department of Transportation projects to improve or maintain freeways and bridges.

Federal ARPA funds, which allowed the City to significantly rebuild or upgrade recreational facilities across Akron since 2022, have been drawn down.



CAPITAL BUDGET HISTORY CHART

Note - the decimals listed reflect the budget amounts in millions of dollars

	1993	1994	1995	1996	1997	1998	1999	2000	2001	2002	2003	2004	2005	2006	2007	2008	2009	2010
Economic & Job Development	13.4	17.2	30.5	49.2	34.1	29.0	28.8	50.9	58.9	42.1	42.6	34.8	35.8	56.3	40.0	116.1	104.5	88.2
Housing & Community Development	7.5	9.0	9.7	9.1	8.9	9.3	9.6	8.9	5.8	8.6	9.2	8.8	9.3	8.7	7.0	7.2	13.2	15.4
Miscellaneous	13.1	14.0	17.0	17.4	20.4	18.7	21.1	25.2	27.4	28.8	29.5	34.0	30.0	30.2	35.6	39.4	37.8	41.7
Parks and Recreation	6.3	2.6	4.8	4.0	3.1	7.1	8.6	4.7	13.2	12.8	9.9	5.7	5.5	3.8	10.2	7.8	8.4	7.1
Public Facilities	21.5	18.6	4.4	5.8	5.5	10.3	5.5	5.0	5.0	4.9	5.2	7.9	4.1	9.4	9.1	12.1	12.3	10.8
Transportation	68.2	38.7	39.8	32.0	35.9	27.9	17.3	46.3	47.8	76.5	35.2	45.9	34.3	104.6	62.0	71.2	50.0	51.1
Water	12.1	23.9	38.6	12.3	22.4	29.1	22.2	15.7	27.4	26.9	30.8	17.9	7.6	12.9	14.6	9.7	6.5	12.5
Sewer	31.8	31.4	11.4	17.1	28.2	38.3	20.9	17.1	16.4	14.5	21.8	31.9	7.8	13.0	11.1	26.9	29.4	26.0
Overall	173.8	155.2	156.3	146.9	158.5	169.7	133.9	173.7	202.0	215.1	184.1	186.8	134.4	239.0	189.6	290.5	262.1	252.9
Percentage Change (from previous year)		-10.73%	0.68%	-6.02%	7.94%	7.04%	-21.11%	29.72%	16.31%	6.49%	-14.43%	1.50%	-28.05%	77.79%	-20.65%	53.18%	-9.79%	-3.51%

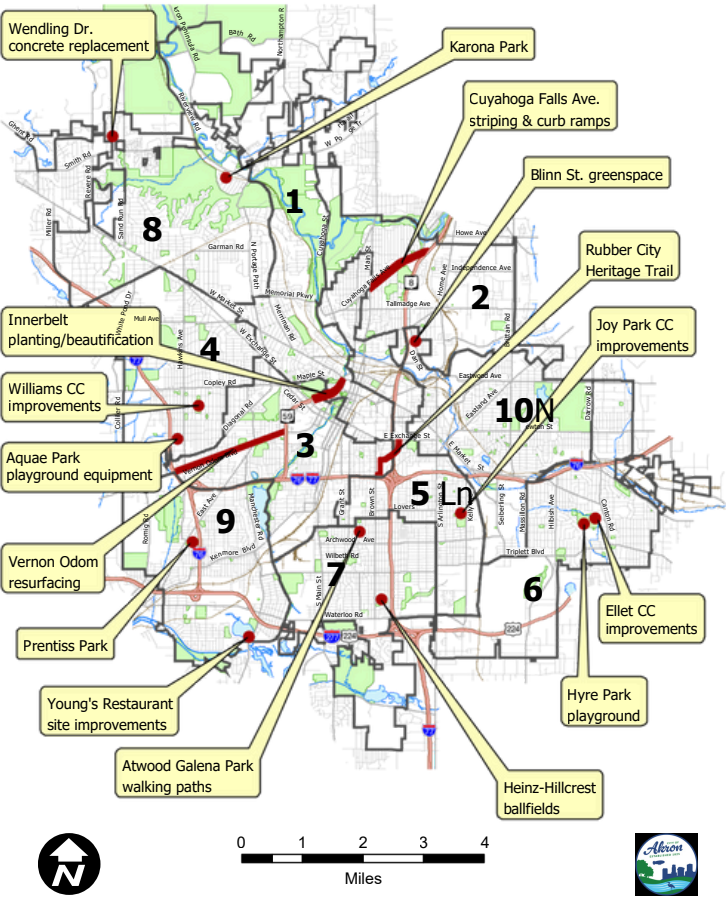
	2011	2012	2013	2014	2015	2016	2017	2018	2019	2020	2021	2022	2023	2024	2025	2026
Economic & Job Development	106.3	58.1	43.9	27.9	30.4	28.5	15.0	6.6	18.7	14.2	8.3	11.8	13.6	5.6	17.3	8.6
Housing & Community Development	9.6	9.2	4.6	4.6	5.4	6.4	6.7	6.5	7.2	7.0	10.0	20.0	11.4	10.3	9.6	8.9
Miscellaneous	37.2	33.6	38.8	41.1	46.5	46.7	49.8	55.7	55.3	54.3	60.6	50.9	50.1	57.0	52.4	54.7
Parks and Recreation	3.7	2.4	1.7	2.5	3.6	4.1	2.7	3.2	4.0	6.4	9.5	25.0	47.3	45.5	13.5	6.1
Public Facilities	10.1	3.0	1.6	3.2	3.4	1.4	23.9	22.1	8.3	14.5	10.0	17.5	27.1	15.8	10.5	13.1
Transportation	46.9	44.0	18.7	24.3	43.6	153.5	52.4	51.8	60.4	46.3	91.6	93.6	31.6	20.9	49.6	53.6
Water	11.5	9.5	29.5	19.5	15.2	12.7	11.9	15.1	63.5	36.7	38.1	74.9	67.4	71.7	86.9	102.1
Sewer	37.6	48.0	83.2	100.8	96.1	197.8	210.5	171.8	119.9	143.5	155.3	72.9	116.2	138.9	141.0	94.3
Overall	262.9	207.8	222.1	223.9	244.1	451.0	373.0	160.9	337.3	322.8	383.4	366.6	364.9	365.7	380.8	341.9
Percentage Change (from previous year)	3.97%	-20.95%	6.87%	0.80%	9.07%	84.71%	-17.29%	-56.87%	109.65%	-4.28%	18.76%	-4.39%	-0.46%	0.23%	4.15%	-10.23%





Select Capital Projects In Our Neighborhoods  
(Wards 1-10)

Ward	Project Name	Description
1	Innerbelt Planning/Beautification	Community-informed improvements and beautification to the decommissioned Innerbelt right-of-way.
2	E Cuyahoga Falls Ave. Striping/Curb Ramps	Restriping and new pedestrian curb ramps, from Main St. to Route 8.
3	Vernon Odom Resurfacing	Street resurfacing and pedestrian-friendly restriping.
4	Aquae Park Playground	New playground equipment.
4	Williams Community Center Improvements	Esports gaming room; upgrade flooring and lighting and remove old play equipment.
5	Joy Park Community Center Improvements	Esports gaming room; concrete plaza (north end).
6	Hyre Park Playground Improvements	Playground and tennis court improvements.
6	Ellet Community Center Improvements	Miscellaneous improvements as identified by Building Maintenance staff.
7	Heinz-Hillcrest Ballfields	New bleachers and players benches for baseball fields; ADA access ramp from Brown Street Parking lot to existing walking path.
7	Atwood Galena Paths	Repairs to asphalt walking path.
8	Wendling Dr. Concrete Replacement	Repaving with new curbs and gutters.
8	Karona Park	Akron Parks Challenge Grant--converting tennis court to pickleball, new nature play area, walkways, and landscaping.
9	Young's Restaurant Site Improvements	Evaluations and site preparations for redevelopment.
9	Prentiss Park	Replace/repair bleachers, remove softball backstop, and restroom upgrade.
10	Rubber City Heritage Trail	Continued transformation of a rail corridor into a recreational trail.
10	Blinn St. Greenspace	Develop new park space on the western portion of the former Blinn street property.



2026 PROJECTED REVENUES\*

\$17,986,000

## PUBLIC SERVICE DEPARTMENT

Equipment Replacement	\$3,000,000	Replacing the aging Snow and Ice Fleet. Trucks, plows, spreaders, brine tanks and more.
Traffic Calming	\$250,000	Traffic safety intervention including speed tables, curb extensions, flashing radar signage, and more.
Resurfacing	\$2,750,000	Pave and replace additional streets based on roadway conditions and safety.
<b>TOTAL</b>	<b>\$6,000,000</b>	



## AKRON POLICE DEPARTMENT

Management Software/Hardware/Training	\$664,000	Computers, cameras, server equipment, security upgrades, phone upgrades, and various software solutions.
Dan St. Training Bureau Improvements	\$500,000	Replacement of the HVAC units and roof repairs.
Police CAD	\$358,000	Updated software solution for dispatching emergency calls, and new record management system for APD.
Safety Forces Staffing	\$3,630,000	Funding assistance to maintain staffing levels.
Academy / Training	\$536,000	Improve development, training and hardware for Police Academy and Citizens Academy, funds for training efforts.
Body Worn Cameras	\$453,000	Development of additional cameras for SWAT and SNUD units, and build out of additional infrastructure to support expansion.
Police Combine Comm Center	\$348,000	Contract costs for communication center facility, technology and utilities.
Police Gear Replacement	\$255,000	Funding for development and implementation of Patrol long gun program, replacement of police gear, body armor, and other equipment.
Taser Replacement	\$291,000	Contract to ensure that all APD patrol officers are issued tasers.
<b>TOTAL</b>	<b>\$7,035,000</b>	



## AKRON FIRE DEPARTMENT

Fire/EMS Misc Equipment	\$400,000	Provide for replacement of end of service life EMS and Fire equipment. Examples include cardiac monitors, LUCAS CPR devices, Styker Powerload Cots, Nozzles, and hoses, and miscellaneous equipment.
Fire Facility Improvement Program	\$130,000	Provides for repair of fire station HVAC systems, drive aprons, kitchen, generators, overhead doors, and parking lots.
Fire Gear Replacement	\$200,000	Ongoing replacement of turn-out gear.
Management Software/Hardware/Training	\$210,000	Computers, cameras, server equipment, security upgrades, phone upgrades, and various software solutions.
Fire CAD	\$193,000	Updated software solution for dispatching emergency calls and new record management system for AFD.
Safety Forces Staffing	\$3,630,000	Funding assistance to maintain staffing levels.
Police Combines Comm Center	\$188,000	Contract Costs for Communication Center facility, technology and utilities.
<b>TOTAL</b>	<b>\$4,951,000</b>	

