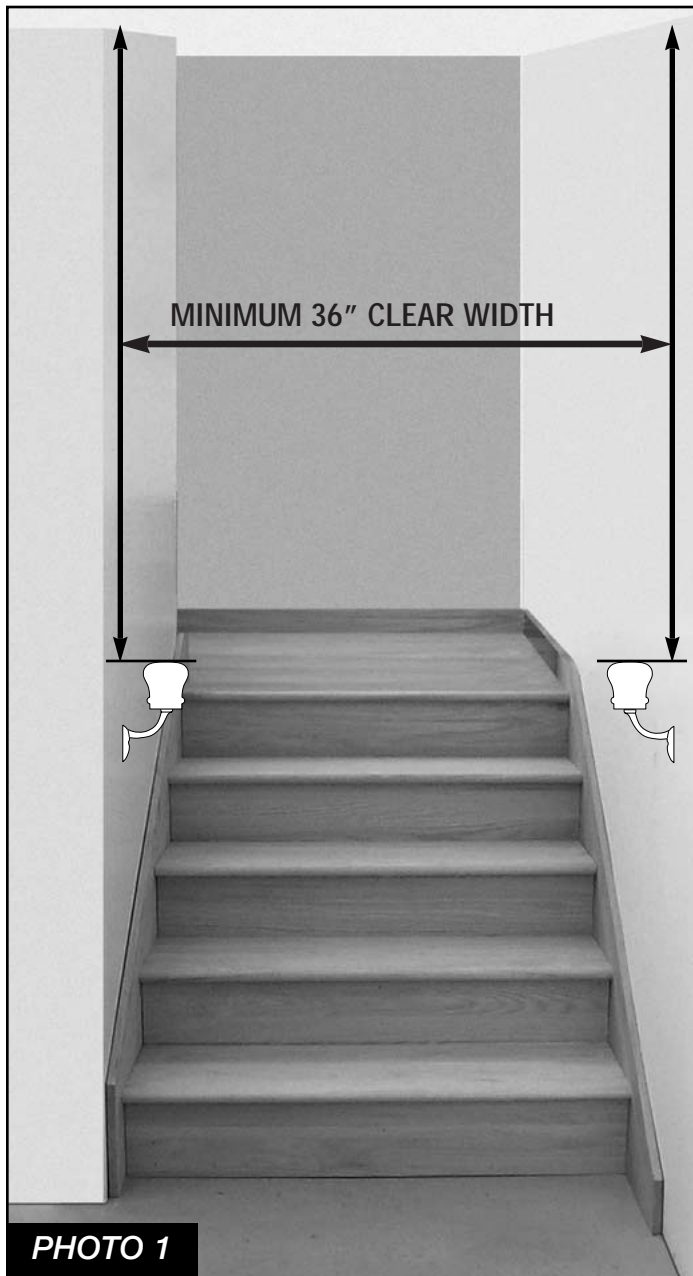
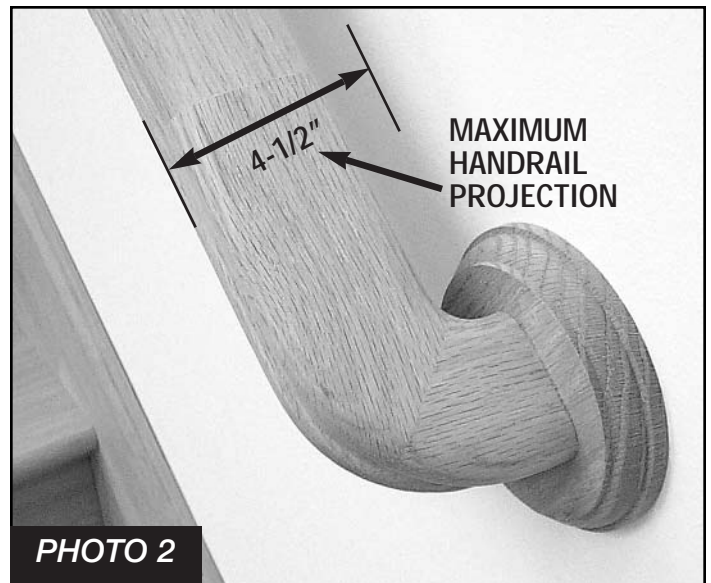


SECTION R314 STAIRWAYS

R314.1 Width.

Stairways shall not be less than 36 inches (914 mm) in clear width at all points above the permitted handrail height and below the required headroom height. **PHOTO 1.** Handrails shall not project more than 4.5 inches (114 mm) on either side of the stairway **PHOTO 2.** and the minimum clear width of the stairway at and below the handrail height, including treads and landings, shall not be less than 31.5 inches (787 mm) where a handrail is installed on one side and 27 inches (698 mm) where handrails are provided on both sides. **PHOTO 3.**




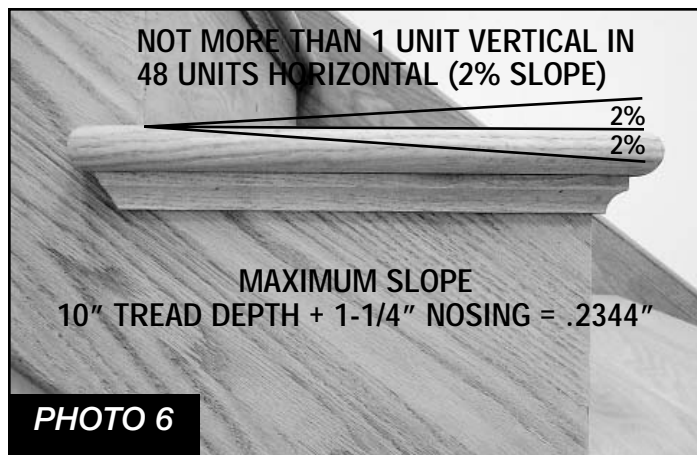

Exception: The width of spiral stairways shall be in accordance with Section R314.5.



R314.2 Treads and risers.

The maximum riser height shall be 8-1/4 inches (209 mm) and the minimum tread depth shall be 9 inches (229 mm). The riser height shall be measured vertically between leading edges of the adjacent treads.





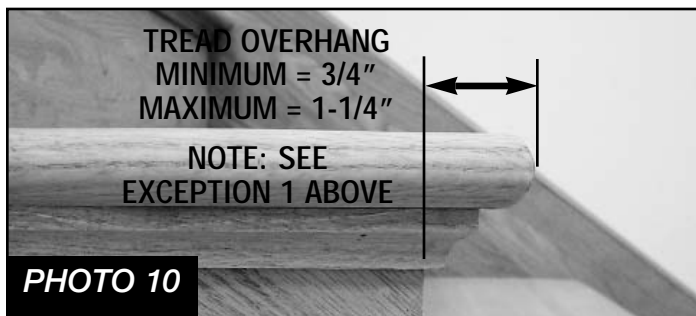

PHOTO 4. The tread depth shall be measured horizontally between the vertical planes of the foremost projection of adjacent treads and at a right angle to the tread's leading edge. **PHOTO 5.** The walking surface of treads and landings of a stairway shall be sloped no steeper than one unit vertical in 48 units horizontal (2 percent slope). **PHOTO 6.** The greatest riser height within any flight of stairs shall not exceed the smallest by more than 3/8 inch (9.5 mm). **PHOTO 7.** The greatest tread depth within any flight of stairs shall not exceed the smallest by more than 3/8 inch (9.5 mm). **PHOTO 8.**



R314.2.1 Profile.


The radius of curvature at the leading edge of the tread shall be no greater than 9/16 inch (14.3 mm). **PHOTO 9.** A nosing not less than 3/4 inch (19.1 mm) but not more than 1-1/4 inches (32 mm) shall be provided on stairways with solid risers. **PHOTO 10.** The greatest nosing projection shall not exceed the smallest nosing projection by more than 3/8 inch (9.5 mm) between two stories, including the nosing at the level of floors and landings. **PHOTO 11.** Beveling of nosing shall not exceed 1/2 inch (12.7 mm). **PHOTO 12.** Risers shall be vertical or sloped from the underside of the leading edge of the tread above at an angle not more than 30 degrees from the vertical. **PHOTO 13.** Open risers are permitted, provided that the opening between treads does not permit the passage of a 4-inch-diameter (102 mm) sphere. **PHOTO 14.**

- Exceptions:*
1. A nosing is not required where the tread depth is a minimum of 11 inches (279 mm).
 2. The opening between adjacent treads is not limited on stairs with a total rise of 30 inches (762 mm) or less.



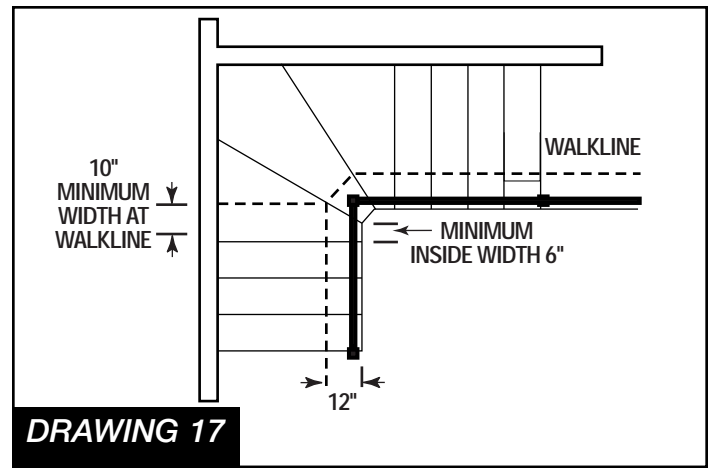
R314.3 Headroom.

The minimum headroom in all parts of the stairway shall not be less than 6 feet, 8 inches (2032 mm) measured vertically from the sloped plane adjoining the tread nosing, **PHOTO 15**, or from the floor surface of the landing or platform. **PHOTO 16**.

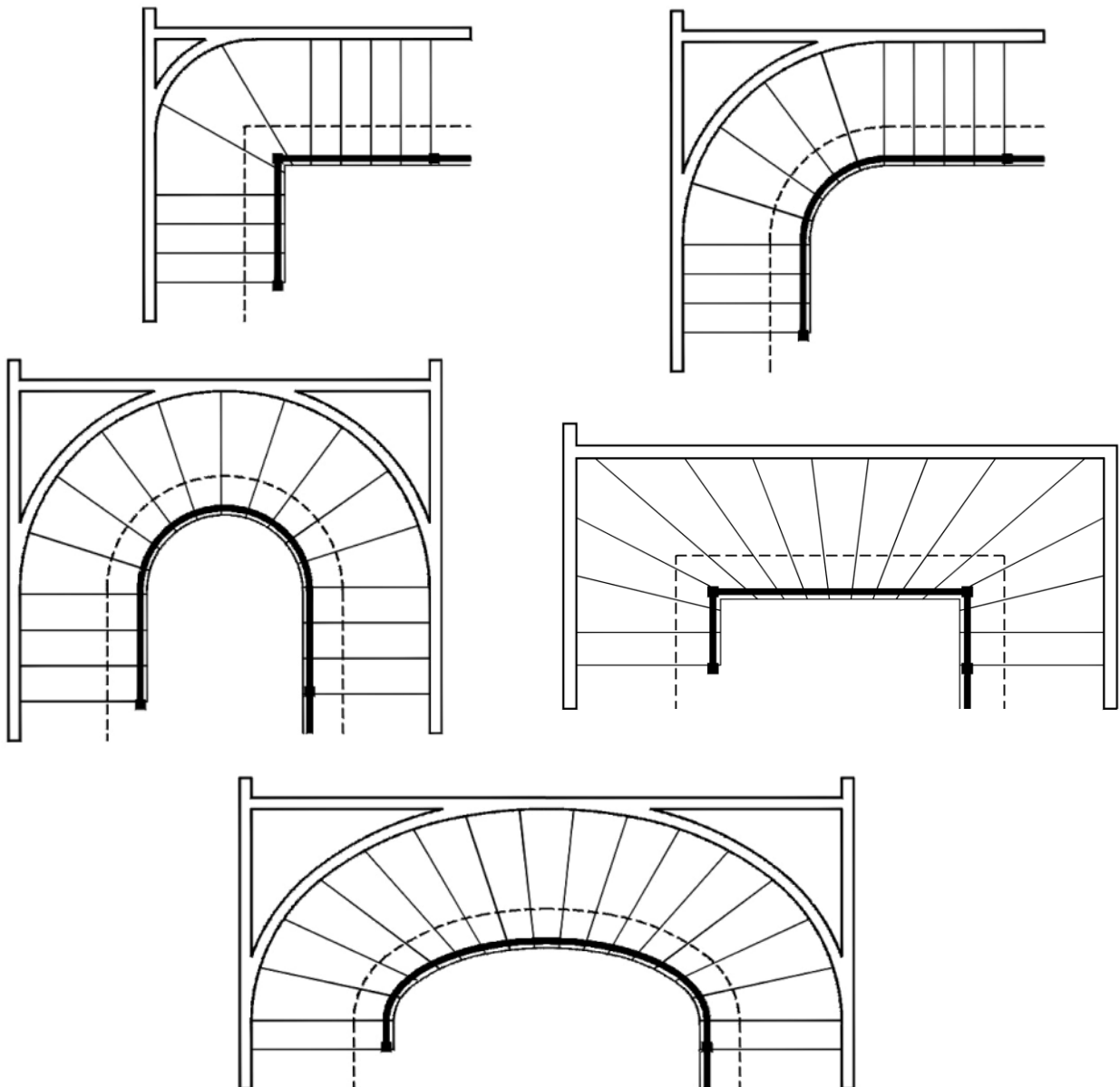


R314.4 Winders.

Winders are permitted, provided that the width of the tread at a point not more than 12 inches (305 mm) from the side where the treads are narrower is not less than 10 inches (254 mm) and the minimum width of any tread is not less than 6 inches (152 mm). The continuous handrail required by Section R315.1 shall be located on the side where the tread is narrower. **DRAWING 17.**



ALTERNATE WINDER DESIGNS



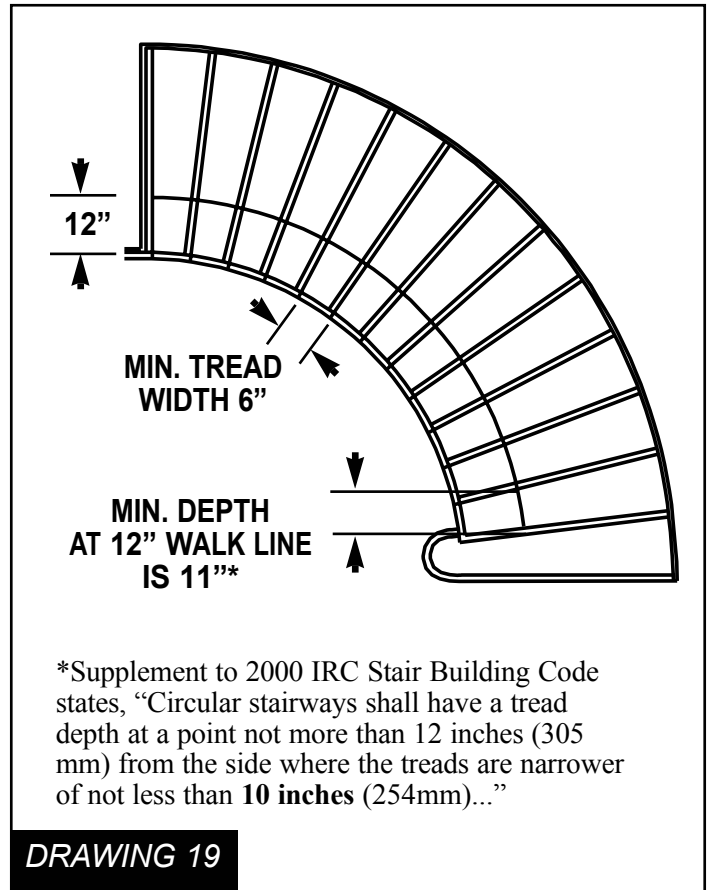
R314.5 Spiral Stairs.

Spiral stairways are permitted, for interior use as a component of the means of egress from a habitable room, a basement or an attic, provided the minimum tread width shall be 26 inches (660 mm) with each tread having a 7-1/2 inch (190 mm) minimum tread depth at 12 inches (305 mm) from the narrow edge. All treads shall be identical, and the rise shall be no more than 9-1/2 inches (241 mm). A minimum headroom of 6 feet, 6 inches (1982mm) shall be provided. PHOTO 18. A spiral stair is not permitted to be the only means of egress from a story of a building.



R314.6 Circular Stairways.

Circular stairways shall have a tread depth at a point not more than 12 inches (305 mm) from the side where the treads are narrower of not less than 11 inches (279 mm) and the minimum depth of any tread shall not be less than 6 inches (152 mm). Tread depth at any walking line, measured a consistent distance from a side of the stairway, shall be uniform as specified in Section 314.2. DRAWING 19.



R314.7 Illumination.

All stairs shall be provided with illumination in accordance with Section R303.4.

R314.8 Under stair protection.

Enclosed accessible space under stairs shall have walls, under stair surface and any soffits protected on the enclosed side with 1/2" (12.7-mm) gypsum board.

R314.9 Bulkhead enclosure stairways.


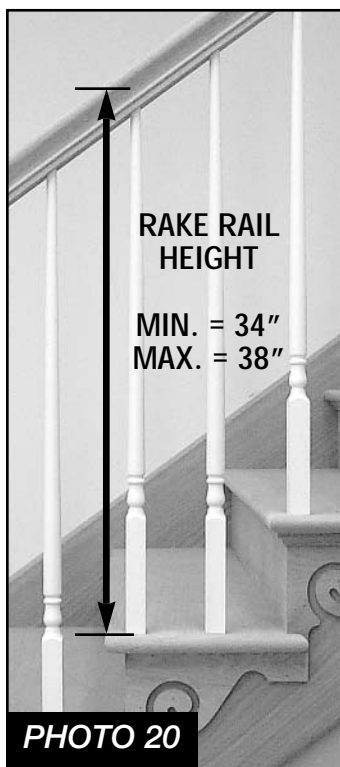
Stairways serving bulkhead enclosures not part of the required building egress and providing access from the outside grade level to the basement shall be exempt from the requirements of Sections R312, R314 and R315 when the maximum height from the basement finished floor level to grade adjacent to the stairway is covered by a bulkhead enclosure with hinged doors.

SECTION R315 HANDRAILS

R315.1 Handrails.

Handrails having minimum and maximum heights of 34 inches and 38 inches (864 mm and 965 mm), respectively, measured vertically from the nosing of the treads, shall be provided on at least one side of stairways. **PHOTO 20.**

All required handrails shall be continuous the full length of the stairs with two or more risers from a point directly above the top riser of a flight to a point directly above the lowest riser of the flight. **PHOTO 21.** Ends shall be returned or shall terminate in newel posts or safety terminals. **PHOTO 22.** Handrails adjacent to a wall shall have a space of not less than 1.5 inches (38 mm) between the wall and the handrail. **PHOTO 23.**

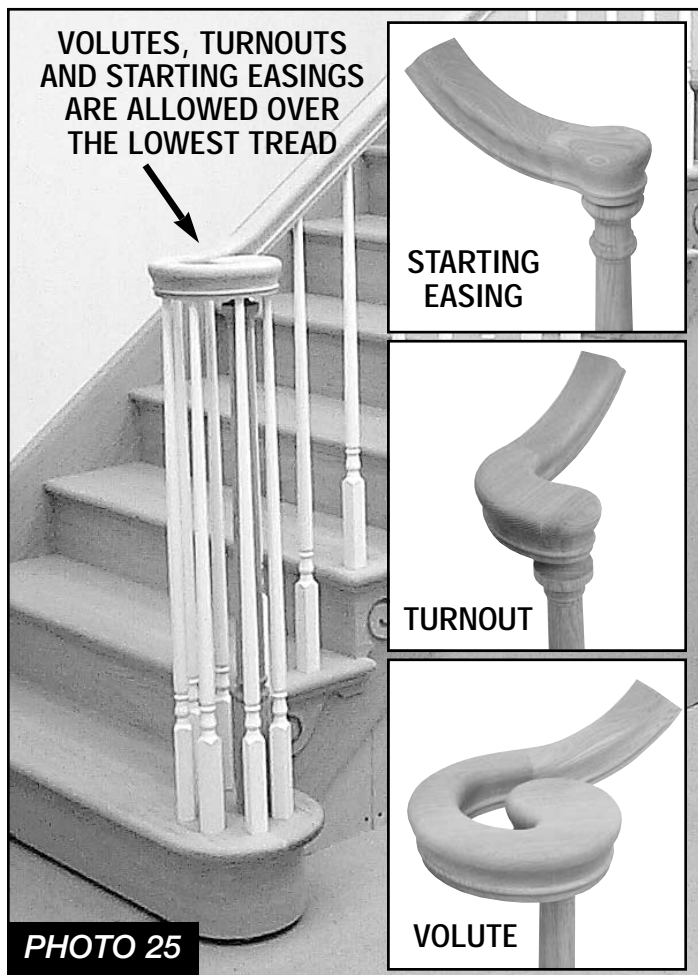



Exceptions: 1. Handrails shall be permitted to be interrupted by a newel post at a turn.

PHOTO 24.


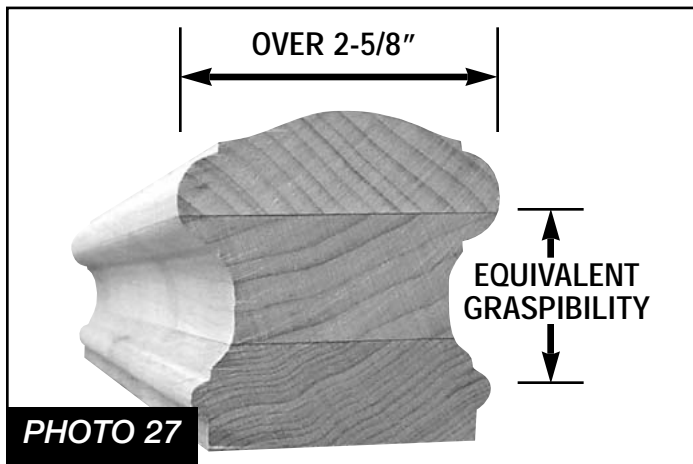
2. The use of a volute, turnout or starting easing shall be allowed over the lowest tread. **PHOTO 25.**

HANDRAIL MAY BE INTERRUPTED BY A NEWEL



R315.2 Handrail grip size.

The handgrip portion of handrails shall have a circular cross section of 1-1/4 inches (32 mm) minimum to 2-5/8 inches (67 mm) maximum. **PHOTO 26.** Other handrail shapes that provide an equivalent grasping surface are permissible. **PHOTO 27.** Edges shall have a minimum radius of 1/8 inch (3.2 mm). **PHOTO 28.**

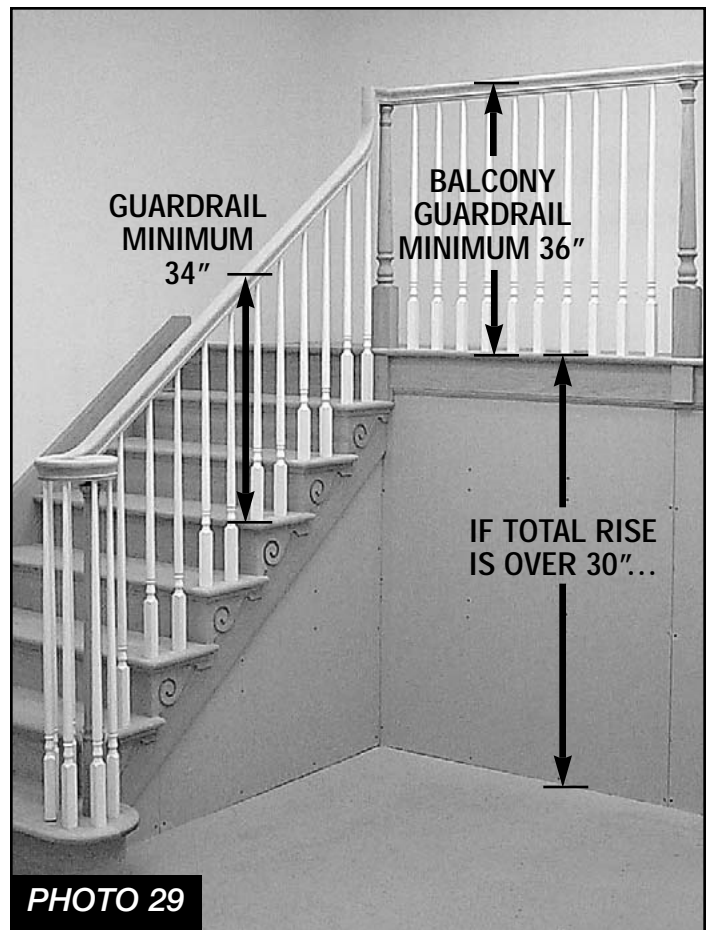


SECTION R316 GUARDS

R316.1 Guards required.

Porches, balconies or raised floor surfaces located more than 30 inches (762 mm) above the floor or grade below shall have guards not less than 36 inches (914 mm) in height. Open sides of stairs with a total rise of more than 30 inches (762 mm) above the floor or grade below shall have guards not less than 34 inches (864 mm) in height measured vertically from the nosing of the treads.

PHOTO 29.



R316.2 Guard opening limitations.

Required guards on open sides of stairways, raised floor areas, balconies and porches shall have intermediate rails or ornamental closures which do not allow passage of a sphere 4 inches (102 mm) or more in diameter. **PHOTO 30.**

Exception: The triangular openings formed by the riser, tread and bottom rail of a guard at the open side of a stairway are permitted to be of such a size that a sphere 6 inches (152 mm) cannot pass through. **PHOTO 32.**

